



US00D572660S

(12) **United States Design Patent**  
**Enomoto et al.**

(10) **Patent No.:** **US D572,660 S**  
(45) **Date of Patent:** **\*\* Jul. 8, 2008**

(54) **CLAW TEETH MOTOR CORE**

(75) Inventors: **Yuji Enomoto**, Hitachi (JP); **Motoya Ito**, Hitachi (JP); **Kazumasa Ide**, Hitachi (JP); **Masashi Kitamura**, Hitachi (JP); **Ryoso Masaki**, Tokyo (JP); **Katsuyuki Yamazaki**, Narashino (JP); **Shoji Ohiwa**, Kiryu (JP); **Yasuaki Motegi**, Kiryu (JP); **Kazuo Asaka**, Matsudo (JP); **Chio Ishihara**, Matsudo (JP)

(73) Assignees: **Hitachi Industrial Equipment Systems Co., Ltd.**, Tokyo (JP); **Japan Servo Co., Ltd.**, Kiryu-shi (JP); **Hitachi Powdered Metals Co., Ltd.**, Matsudo-shi (JP)

(\*\*) Term: **14 Years**

(21) Appl. No.: **29/258,005**

(22) Filed: **Apr. 14, 2006**

(30) **Foreign Application Priority Data**

Oct. 14, 2005 (JP) ..... 2005-029978

(51) **LOC (8) Cl.** ..... **13-01**

(52) **U.S. Cl.** ..... **D13/122; D13/118**

(58) **Field of Classification Search** ..... D13/122,  
D13/114, 118, 199; 310/216, 254, 258, 260,  
310/261, 263; 336/198, 208

See application file for complete search history.

(56) **References Cited**

**U.S. PATENT DOCUMENTS**

1,756,672 A \* 4/1930 Barr ..... 310/259

4,263,526 A \* 4/1981 Taguchi et al. .... 310/263  
D287,716 S \* 1/1987 Iverson ..... D13/122  
D443,585 S \* 6/2001 Shida et al. .... D13/122  
6,841,904 B2 \* 1/2005 Sano et al. .... 310/71

\* cited by examiner

*Primary Examiner*—Prabhakar Deshmukh

*Assistant Examiner*—Derrick Holland

(74) *Attorney, Agent, or Firm*—Antonelli, Terry, Stout & Kraus, LLP.

(57) **CLAIM**

We claim the ornamental design for the claw teeth motor core, as shown and described.

**DESCRIPTION**

FIG. 1 is a perspective view showing the claw teeth motor core of the present invention;

FIG. 2 is a front view thereof;

FIG. 3 is a rear view thereof;

FIG. 4 is a left side view thereof;

FIG. 5 is a right side view thereof;

FIG. 6 is a top plan view thereof; and,

FIG. 7 is a bottom view thereof.

**1 Claim, 3 Drawing Sheets**

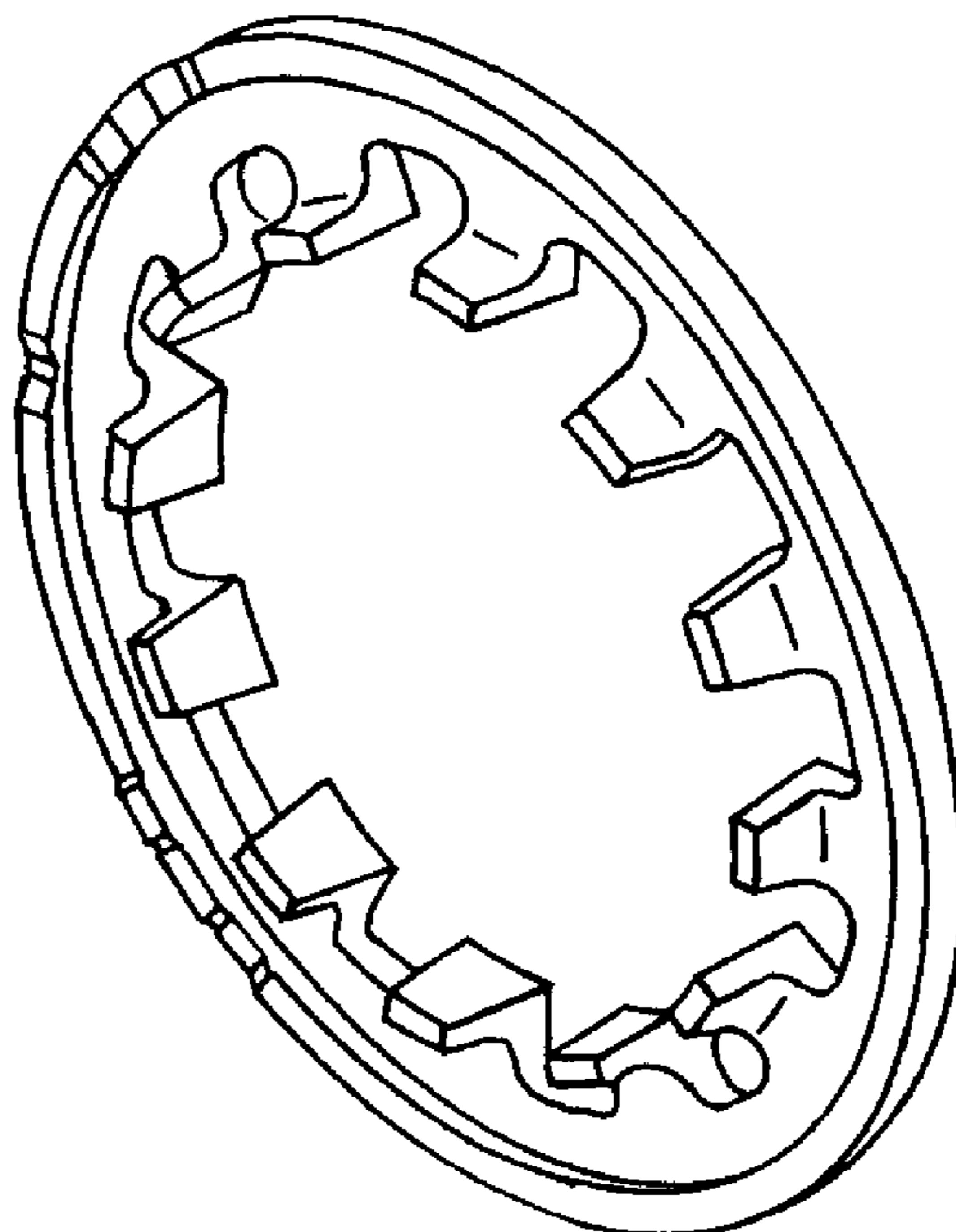


FIG. 1

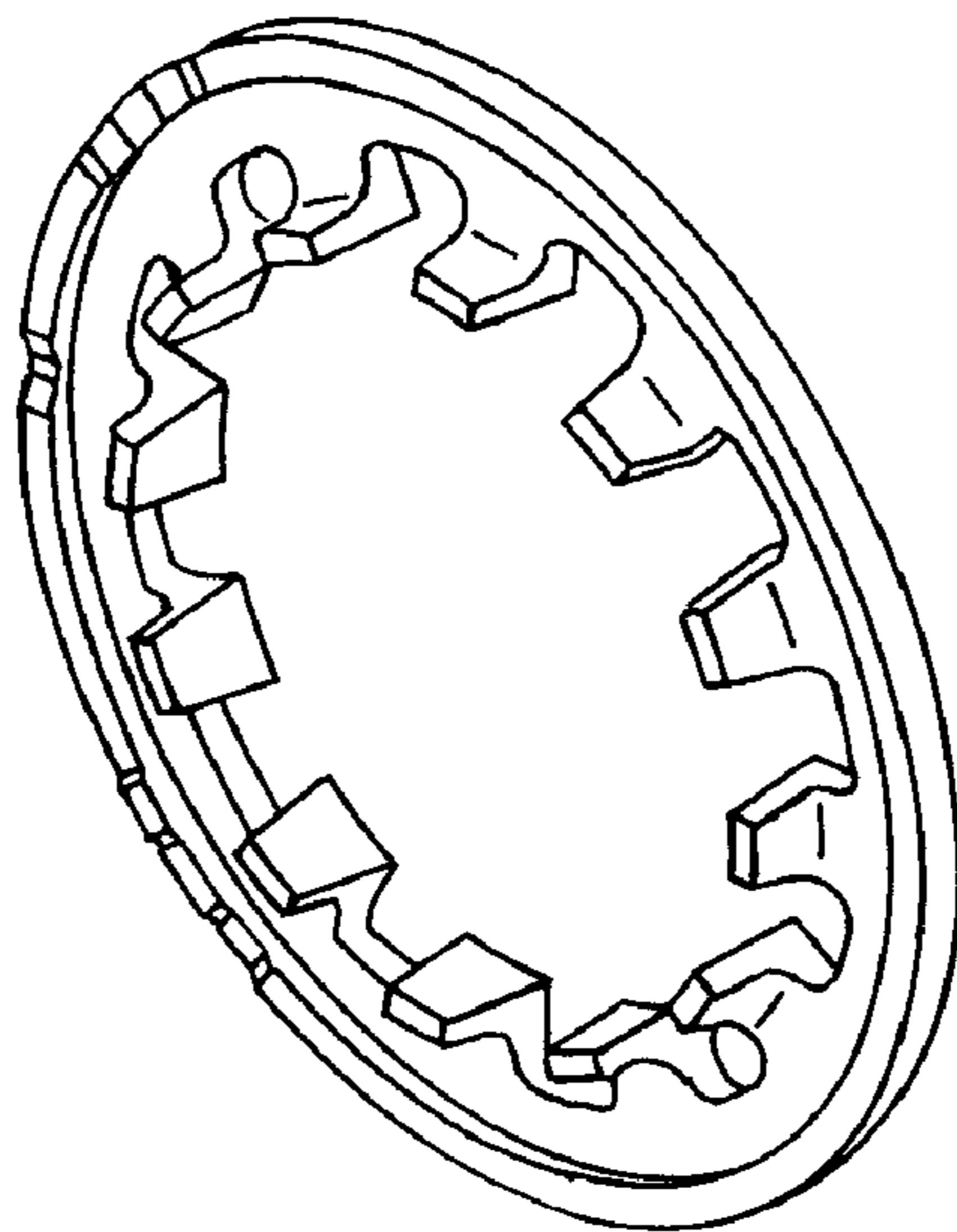


FIG. 2

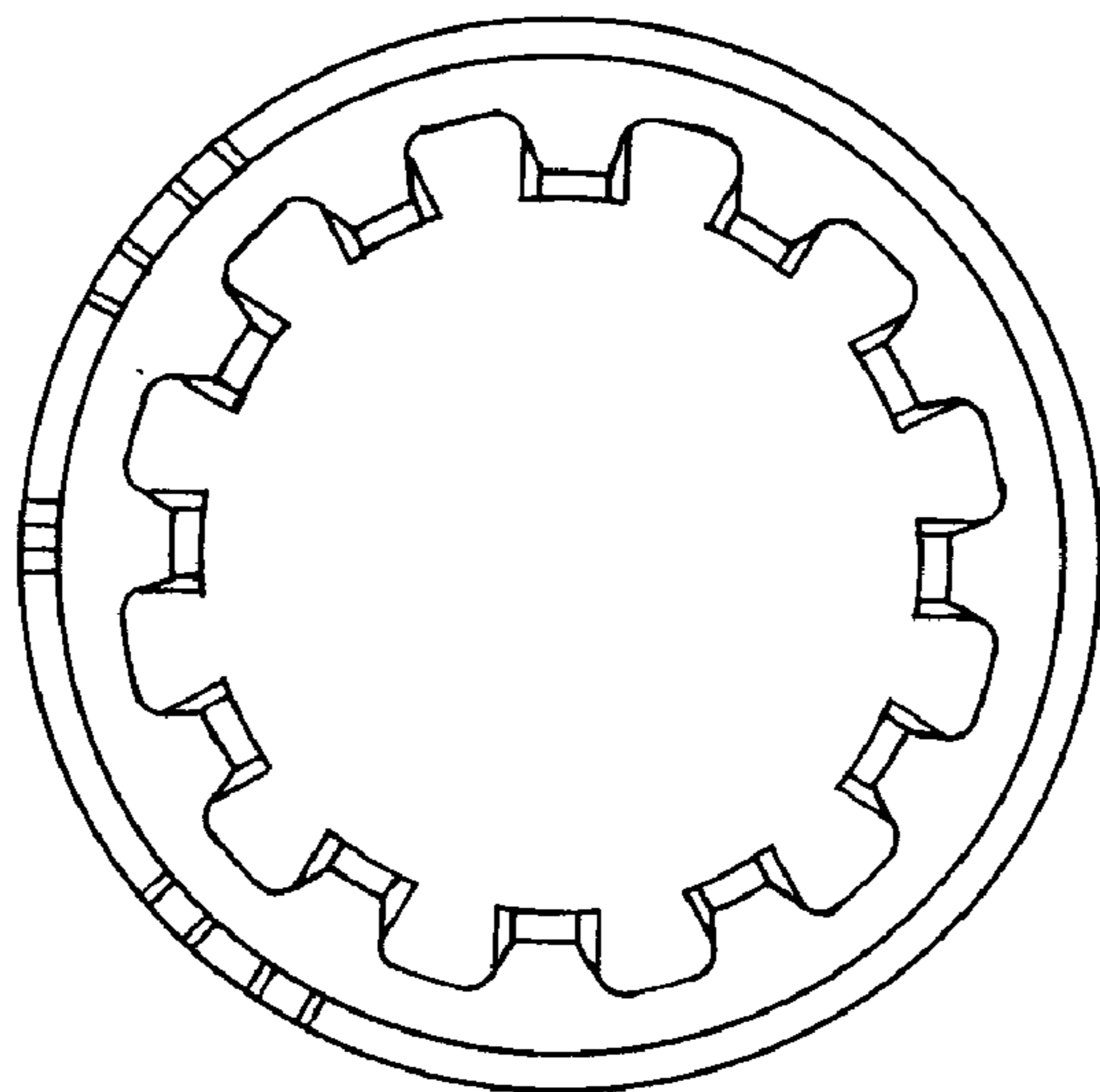


FIG. 3

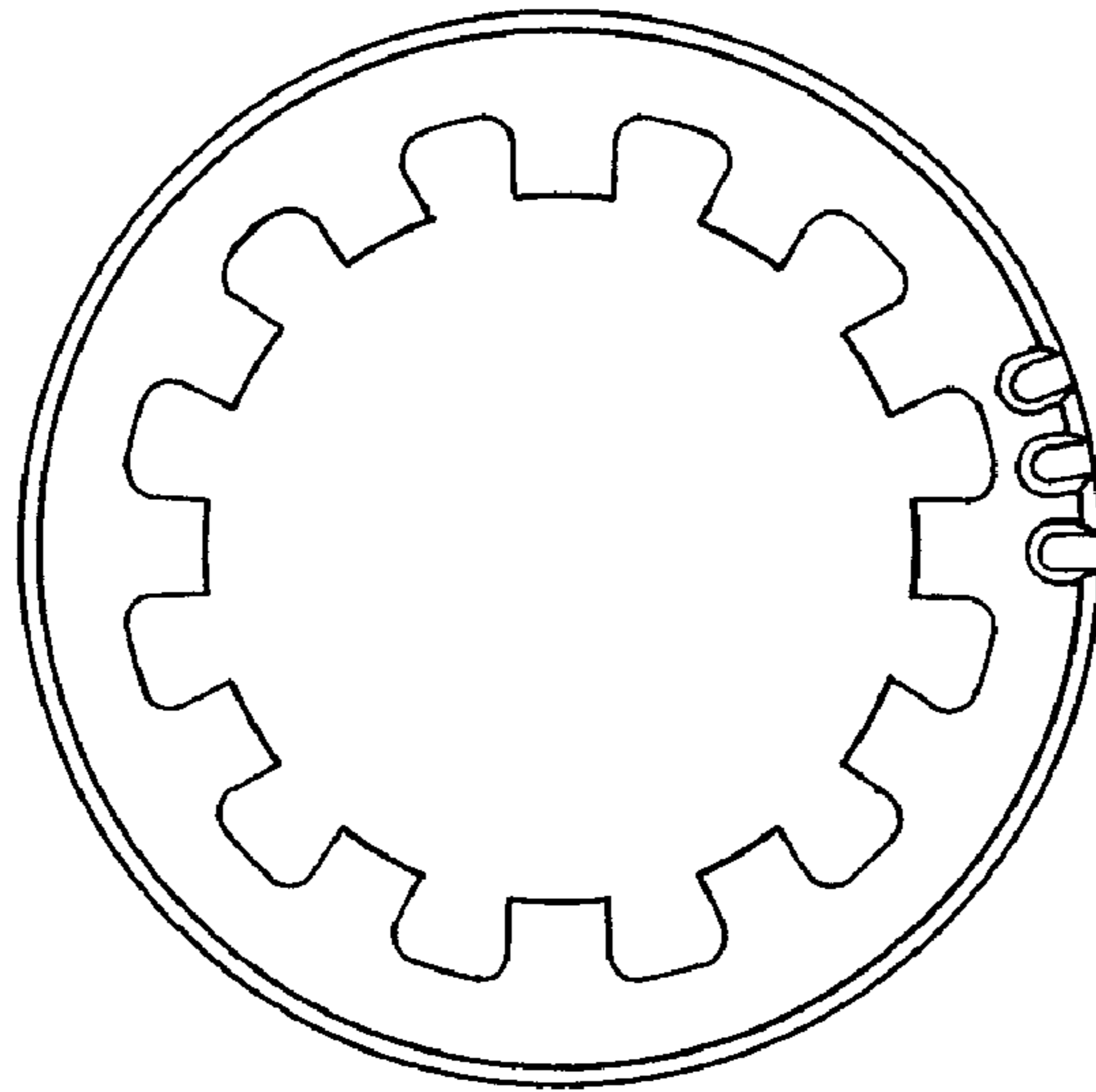


FIG. 4



FIG. 5



FIG. 6



FIG. 7

