



US00D572655S

(12) **United States Design Patent**  
**Osiecki et al.**

(10) **Patent No.:** **US D572,655 S**

(45) **Date of Patent:** **\*\* Jul. 8, 2008**

(54) **CHARGER**

(75) Inventors: **Scott W. Osiecki**, Skaneateles, NY (US);  
**Donwoong Kang**, Camillus, NY (US)

(73) Assignee: **Eveready Battery Company, Inc.**, St.  
Louis, MO (US)

(\*\*) Term: **14 Years**

(21) Appl. No.: **29/292,884**

(22) Filed: **Oct. 31, 2007**

(51) **LOC (8) Cl.** ..... **13-02**

(52) **U.S. Cl.** ..... **D13/107**

(58) **Field of Classification Search** ..... D13/107-110,  
D13/118-119, 184; D14/251, 253, 432,  
D14/434; 320/107-115

See application file for complete search history.

(56) **References Cited**

**U.S. PATENT DOCUMENTS**

D392,945 S *	3/1998	Barry et al. ....	D13/168
D455,396 S *	4/2002	Scott et al. ....	D13/108
D459,299 S *	6/2002	Hughes et al. ....	D13/108
D504,868 S *	5/2005	Lodato et al. ....	D13/107
D543,934 S *	6/2007	Kang et al. ....	D13/107
D543,935 S *	6/2007	Ke ..... ..	D13/107
D543,937 S *	6/2007	Rose et al. ....	D13/110
D544,834 S *	6/2007	Weinstein ..... ..	D13/110
D546,281 S *	7/2007	Bell ..... ..	D13/107

D552,029 S *	10/2007	Kingston et al. ....	D13/108
D553,077 S *	10/2007	Kim et al. ....	D13/108
D555,588 S *	11/2007	Yuen ..... ..	D13/108
D558,193 S *	12/2007	Ju ..... ..	D14/253

\* cited by examiner

*Primary Examiner*—Cathron Brooks

*Assistant Examiner*—Rosemary K Tarcza

(74) *Attorney, Agent, or Firm*—Gregory J. Adams

(57) **CLAIM**

We claim the ornamental design for a charger, as shown and described.

**DESCRIPTION**

FIG. 1 is a perspective view of the charger of the design.

FIG. 2 is a front view of the charger of the design.

FIG. 3 is a rear view of the charger of the design.

FIG. 4 is a top view of the charger of the design.

FIG. 5 is a bottom view of the charger of the design.

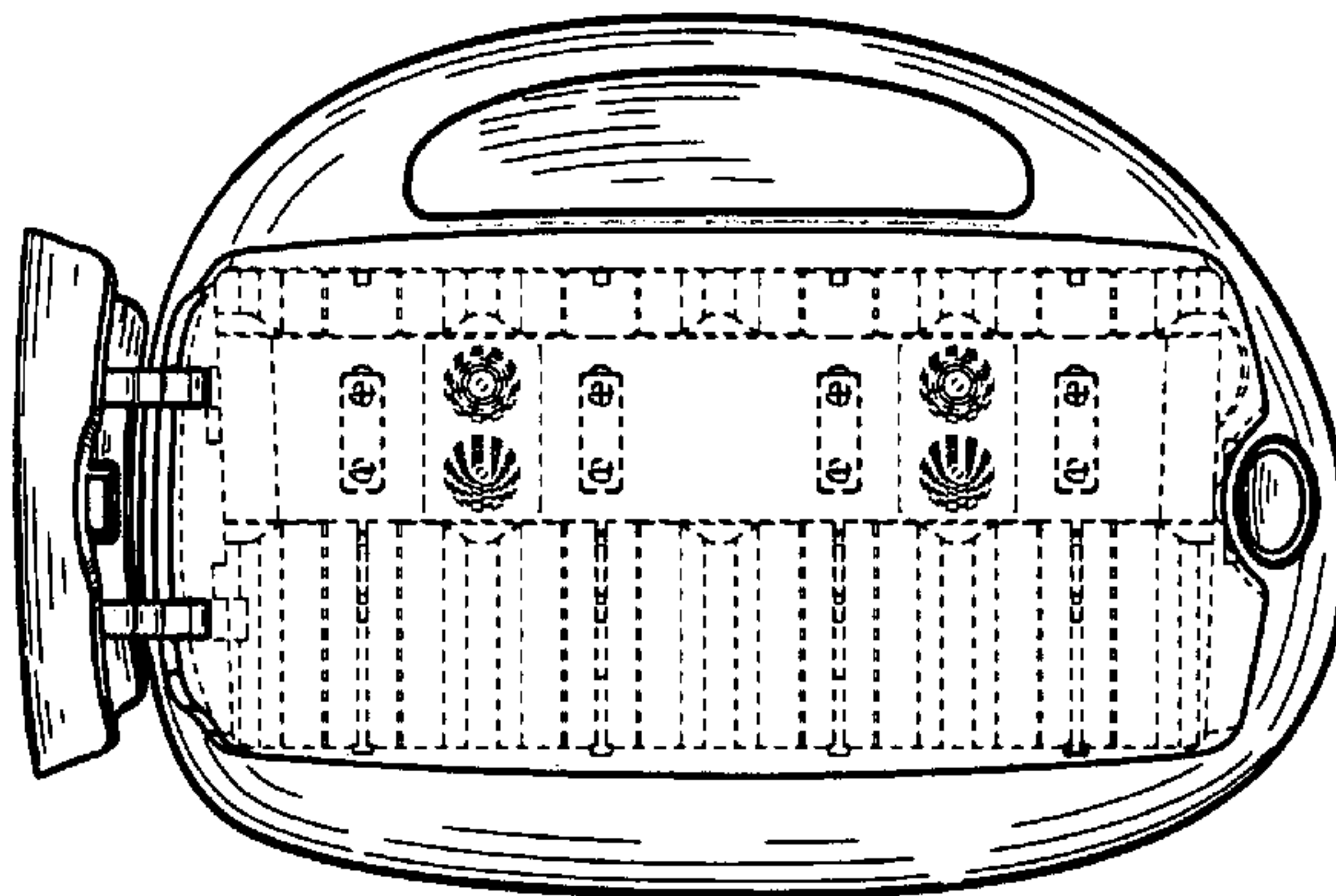

FIG. 6 is a left side view of the charger of the design.

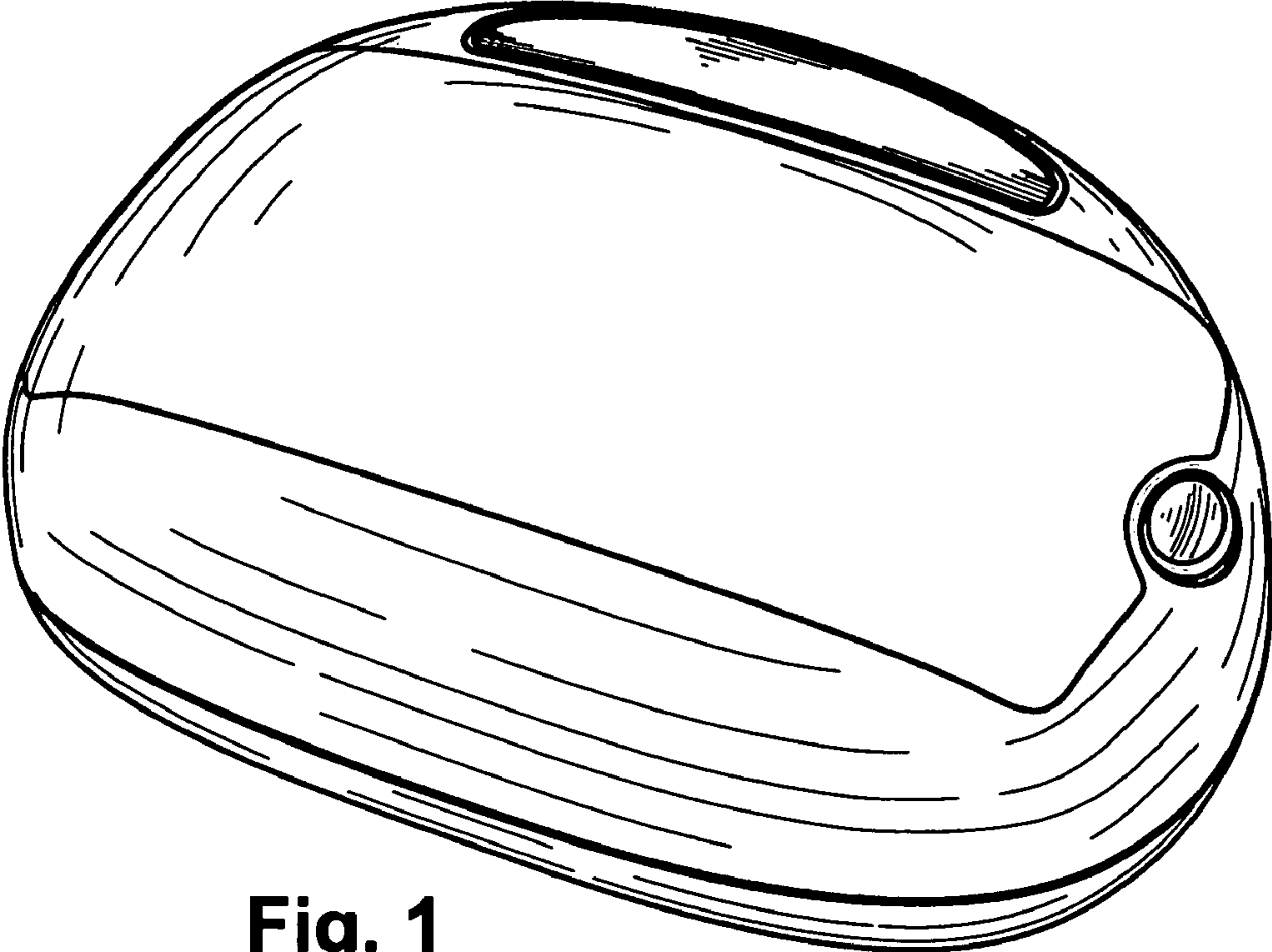
FIG. 7 is a right side view of the charger of the design; and,

FIG. 8 is an alternate top view of the charger of the design with a battery compartment cover open.


Any broken line(s) shown are for illustrative purposes only and form no part of the claimed design.

**1 Claim, 3 Drawing Sheets**







**Fig. 1**



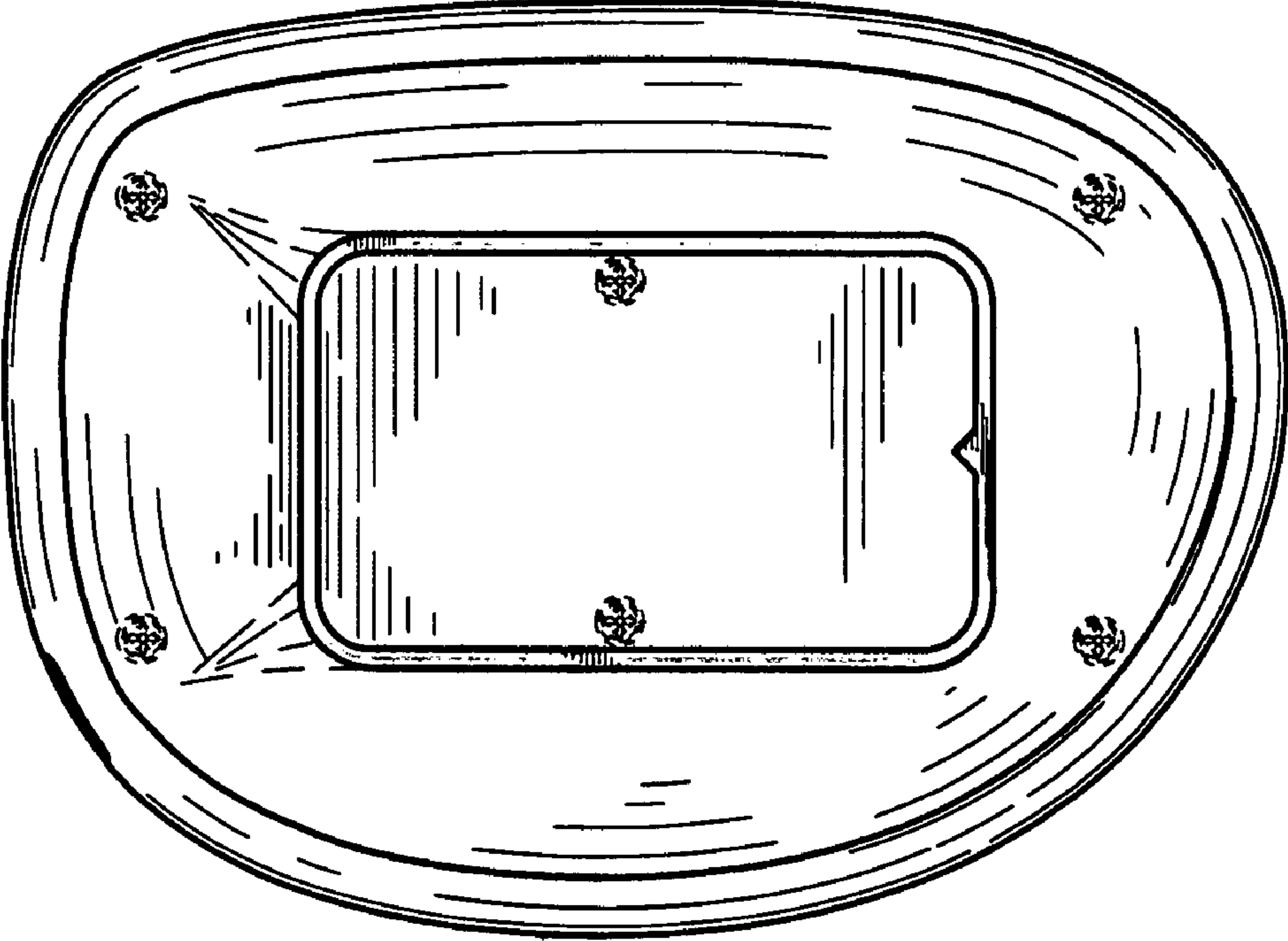
**Fig. 2**




**Fig. 3**




**Fig. 4**



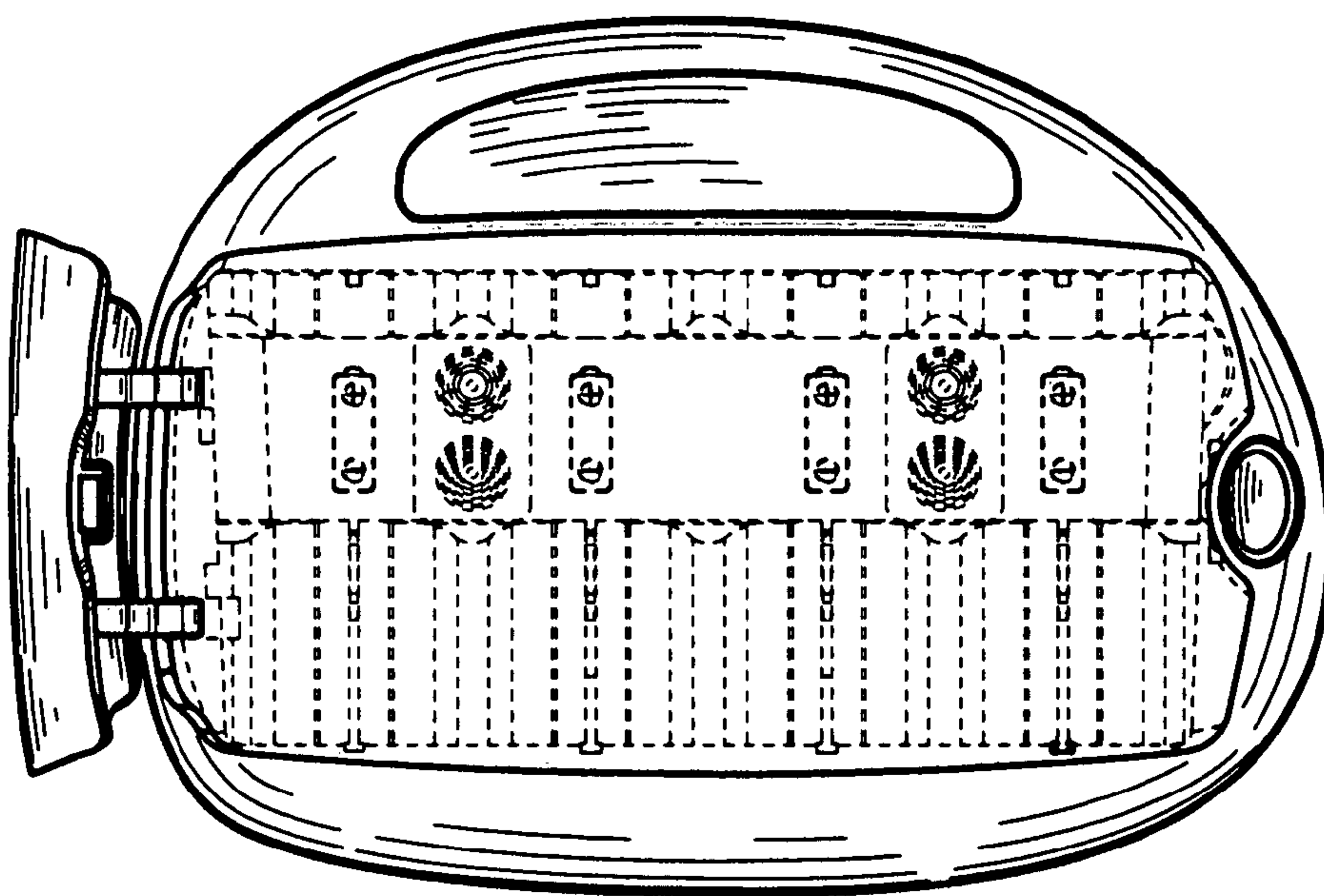
**Fig. 5**



**Fig. 6**



**Fig. 7**



**Fig. 8**