



US00D572627S

(12) **United States Design Patent**  
**Censi et al.**

(10) **Patent No.:** **US D572,627 S**  
(45) **Date of Patent:** **\*\* Jul. 8, 2008**

- (54) **BUCKLE**
- (75) Inventors: **Marco Censi**, Milan (IT); **Guillaume Hinfray**, Milan (IT)
- (73) Assignee: **Moreschi S.p.A.**, Vigevano (IT)
- (\*\*) Term: **14 Years**
- (21) Appl. No.: **29/290,005**
- (22) Filed: **Oct. 11, 2007**
- (30) **Foreign Application Priority Data**  
Apr. 25, 2007 (EP) ..... 1 000713540
- (51) **LOC (8) Cl.** ..... **02-07**
- (52) **U.S. Cl.** ..... **D11/231**
- (58) **Field of Classification Search** ..... D11/231,  
D11/212-230, 232-241; D2/627-631; 24/176,  
24/184, 200, 302, 378.1, 599.1, 599.9  
See application file for complete search history.

- (56) **References Cited**  
U.S. PATENT DOCUMENTS  
D173,226 S \* 10/1954 Kelman ..... D11/233  
D173,878 S \* 1/1955 Henning af  
Odenchrants ..... D11/231

D175,438 S \* 8/1955 Henning af  
Odenchrants ..... D11/231  
D396,661 S \* 8/1998 Bates ..... D11/232

\* cited by examiner  
*Primary Examiner*—Catherine R. Oliver  
(74) *Attorney, Agent, or Firm*—Modiano & Associati; Daniel J. O’Byrne

(57) **CLAIM**

The ornamental design for the “buckle”, as shown and described.

**DESCRIPTION**

FIG. 1 is a perspective view of a buckle, showing our new design;  
FIG. 2 is a front view thereof;  
FIG. 3 is a rear view thereof;  
FIG. 4 is a view thereof taken from one side;  
FIG. 5 is a view thereof taken from the other side;  
FIG. 6 is a top plan view thereof; and,  
FIG. 7 is a bottom plan view thereof.

**1 Claim, 5 Drawing Sheets**









Fig. 1





*Fig. 2*



*Fig. 3*



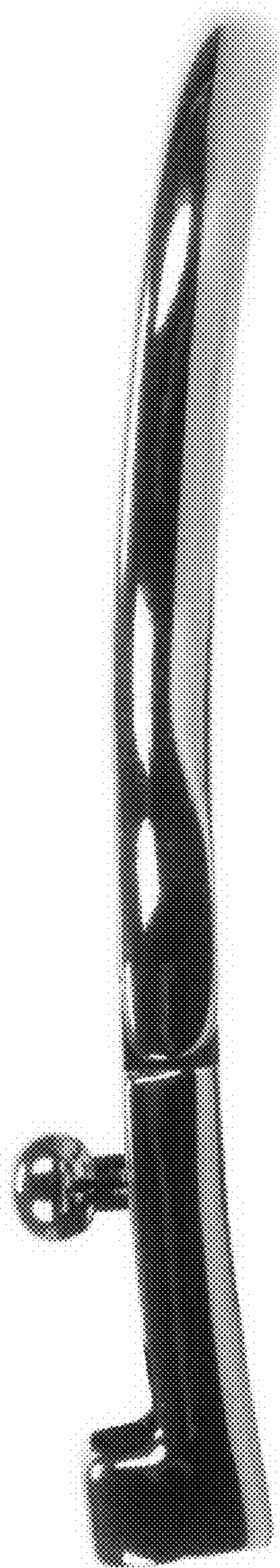


Fig. 4

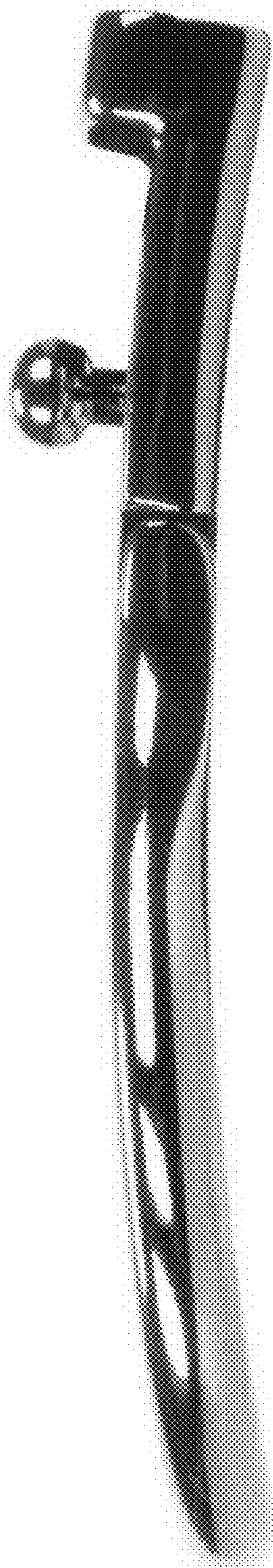



Fig. 5





*Fig. 6*





*Fig. 7*