



US00D572621S

(12) **United States Design Patent**  
**Osipov**

(10) **Patent No.:** **US D572,621 S**

(45) **Date of Patent:** **\*\* Jul. 8, 2008**

(54) **CHAIN FOR A ROCK GUITARIST**

(76) Inventor: **Yuri I. Osipov**, 83 5th Rabochay St.,  
Apt. 37, Omsk (RU) 64404J

(\*\*) Term: **14 Years**

(21) Appl. No.: **29/263,759**

(22) Filed: **Jul. 28, 2006**

(30) **Foreign Application Priority Data**

Jan. 30, 2006 (RU) ..... 2006500210

(51) **LOC (8) Cl.** ..... **11-01**

(52) **U.S. Cl.** ..... **D11/13**

(58) **Field of Classification Search** ..... D11/1-25,  
D11/32, 93, 94; 59/78, 79.2; 63/1.11, 3,  
63/3.1, 3.2, 5.1, 5.2, 7-11; 224/175; D30/144,  
D30/145, 153

See application file for complete search history.

(56) **References Cited**

**U.S. PATENT DOCUMENTS**

172,476	A *	1/1876	Palmer	.....	70/18
711,778	A *	10/1902	Mealer	.....	70/16
738,983	A *	9/1903	Burdick	.....	70/16
770,584	A *	9/1904	Hubbard	.....	213/111
D53,437	S *	6/1919	Compeck	.....	D3/10
4,660,611	A *	4/1987	Gockley et al.	.....	152/243
4,673,015	A *	6/1987	Andreasson	.....	152/231
D357,641	S *	4/1995	Grodin	.....	D11/2
D519,686	S *	4/2006	Alameddine et al.	.....	D30/153

**FOREIGN PATENT DOCUMENTS**

JP 52052059 A \* 4/1977

\* cited by examiner

*Primary Examiner*—Louis S Zarfaz

*Assistant Examiner*—Michael A Pratt

(74) *Attorney, Agent, or Firm*—Thelen Reid Brown;  
Raysman & Steiner LLP

(57) **CLAIM**

The ornamental design for a chain for a rock guitarist, as shown and described.

**DESCRIPTION**

FIG. 1 is a front perspective of the chain for a rock guitarist in an environmental view;

FIG. 2 is a front perspective of a single-strand embodiment of the chain;

FIG. 3 is a front perspective of double-strand embodiment of the chain;

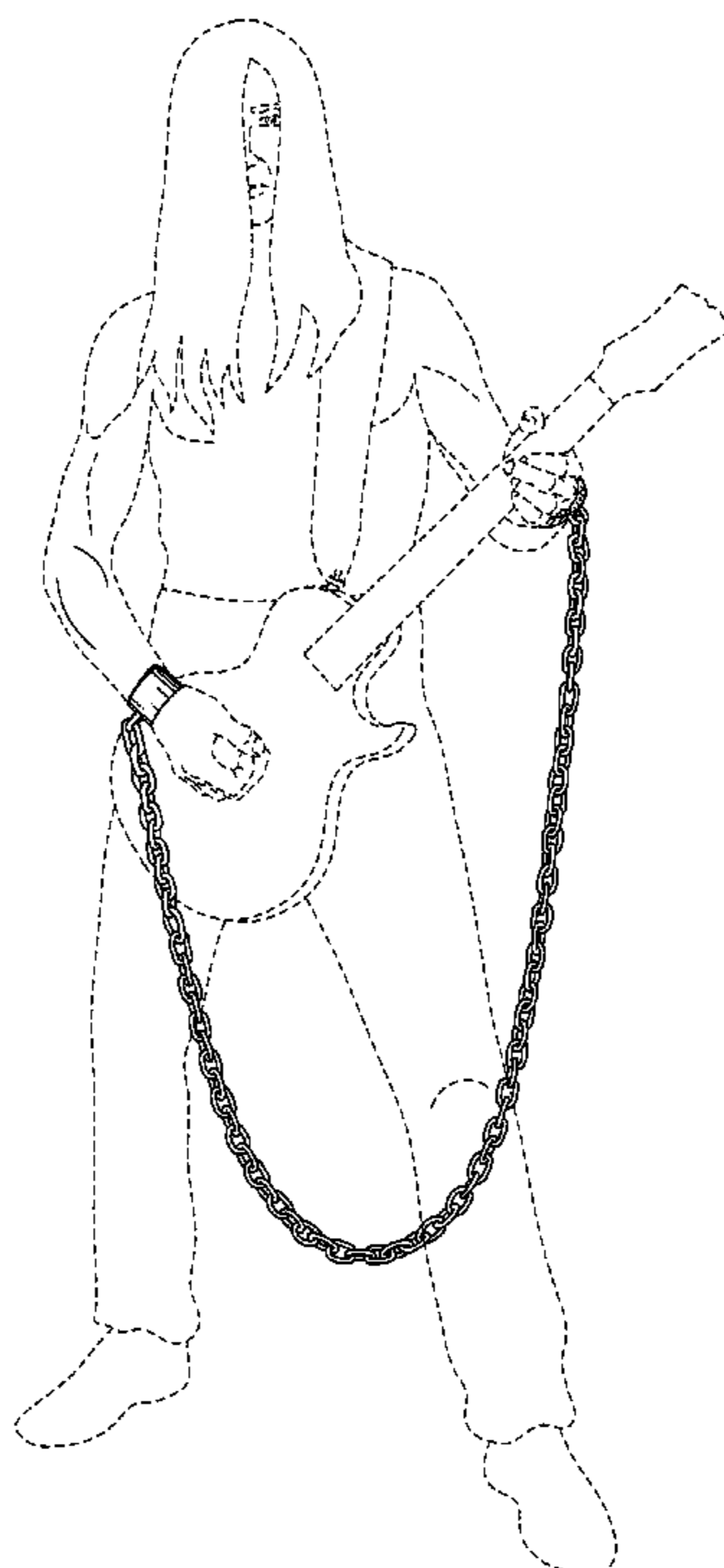
FIG. 4 is a front perspective of a triple-strand embodiment of the chain; and,

FIG. 5 is a front perspective of a quadruple-strand embodiment of the chain.

The broken line in FIG. 1 depicting a rock guitarist is for illustrative purposes only and forms no part of the claimed design.

The chain strands in FIGS. 2-5 are understood to be continuous throughout the entire length of the chain, with brackets indicating, for ease of illustration, that the precise length of each chain strand is not claimed and that chain strands may have the same or different length.

**1 Claim, 5 Drawing Sheets**



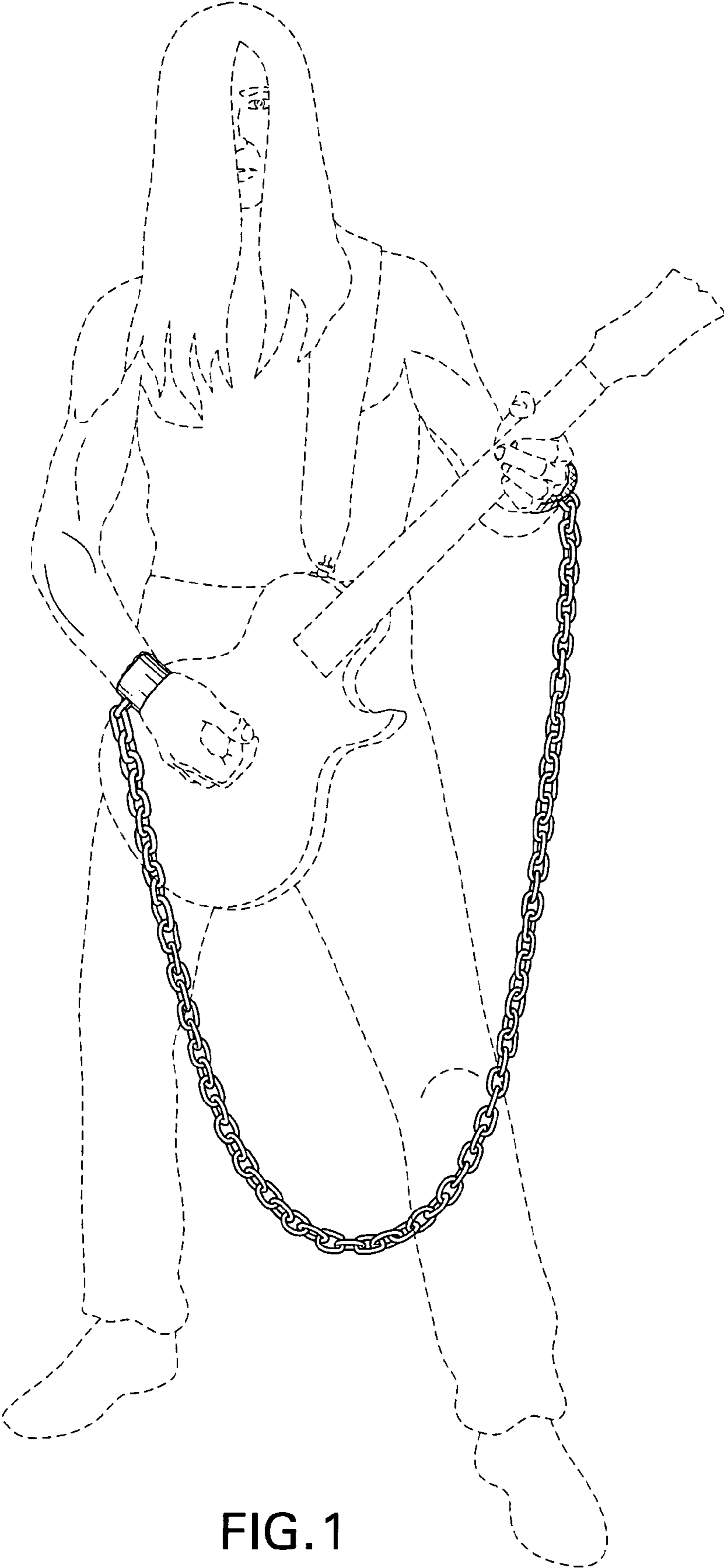


FIG. 1




FIG. 2




FIG.3

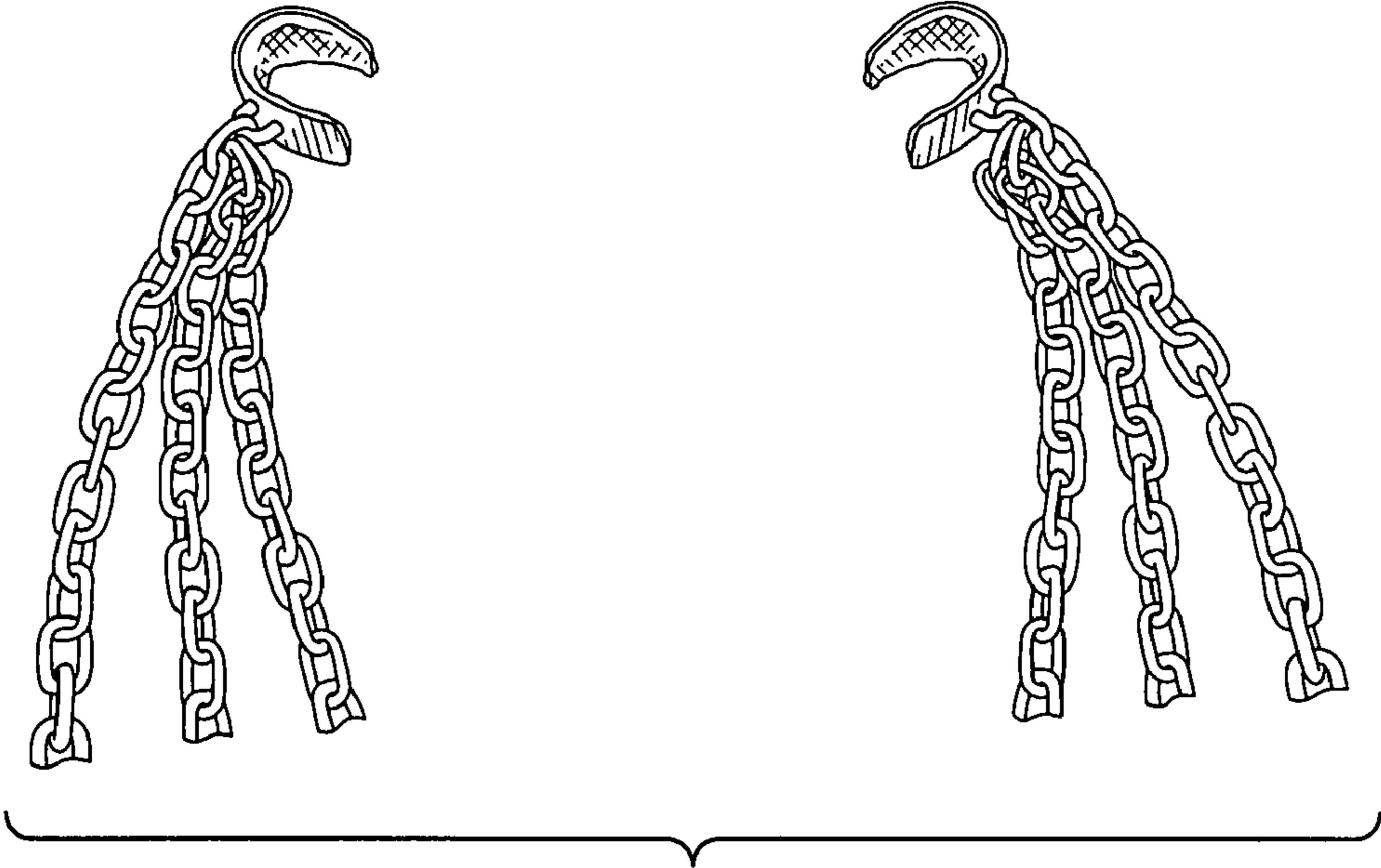


FIG. 4

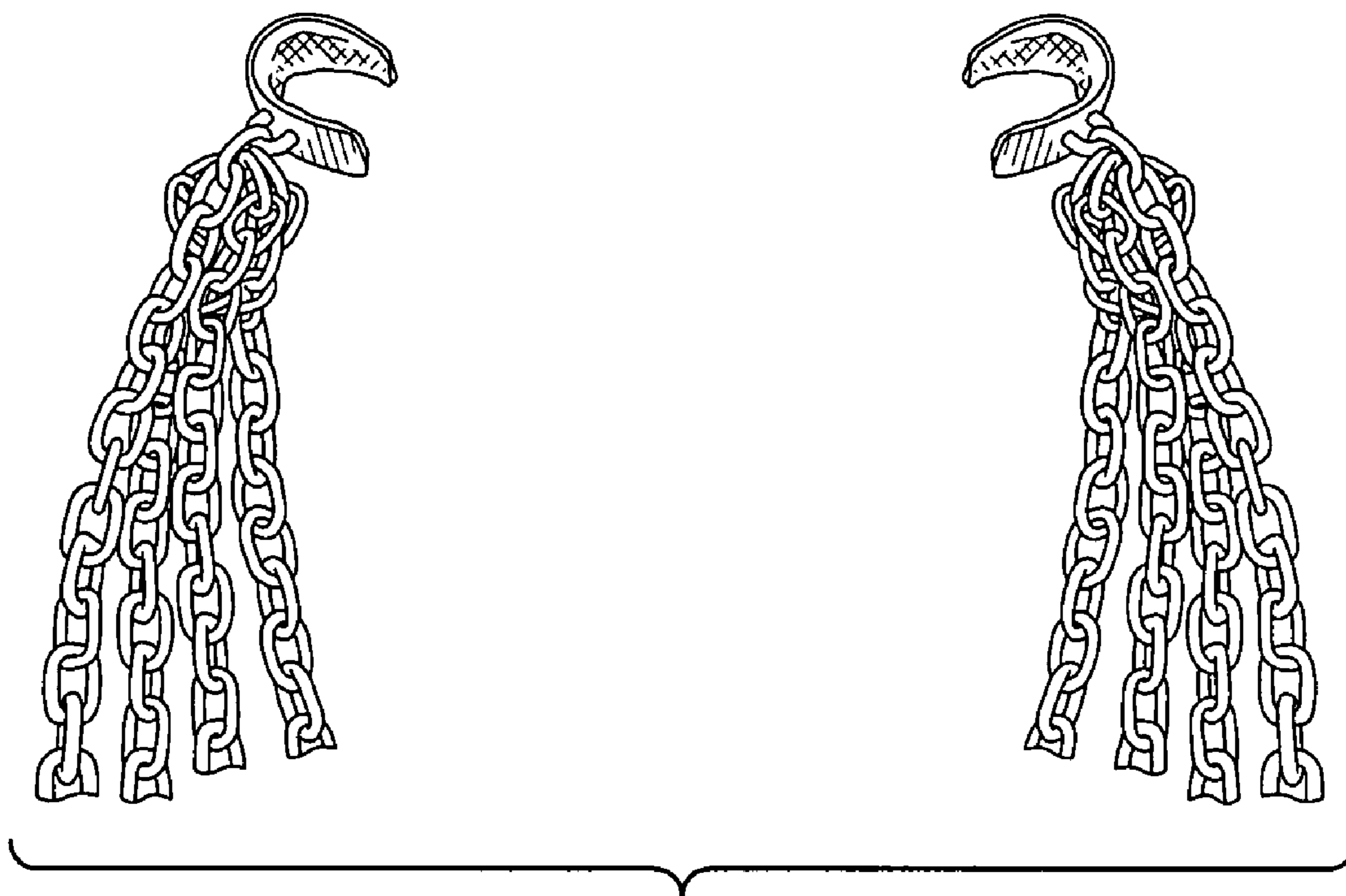


FIG. 5