



US00D572613S

(12) **United States Design Patent**
Levick et al.

(10) **Patent No.:** **US D572,613 S**
(45) **Date of Patent:** **** Jul. 8, 2008**

(54) **TAPE MEASURE**

(75) Inventors: **Michael John Levick**, Essex (GB);
Barry Howard Lee, Essex (GB)

(73) Assignee: **Fisco Tools Limited**, Essex (GB)

(**) Term: **14 Years**

(21) Appl. No.: **29/282,699**

(22) Filed: **Jul. 26, 2007**

(30) **Foreign Application Priority Data**

Jan. 26, 2007 (EM) 000661558

(51) **LOC (8) Cl.** **10-04**

(52) **U.S. Cl.** **D10/72**

(58) **Field of Classification Search** D10/72;
33/755-771; 242/292, 381.1, 381.2-381.6
See application file for complete search history.

(56) **References Cited**

U.S. PATENT DOCUMENTS

6,732,965 B2 5/2004 Bascue
D524,666 S 7/2006 Huang
D557,154 S * 12/2007 Elam D10/72

OTHER PUBLICATIONS

U.S. Appl. No. 29/247,763 entitled "Tape Measure" filed Jul. 10, 2006.

* cited by examiner

Primary Examiner—Antoine D. Davis

(74) *Attorney, Agent, or Firm*—Stern, Kessler, Goldstein & Fox P.L.L.C.

(57) **CLAIM**

The ornamental design for a tape measure, as shown and described.

DESCRIPTION

FIG. 1 is a perspective view of a tape measure showing our new design;

FIG. 2 is a front view thereof;

FIG. 3 is a rear view thereof;

FIG. 4 is a side view thereof;

FIG. 5 is another side view thereof;

FIG. 6 is top plan view thereof; and,

FIG. 7 is a bottom view thereof.

Please note that contrast and texture form no part of the claimed design in any of the Figures. The inventor anticipates that the invention can be any part, portion, element, or combination of elements of the depicted design.

1 Claim, 6 Drawing Sheets



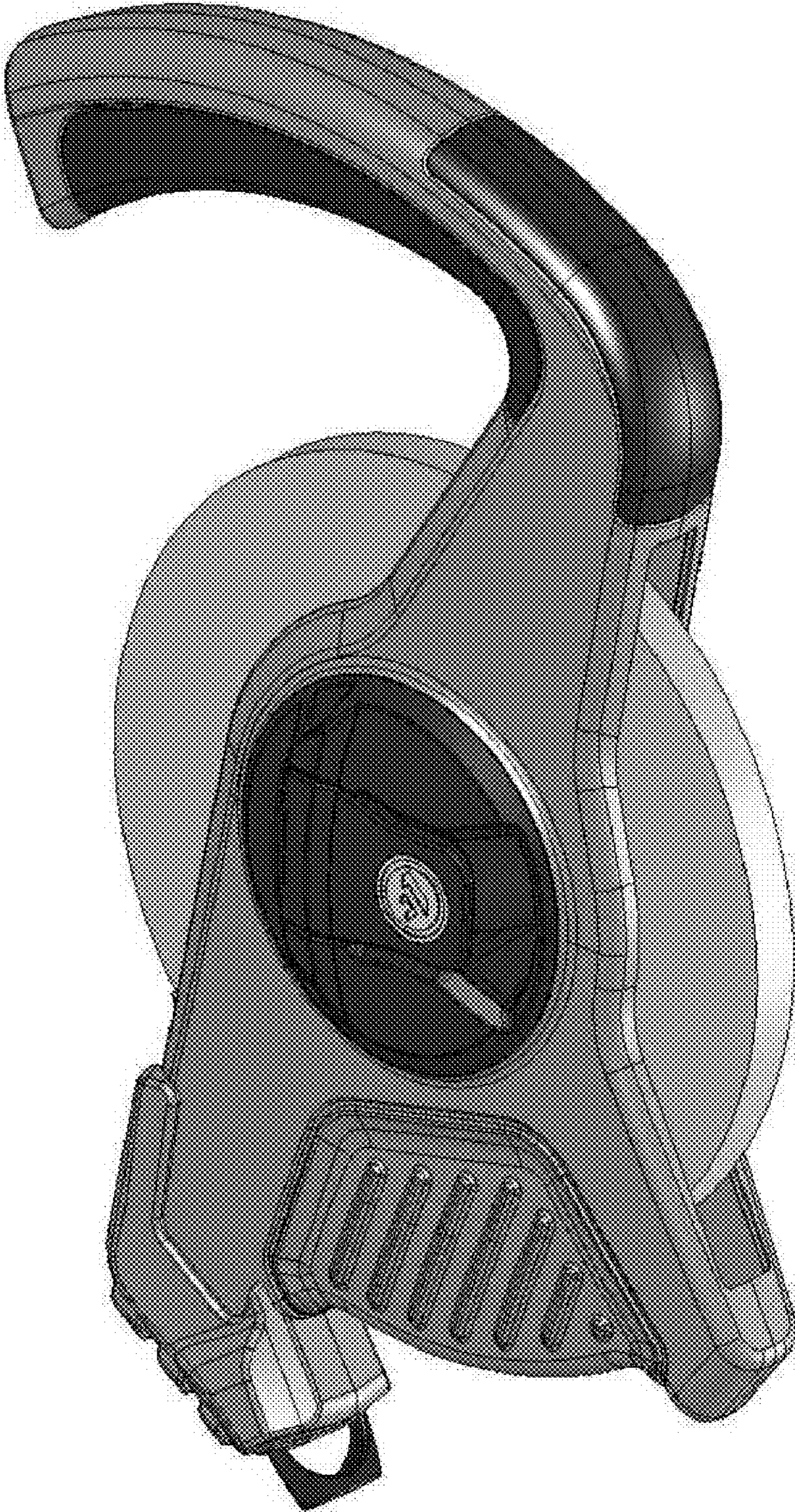


FIGURE 1




FIGURE 2




FIGURE 3

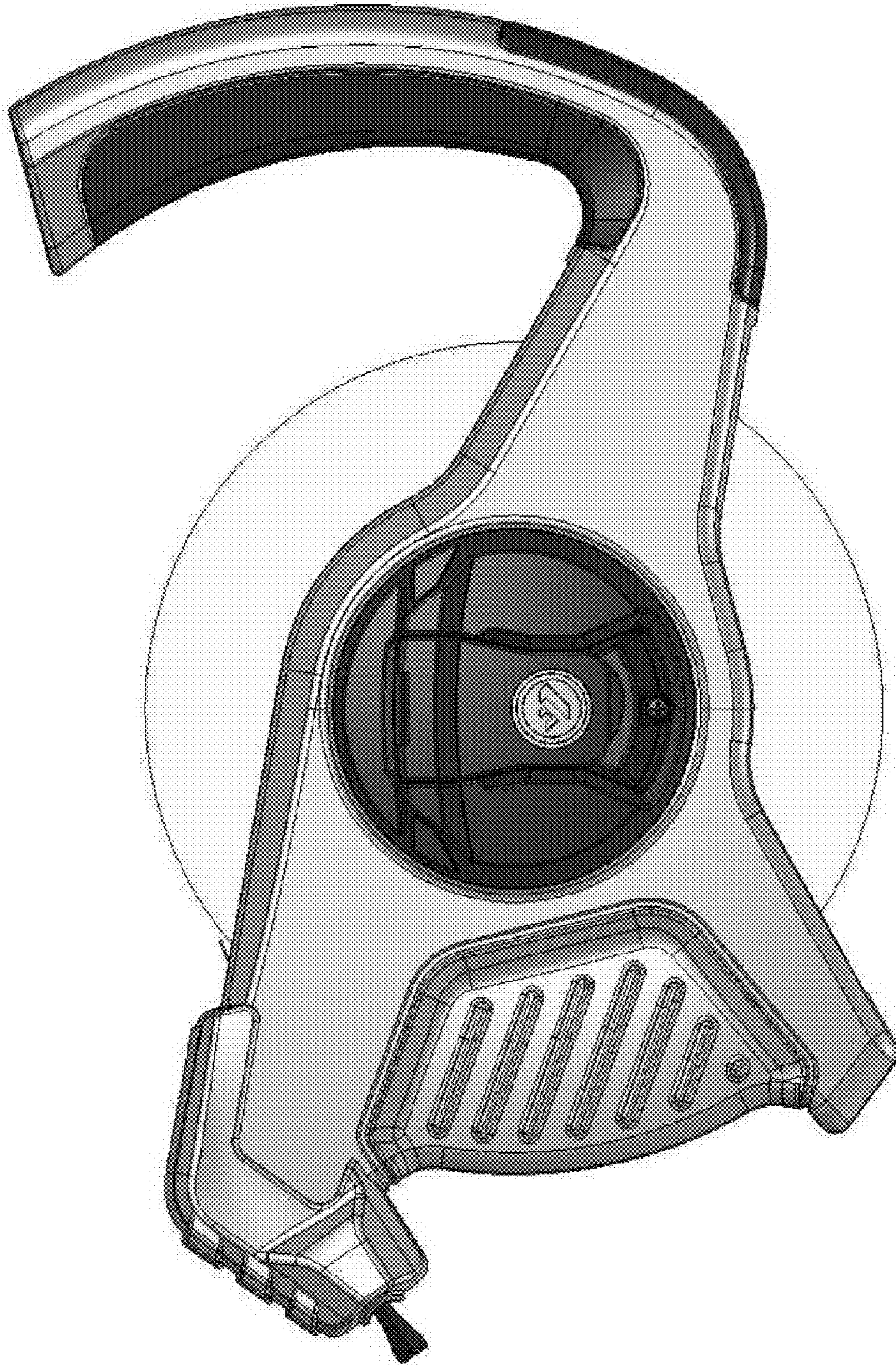


FIGURE 4

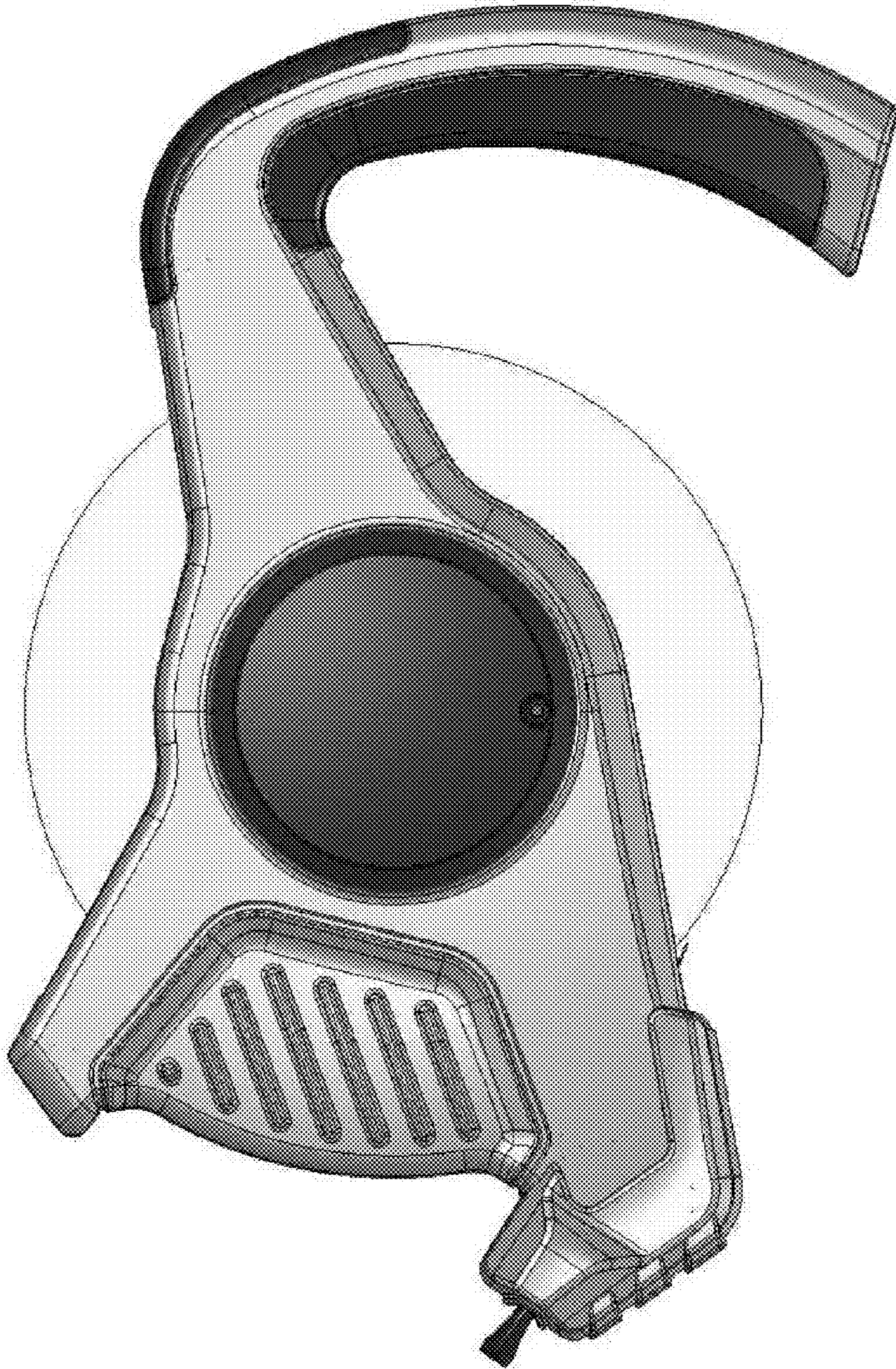


FIGURE 5




FIGURE 6




FIGURE 7