



US00D572607S

(12) **United States Design Patent**
Emch Ducommun

(10) **Patent No.:** **US D572,607 S**
(45) **Date of Patent:** **** Jul. 8, 2008**

(54) **WRISTWATCH**

(75) Inventor: **Arlette Elsa Emch Ducommun**, La
Neuveville (CH)

(73) Assignee: **Montres Breguet SA**, L'Abbaye (CH)

(**) Term: **14 Years**

(21) Appl. No.: **29/266,813**

(22) Filed: **Sep. 28, 2006**

D178,066 S *	6/1956	Katz	D11/16
D193,799 S *	10/1962	Bourne	D11/2
D237,815 S *	11/1975	Bulgari	D11/5
D250,750 S *	1/1979	Perrin	D10/39
D390,130 S *	2/1998	Kennedy	D10/32
D423,950 S *	5/2000	Bulgari	D10/32
D473,478 S *	4/2003	d'Origny	D10/39
D476,907 S *	7/2003	Calvani et al.	D10/32
D498,168 S *	11/2004	Calvani	D11/16
6,847,589 B2 *	1/2005	Wilmouth	368/17
D513,998 S *	1/2006	Emery et al.	D10/32
D533,084 S *	12/2006	Arabo	D10/32
D539,675 S *	4/2007	Chastaingt	D10/39

(30) **Foreign Application Priority Data**

Mar. 29, 2006 (WO) DM/067 754

(51) **LOC (8) Cl.** **10-02**

(52) **U.S. Cl.** **D10/32**

(58) **Field of Classification Search** D10/30-39,
D10/122-132; 368/276, 277, 278, 281, 282,
368/285, 223, 228, 232, 308; D11/3, 4, 5,
D11/16, 14; 63/3, 7, 8, 9

See application file for complete search history.

(56) **References Cited**

U.S. PATENT DOCUMENTS

107,325 A *	9/1870	Ball et al.	63/7
1,454,322 A *	5/1923	Loeb	368/277
D73,323 S *	8/1927	Kislinger	D10/30
D74,134 S *	12/1927	Beckmann	D10/30
D91,450 S *	1/1934	Miller	D11/5
D165,549 S *	12/1951	Philippe	D11/4
D169,457 S *	4/1953	Schwarz	D10/38
D170,123 S *	8/1953	Katz	D11/4
D173,492 S *	11/1954	Katz	D11/4
D175,727 S *	10/1955	Katz	D11/16
D178,064 S *	6/1956	Katz	D11/16

OTHER PUBLICATIONS

Watches International VI, The Original Annual of the world's finest
Wristwatches, 2005, p. 135, Breguet "Reine de Naples" watch.*

* cited by examiner

Primary Examiner—Lucy Lieberman

(74) *Attorney, Agent, or Firm*—Collen IP; Donald J. Ranft

(57) **CLAIM**

The ornamental design for a wristwatch, as shown and
described.

DESCRIPTION

FIG. 1 is front view of my new, original and ornamental
design for a wristwatch;


FIG. 2 is rear view thereof;

FIG. 3 is a left side view thereof;

FIG. 4 is a right side view thereof; and,

FIG. 5 is a perspective view thereof.

1 Claim, 1 Drawing Sheet






FIGURE 1




FIGURE 2



FIGURE # 3




FIGURE 4

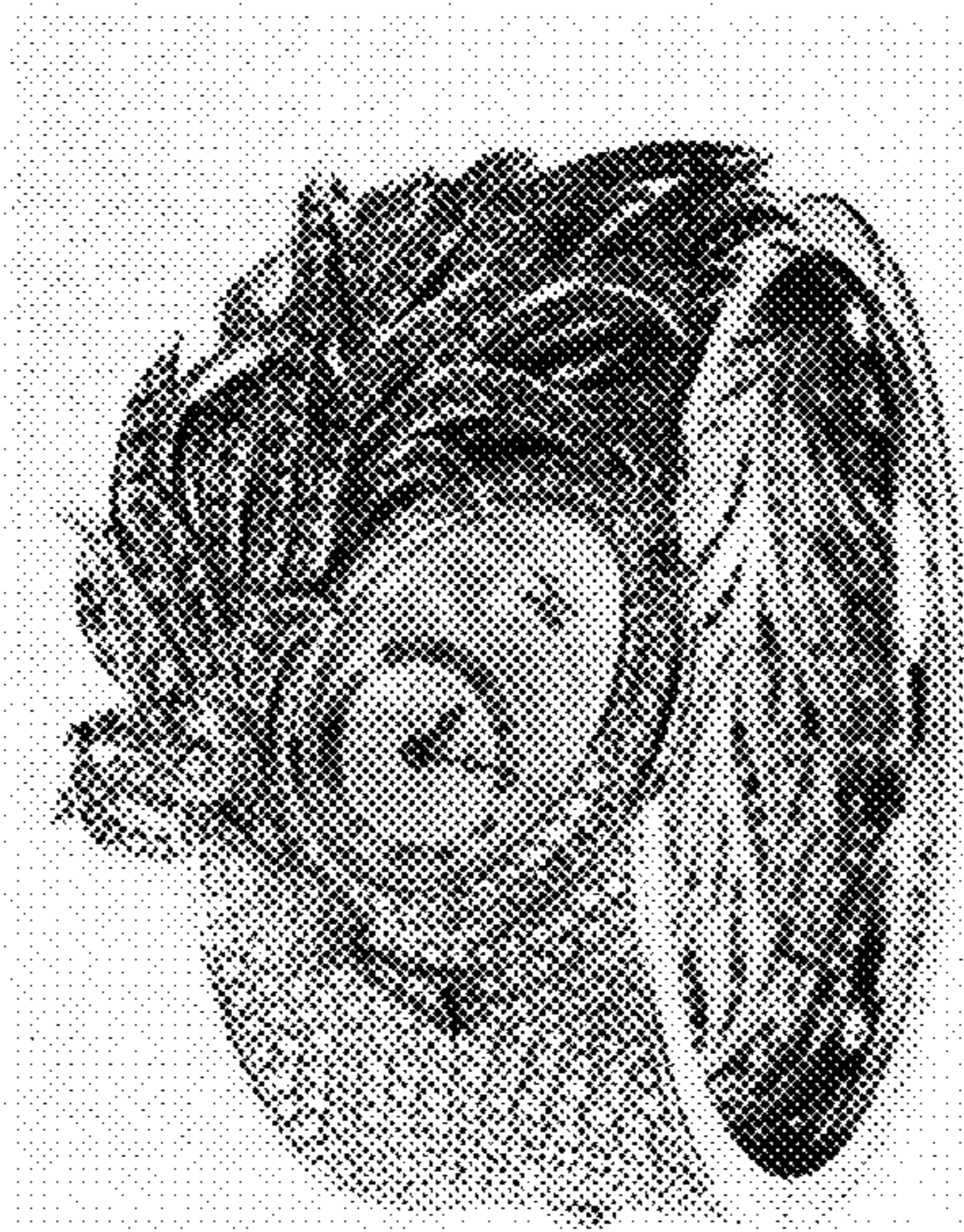


FIGURE 5