



US00D572604S

(12) **United States Design Patent**
Garofano et al.

(10) **Patent No.:** **US D572,604 S**
(45) **Date of Patent:** **** Jul. 8, 2008**

(54) **COMBINED MASCARA BRUSH AND PACKAGE**

6,279,583 B1 * 8/2001 Neuner 132/218
6,371,130 B1 * 4/2002 Vasas 132/218
7,231,926 B2 * 6/2007 Kim 132/218

(75) Inventors: **Raymond Garofano**, Pelham, NY (US);
John David Butcher, Scotch Plains, NJ (US);
Jean Marie Manelski, Spring Lake, NJ (US)

* cited by examiner

Primary Examiner—Melanie Tung
Assistant Examiner—Lavone D. Tabor
(74) *Attorney, Agent, or Firm*—Joy S. Goudie

(73) Assignee: **REVLON Consumer Products Corporation**, New York, NY (US)

(57) **CLAIM**

(**) Term: **14 Years**

The ornamental design for a combined mascara brush and package, as shown and described.

(21) Appl. No.: **29/249,844**

(22) Filed: **Oct. 24, 2006**

DESCRIPTION

(51) **LOC (8) Cl.** **09-03**
(52) **U.S. Cl.** **D9/718; D4/116; D28/77**
(58) **Field of Classification Search** D4/104,
D4/108, 116, 121, 132, 134; D28/7, 76,
D28/77, 88; 132/216, 218, 317, 320; 401/4,
401/122, 124, 126, 127, 129; 15/184
See application file for complete search history.

FIG. 1: is a perspective view of the mascara brush in the vial.
FIG. 2: is an exploded view of the combined mascara brush and package of FIG. 1 where the brush has been extracted from the vial which is partially shown for ease of illustration.
FIG. 3: is a side view of the brush.
FIG. 4: is a top view of the brush.
FIG. 5: is a bottom view of the brush.
FIG. 6: is a front head-on view of the brush; and,
FIG. 7: is a rear end view of FIG. 1.


The brush is shown separately in FIGS. 3–6 for ease of illustration.

(56) **References Cited**

U.S. PATENT DOCUMENTS

2,139,593 A * 12/1938 Kohler et al. 15/167.1
4,403,624 A * 9/1983 Montgomery 132/218
5,172,992 A * 12/1992 Ackermann 401/4
D363,374 S * 10/1995 Arntsen D4/116

1 Claim, 3 Drawing Sheets



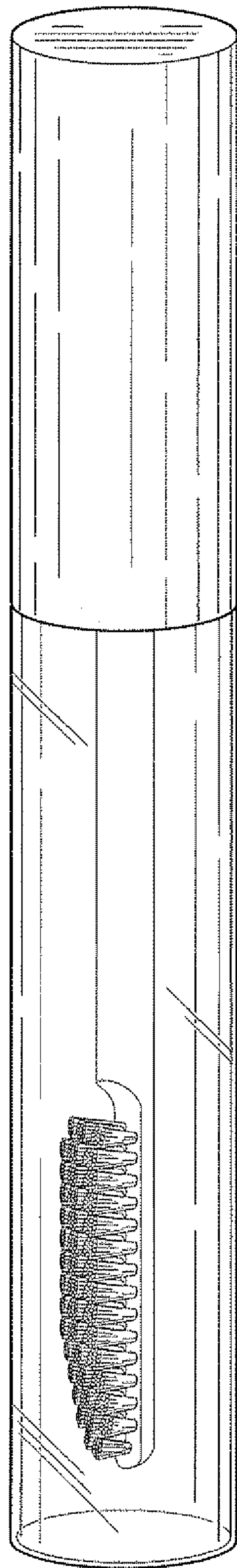


FIG. 1

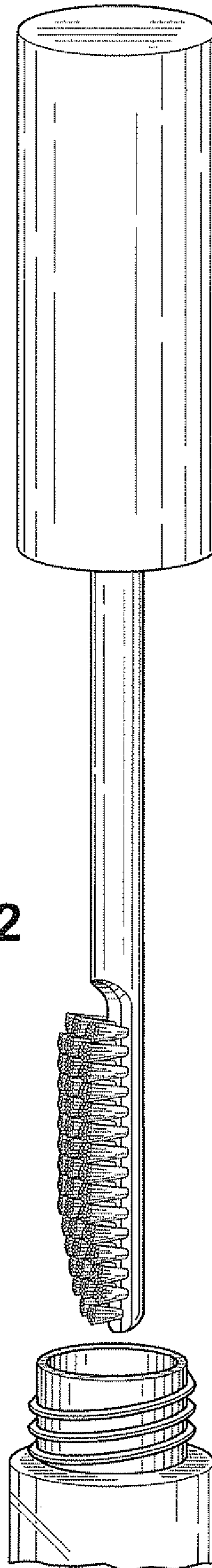


FIG. 2




FIG. 3




FIG. 4




FIG. 5

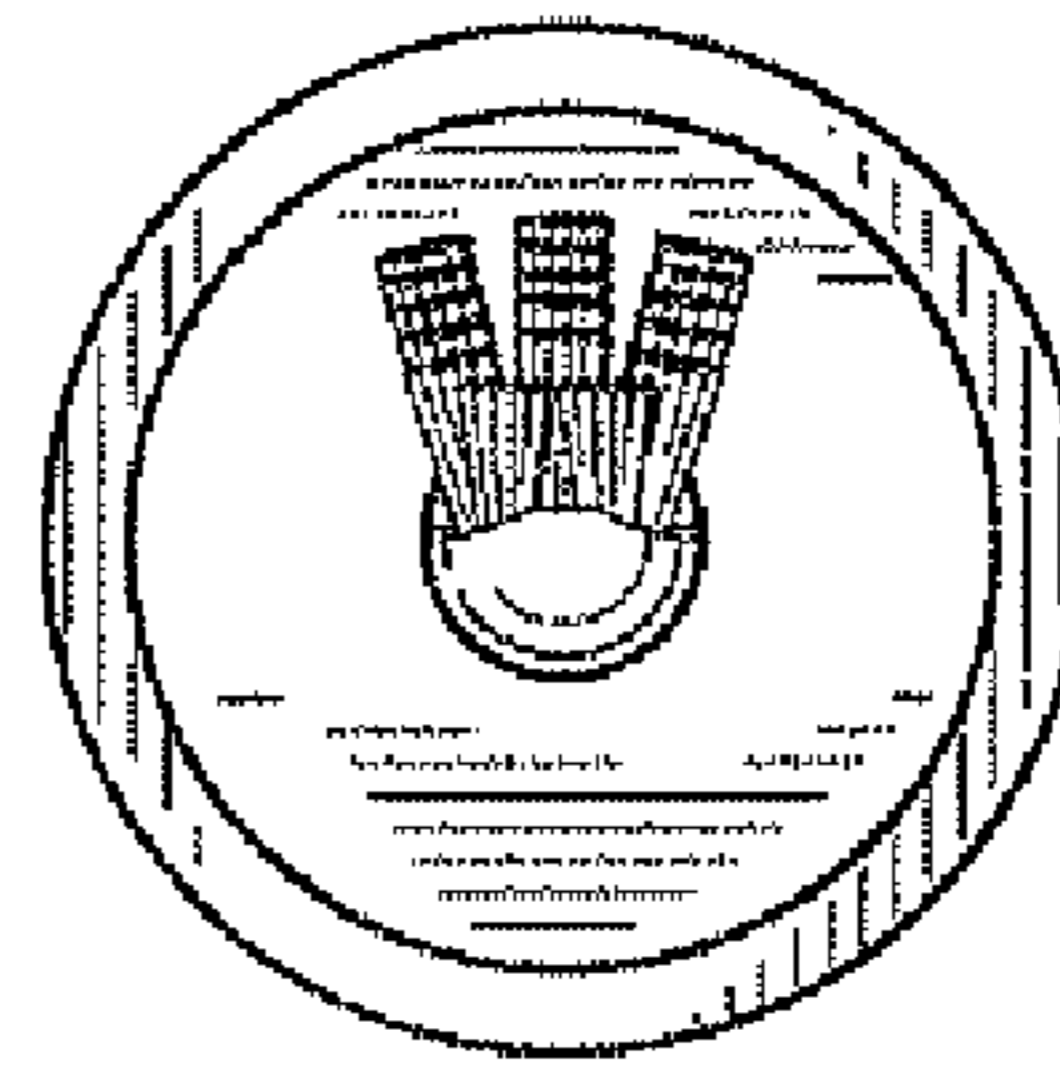


FIG. 6

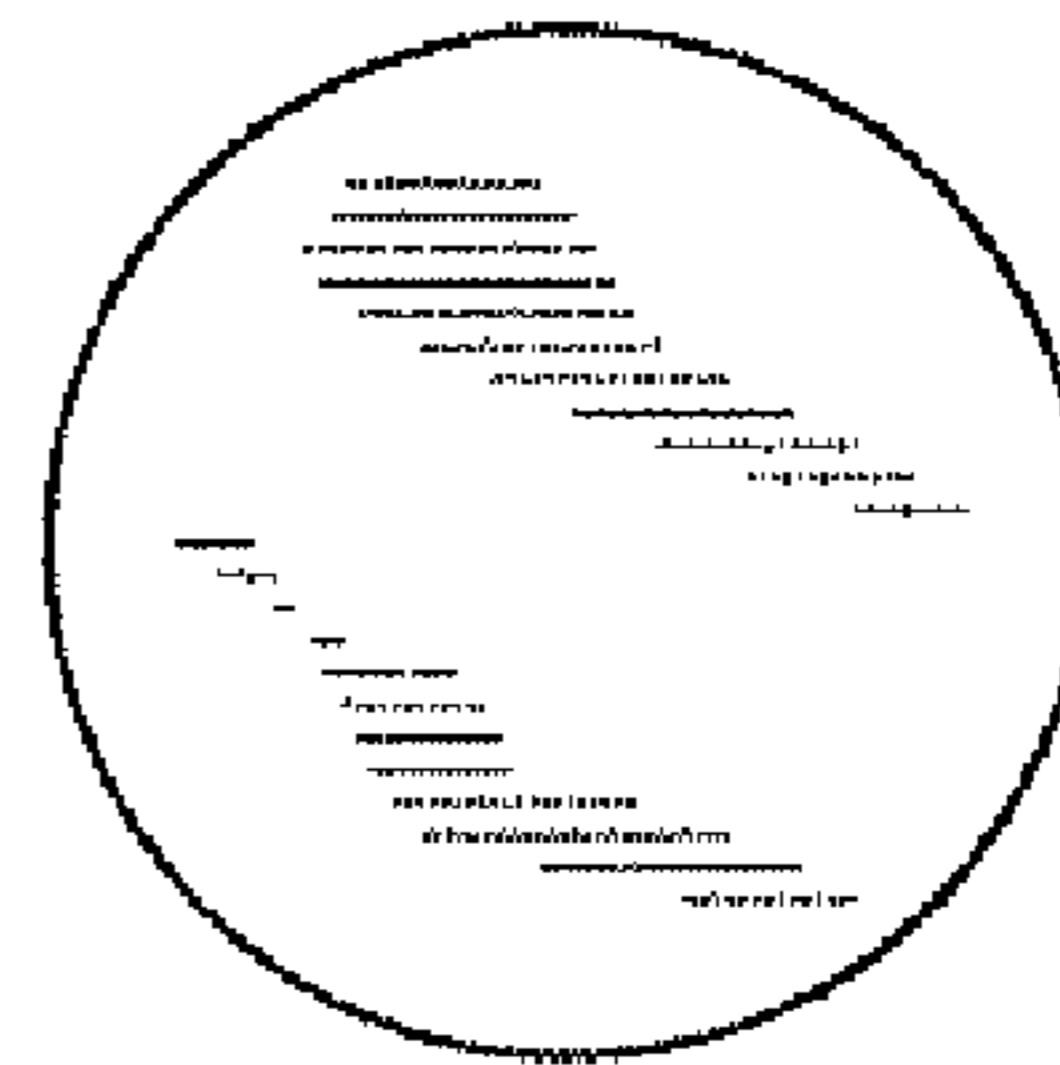


FIG. 7