



US00D572581S

(12) **United States Design Patent**
Steele, IV et al.

(10) **Patent No.:** **US D572,581 S**
(45) **Date of Patent:** **** Jul. 8, 2008**

(54) **PACKAGE**

(75) Inventors: **William E. Steele, IV**, Fort Worth, TX
(US); **George E. Steele**, Fort Worth, TX
(US); **Phillip Douglas Livingston**,
Dallas, TX (US)

(73) Assignee: **Remington Health Products L.L.C.**,
Forth Worth, TX (US)

(**) Term: **14 Years**

(21) Appl. No.: **29/284,713**

(22) Filed: **Sep. 13, 2007**

Related U.S. Application Data

(62) Division of application No. 29/265,171, filed on Aug.
25, 2006, now Pat. No. Des. 556,566.

(51) **LOC (8) Cl.** **09-03**

(52) **U.S. Cl.** **D9/418; D9/517; D9/739**

(58) **Field of Classification Search** D9/414-433,
D9/455, 457, 701, 341-348, 560, 730-762,
D9/304, 227, 542; 206/461-471, 495, 806,
206/315.1, 499, 515, 579; 229/122, 125.17,
229/11, 131.1, 182, 905; 273/286, 294
See application file for complete search history.

(56) **References Cited**

U.S. PATENT DOCUMENTS

956,046 A	4/1910	Davis	229/87.08
D157,468 S *	2/1950	Burger	D9/424
2,767,831 A	10/1956	Brecht	206/423
D212,413 S *	10/1968	Lacoste	D9/432
3,406,816 A	10/1968	Green et al.	446/73
D221,061 S *	7/1971	Ford	D9/739
3,608,705 A *	9/1971	Moshel	206/461
D222,438 S	10/1971	Litton	D9/418
3,616,986 A	11/1971	Wolfe et al.	206/320
D229,394 S *	11/1973	de Givenchy	D9/739
D242,022 S *	10/1976	Bish	D9/432
4,071,064 A *	1/1978	Saul	220/324
4,109,786 A *	8/1978	Roccaforte et al.	206/783

D259,922 S *	7/1981	Seki	D9/418
4,317,515 A *	3/1982	Feeley et al.	206/315.1
D266,489 S *	10/1982	Toback	D9/455
D274,762 S	7/1984	Byrne	D24/223
D287,821 S *	1/1987	Holewinski et al.	D9/414
D297,710 S *	9/1988	Scherer	D9/739
D315,095 S *	3/1991	Wright	D9/503
D317,718 S *	6/1991	Carol	D9/739
5,100,052 A *	3/1992	Vajtay	229/162.4
5,161,692 A	11/1992	Knierim	206/586

(Continued)

Primary Examiner—Robert M. Spear
Assistant Examiner—Susan E Krakower

(74) *Attorney, Agent, or Firm*—Fulbright & Jaworski LLP

(57) **CLAIM**

The ornamental design for a package, as shown and described.

DESCRIPTION

FIG. 1 is a left front perspective view of the package including an article contained within the package;

FIG. 2 is a top plan view of the package.

FIG. 3 is a front elevational view of the package including an article contained within the package;

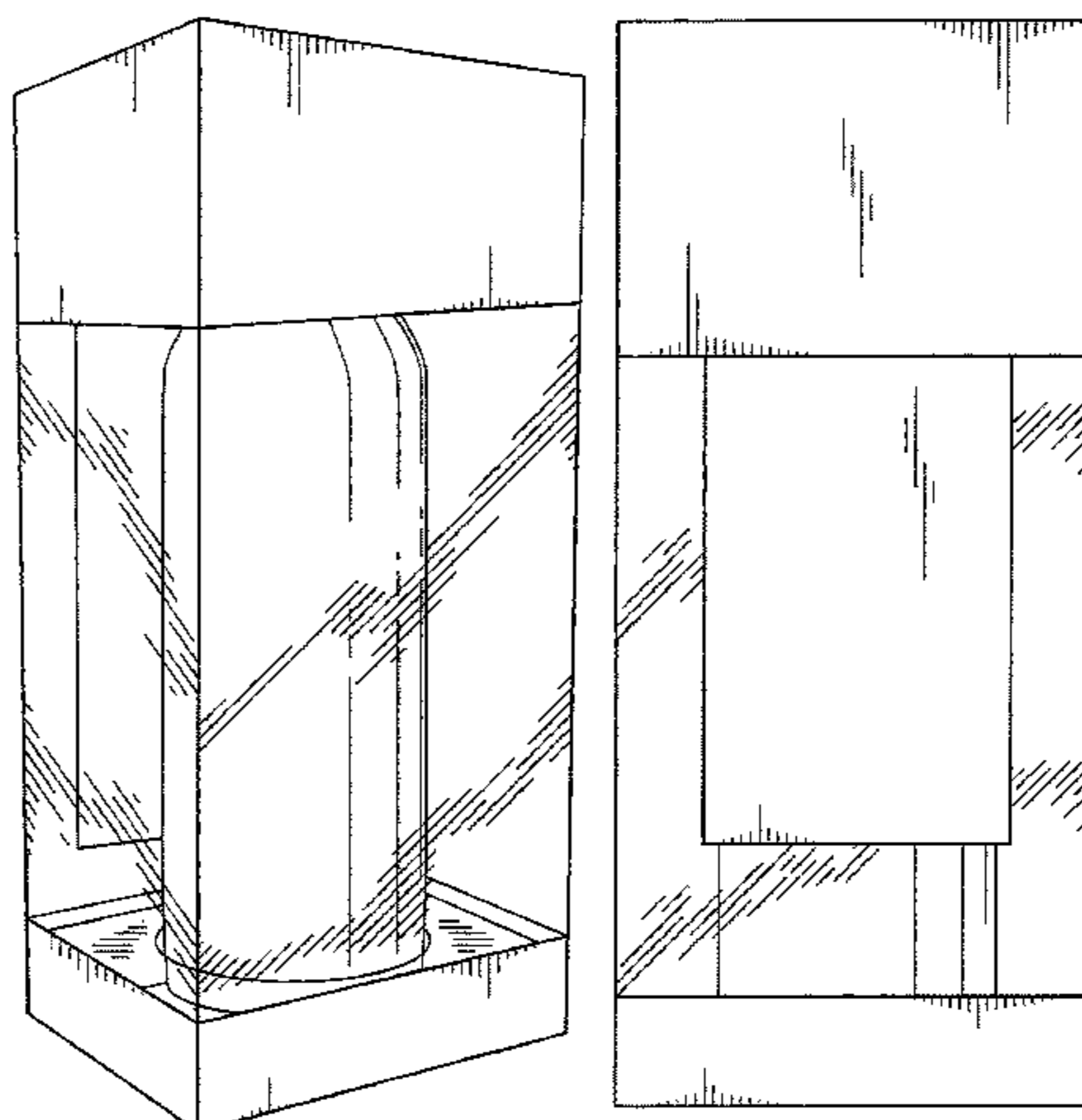
FIG. 4 is a back elevational view of the package including an article contained within the package;

FIG. 5 is a right side elevational view of the package including an article contained within the package; and,

FIG. 6 is a left side elevational view of the package including an article contained within the package.

It should be understood that the labels used herein for describing orientation (e.g., front, rear, top, bottom, right, and left) are merely for reference, and the design may be disposed in any manner and still be within the scope of the present invention. The portions of the article not visible in the views above form no part of the claimed design of the illustrated embodiments.

1 Claim, 5 Drawing Sheets



US D572,581 S

Page 2

U.S. PATENT DOCUMENTS

D367,226	S	*	2/1996	Ransbottom	D9/418	D472,808	S		4/2003	Gelardi et al.	D9/428
D372,423	S		8/1996	Cook	D9/418	D472,809	S	*	4/2003	Gelardi et al.	D9/428
5,582,293	A	*	12/1996	Kay	206/457	D485,174	S	*	1/2004	Amar et al.	D9/418
5,609,248	A	*	3/1997	Rohrbough et al.	206/216	D498,673	S	*	11/2004	Weiss	D9/418
5,816,411	A		10/1998	Smith	206/782	D503,884	S		4/2005	Camilleri-Oller et al.	D9/432
5,860,526	A		1/1999	Burke, Jr.	206/446	D518,291	S		4/2006	Zou et al.	D3/255
5,934,551	A		8/1999	Kaufman	229/162.6	D519,829	S		5/2006	Campo	D9/418
6,047,833	A	*	4/2000	Salomon	206/765	D527,424	S	*	8/2006	Long	D19/77
D430,396	S	*	9/2000	Biesecker	D3/273	D547,201	S	*	7/2007	Zeller	D9/716
D431,776	S		10/2000	Oetken et al.	D9/418	D551,070	S	*	9/2007	Wallwork	D9/418
D455,073	S	*	4/2002	Mizrahi	D9/418	D553,488	S	*	10/2007	Pacheco	D9/418
D464,883	S	*	10/2002	Weinstein et al.	D9/430	D556,566	S	*	12/2007	Steele et al.	D9/418

* cited by examiner

FIG. 1

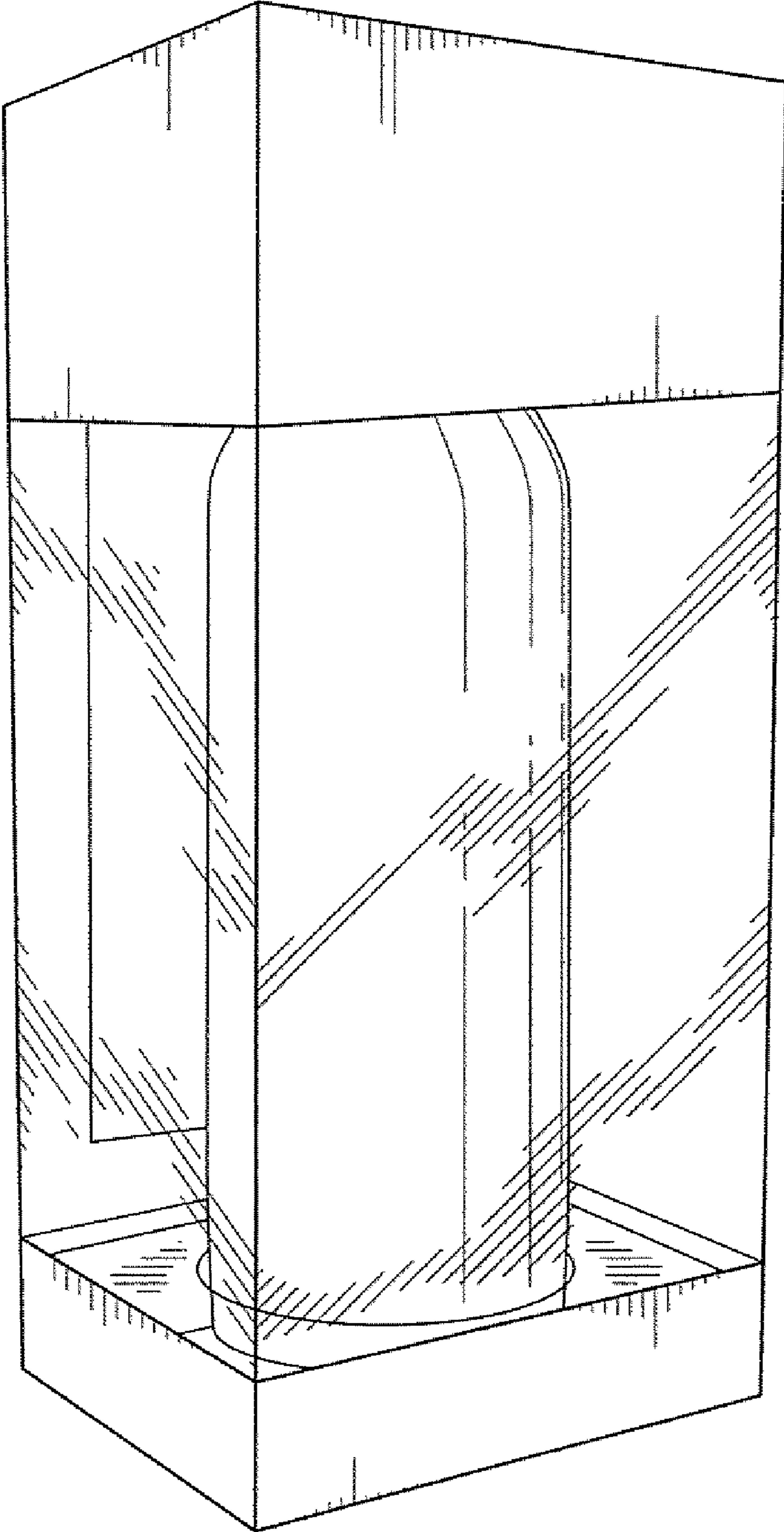


FIG. 2




FIG. 3

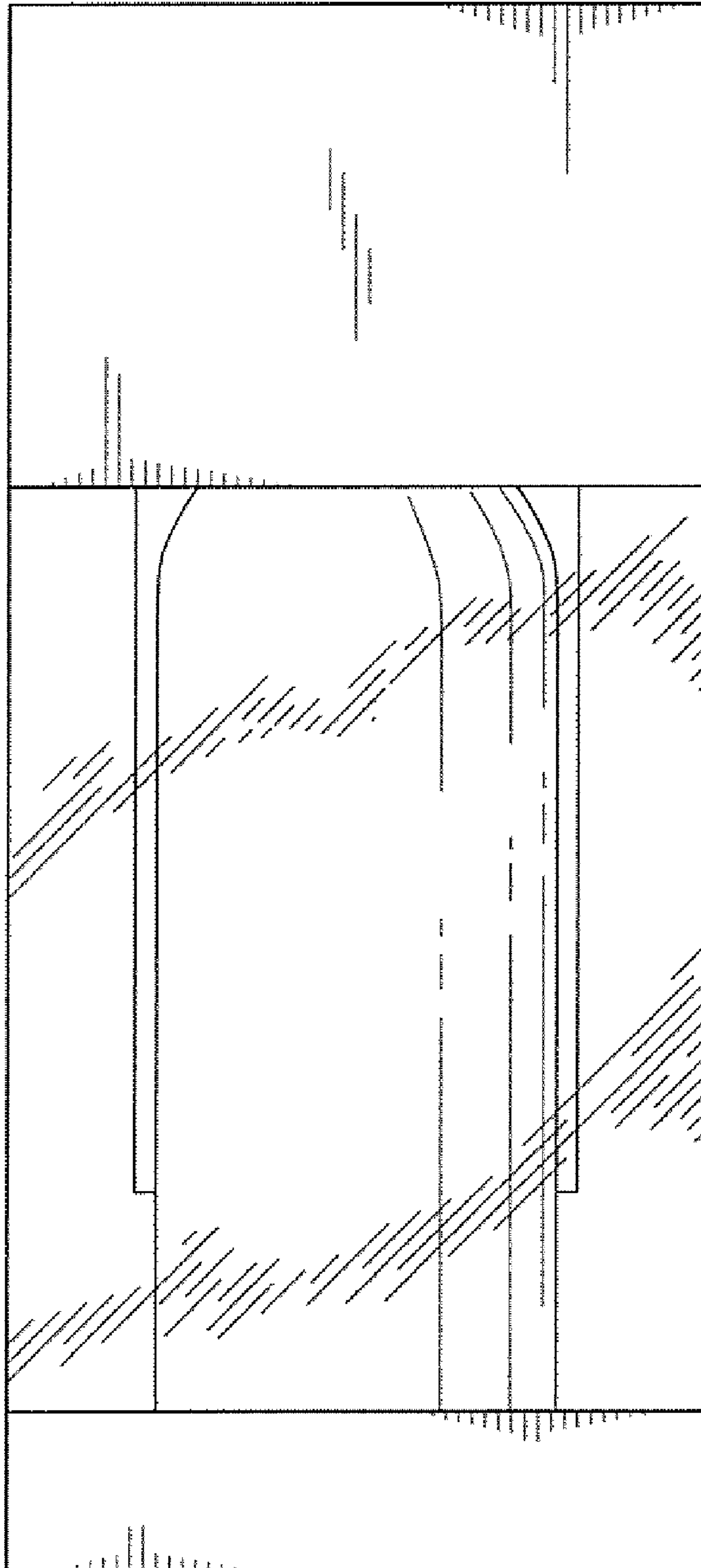


FIG. 4

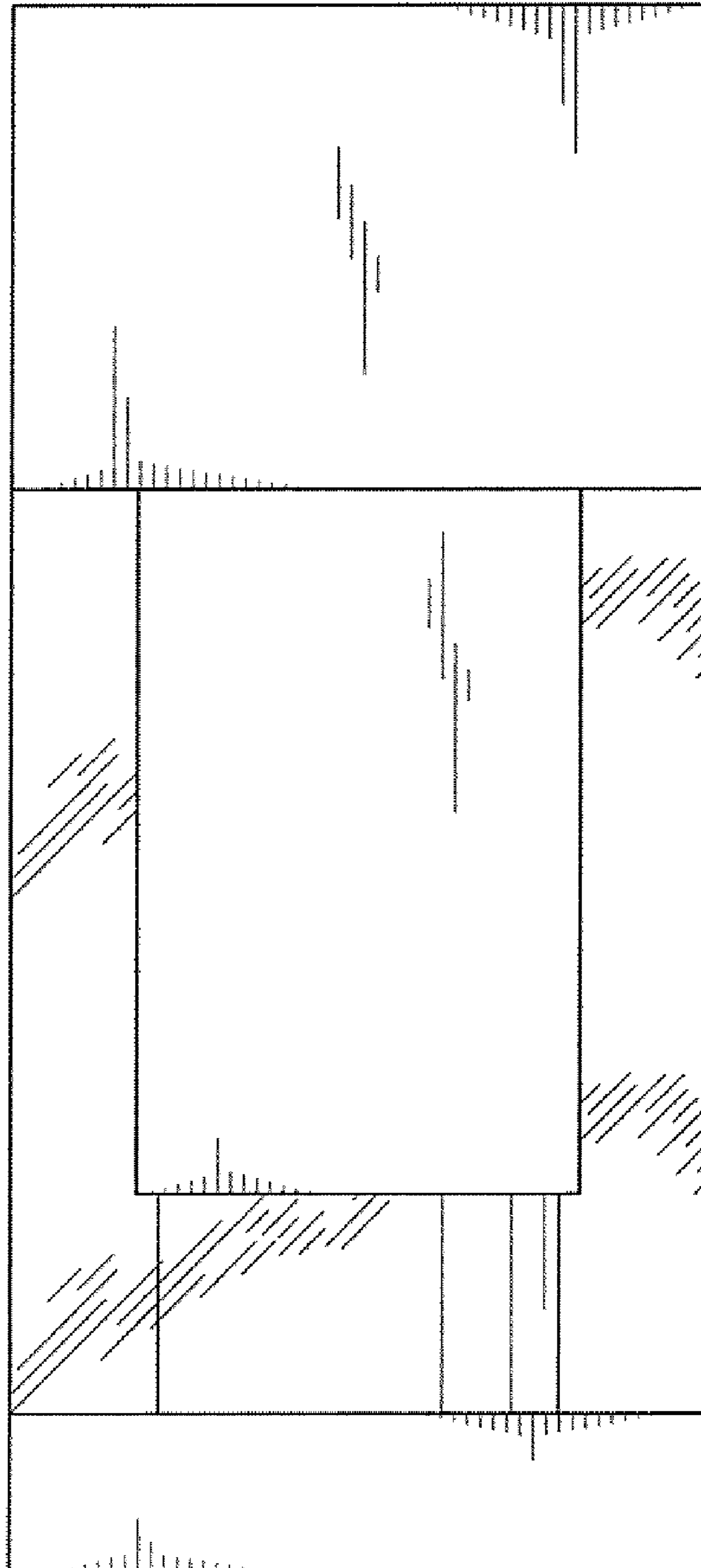


FIG. 5

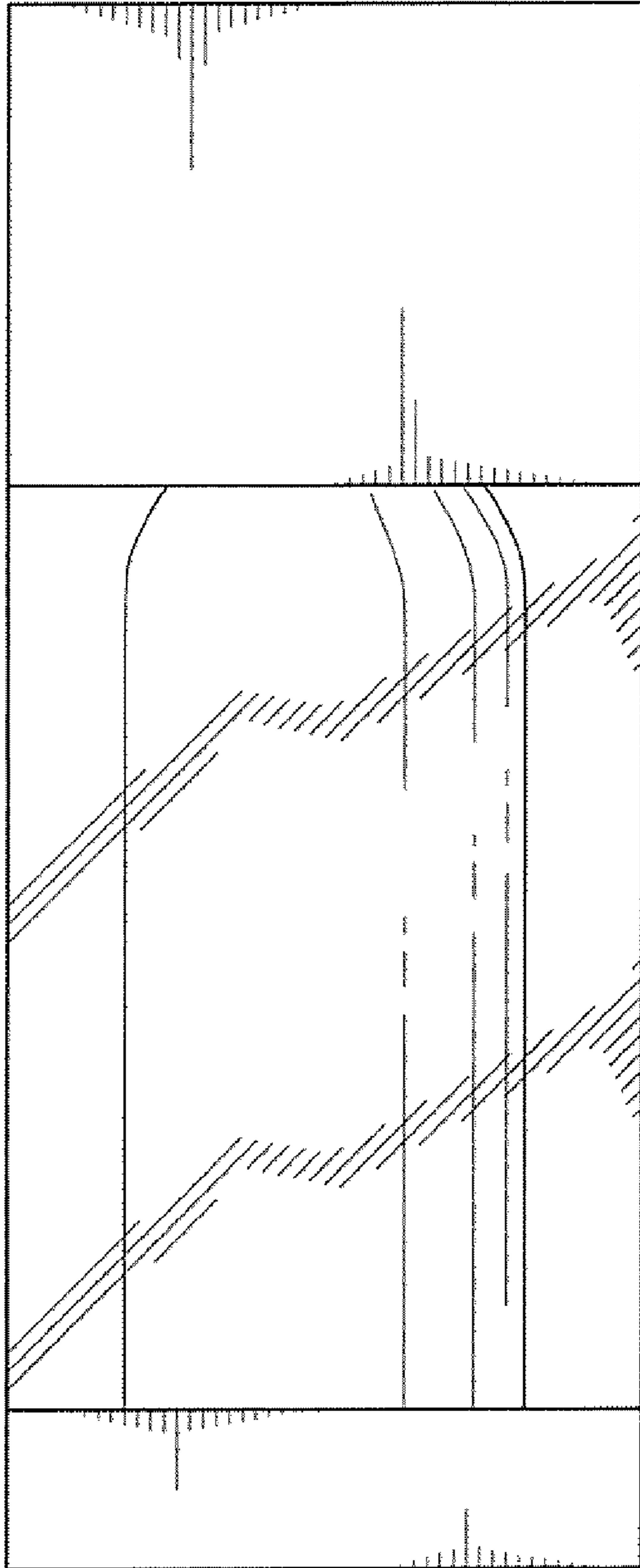


FIG. 6

