



US00D572573S

(12) **United States Design Patent**
Abels

(10) **Patent No.:** **US D572,573 S**
(45) **Date of Patent:** **** Jul. 8, 2008**

(54) **CARABINER**

(76) **Inventor:** **David L. Abels**, 112 Yeargen Pl., Chapel Hill, NC (US) 27516

(**) **Term:** **14 Years**

(21) **Appl. No.:** **29/302,787**

(22) **Filed:** **Jan. 24, 2008**

(51) **LOC (8) Cl.** **08-05**

(52) **U.S. Cl.** **D8/356**

(58) **Field of Classification Search** D8/105,
D8/107, 333, 349, 354, 356, 358, 360, 360.1,
D8/367, 373, 382, 383, 394-396, 400; D11/200,
D11/211; D23/261; 24/573.11, 576.1, 588.1,
24/592.1, 592.2, 598.3, 599.1, 599.5, 599.6,
24/599.9, 600.1; 294/82.19, 82.2; D5/54,
D5/58, 59

See application file for complete search history.

(56) **References Cited**

U.S. PATENT DOCUMENTS

4,095,316	A *	6/1978	Gabriel	24/599.1
4,380,093	A *	4/1983	Morgan	16/421
D282,904	S *	3/1986	Faidide	D8/367
4,835,823	A *	6/1989	Contat	24/588.1
4,890,355	A *	1/1990	Schulten	16/421
4,930,194	A *	6/1990	Frechin	24/588.1
4,964,192	A *	10/1990	Marui	16/421
5,005,266	A *	4/1991	Fister et al.	24/601.5
5,263,755	A *	11/1993	Thompson	294/165
5,357,657	A *	10/1994	Petzl	24/599.9
5,441,323	A *	8/1995	Goddard	294/158
D369,549	S *	5/1996	Meyers et al.	D9/434
D375,252	S *	11/1996	Serra Fabregas	D8/356

5,738,401	A *	4/1998	Fan	294/171
D406,250	S *	3/1999	Luk	D11/218
5,878,834	A *	3/1999	Brainerd et al.	182/3
6,148,483	A *	11/2000	DeGraff	16/430
D475,591	S *	6/2003	Luquire	D8/34
6,622,354	B1 *	9/2003	Klingier	24/601.5
D483,647	S *	12/2003	Lo	D8/333
D519,410	S *	4/2006	Luk	D11/218
7,047,604	B2 *	5/2006	Axel	24/599.1
7,097,223	B1 *	8/2006	Bradford	294/137
D528,406	S *	9/2006	Kramer	D8/356
7,322,624	B2 *	1/2008	Murphy	294/137
2003/0106190	A1 *	6/2003	Christianson	24/600.1
2005/0246874	A1 *	11/2005	Hsu	24/598.2
2006/0087139	A1 *	4/2006	Ayres	294/137
2008/0022497	A1 *	1/2008	Thompson	24/598.1

* cited by examiner

Primary Examiner—T. Chase Nelson

Assistant Examiner—Karen Acker

(74) *Attorney, Agent, or Firm*—Steven J. Hultquist;
Intellectual Property Technology Law

(57) **CLAIM**

The ornamental design for a carabiner, as shown.

DESCRIPTION

FIG. 1 is a front elevation view of the carabiner;

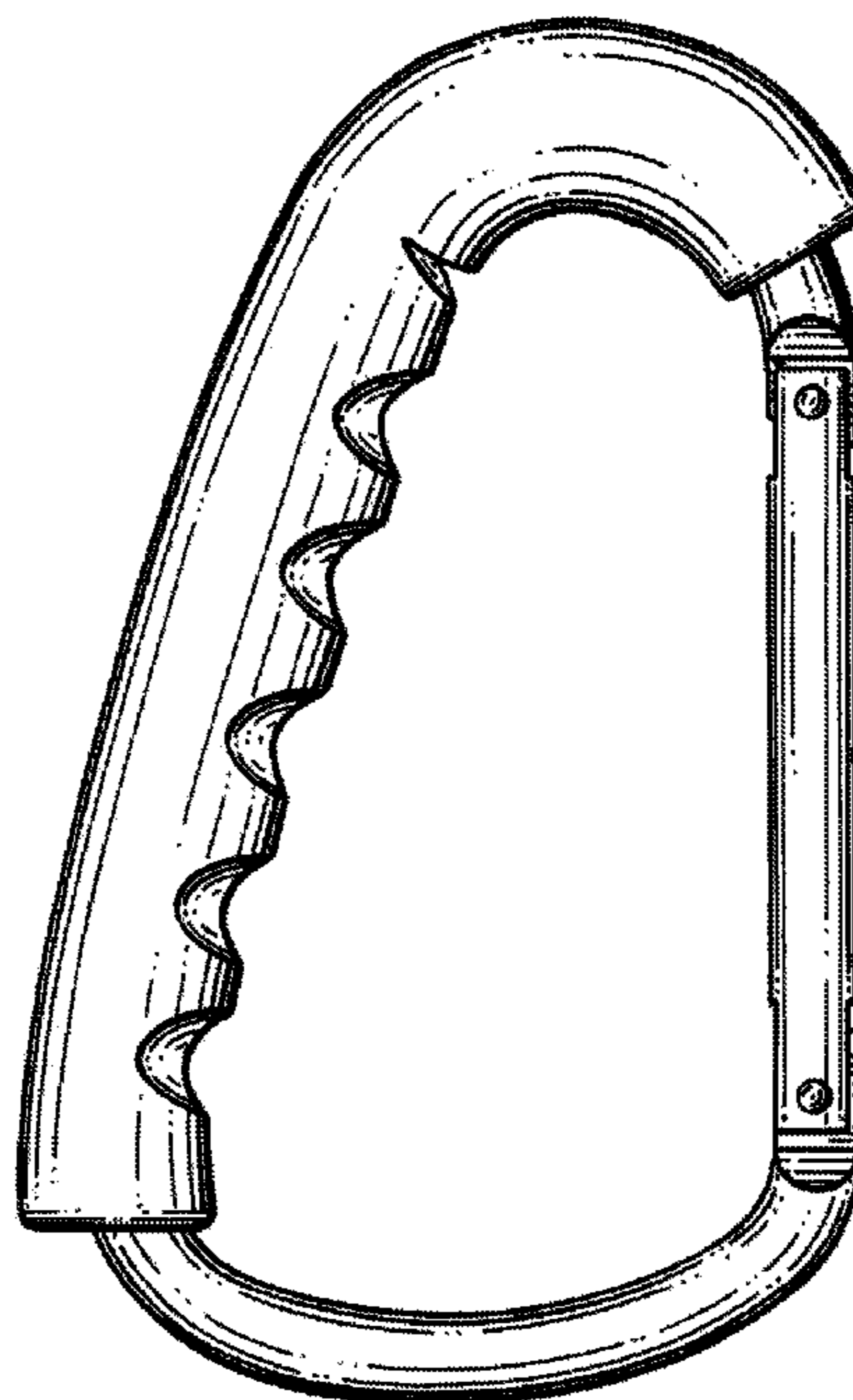
FIG. 2 is a top plan view of the carabiner of FIG. 1;

FIG. 3 is a side view in elevation of the carabiner as seen from the left hand side of FIG. 1;

FIG. 4 is a side view in elevation of the carabiner as seen from the right hand side of FIG. 1; and,

FIG. 5 is a bottom plan view of the carabiner of FIG. 1.

1 Claim, 3 Drawing Sheets



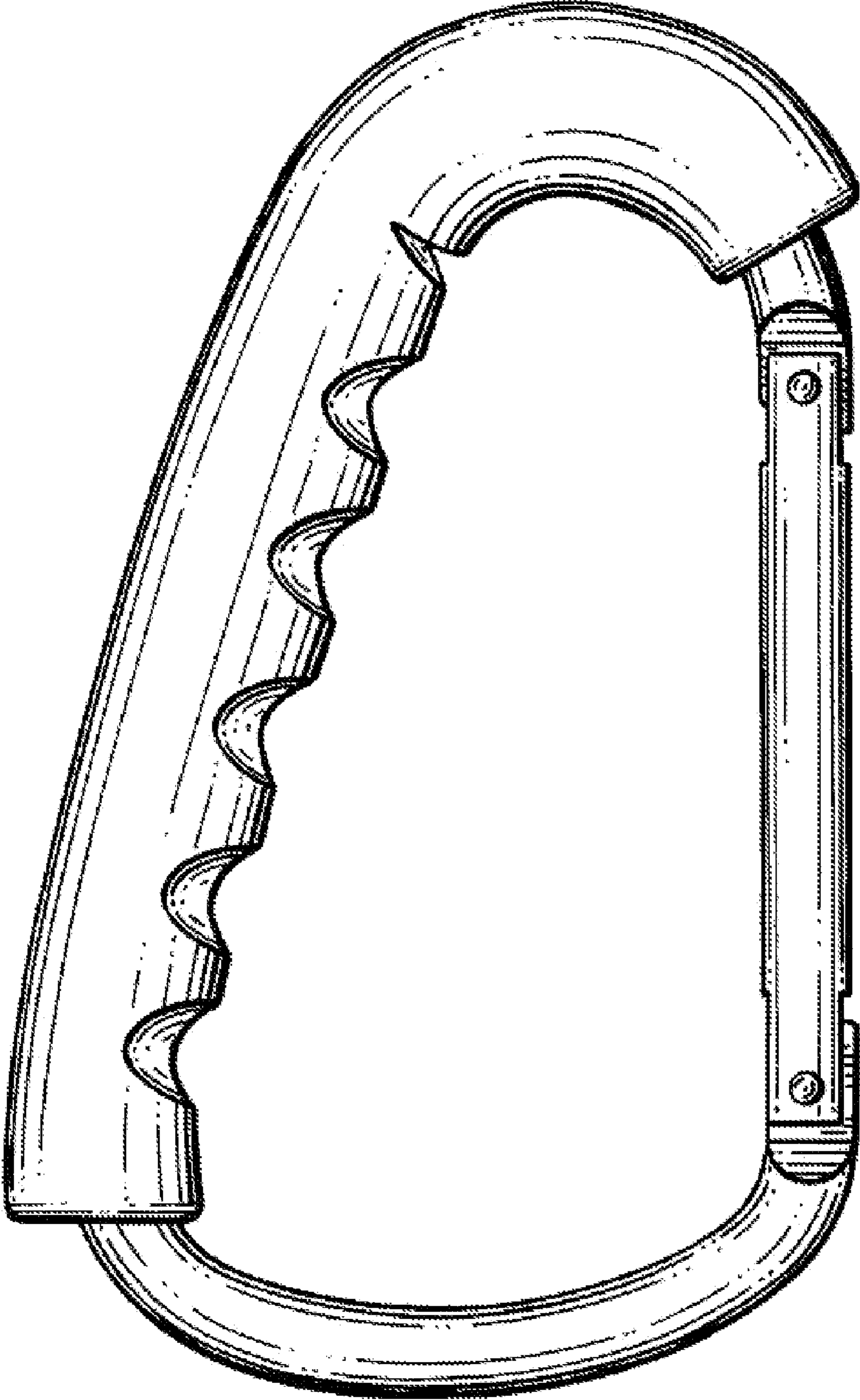


FIG. 1




FIG. 2



FIG. 5




FIG. 3

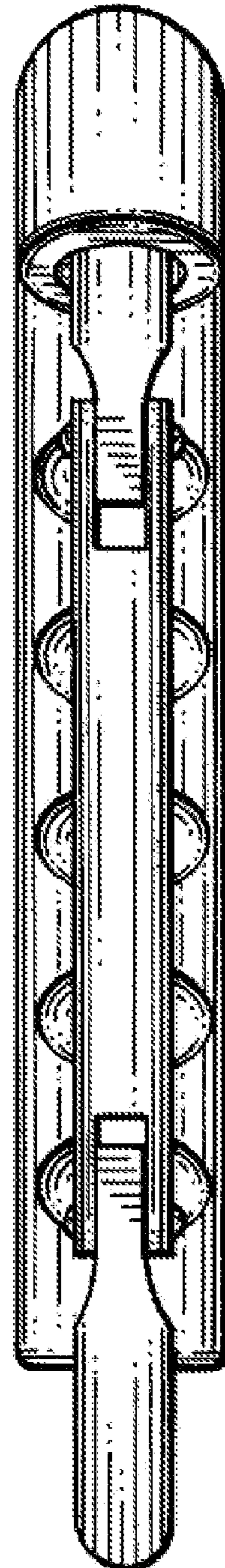


FIG. 4