



US00D572564S

(12) **United States Design Patent**  
**Tilk**

(10) **Patent No.:** **US D572,564 S**

(45) **Date of Patent:** **\*\* Jul. 8, 2008**

- (54) **TWISTED GRIP TOOL HANDLE**
- (75) Inventor: **Jason Tilk**, Cleveland Heights, OH (US)
- (73) Assignee: **NMTC, Inc.**, Stow, OH (US)
- (\*\*) Term: **14 Years**
- (21) Appl. No.: **29/280,346**
- (22) Filed: **May 24, 2007**

- (51) **LOC (8) Cl.** ..... **08-06**
- (52) **U.S. Cl.** ..... **D8/107**
- (58) **Field of Classification Search** ..... D8/82-87,  
D8/107, 303; 16/11 R, 111 R, 110.1; 81/436-440,  
81/177.1

See application file for complete search history.

(56) **References Cited**

**U.S. PATENT DOCUMENTS**

- D154,644 S \* 7/1949 Skamser ..... D8/82
- D332,903 S \* 2/1993 Adams ..... D8/107
- D384,565 S 10/1997 Lin
- D393,791 S \* 4/1998 Halls et al. .... D8/107
- D398,508 S 9/1998 Thompson et al.
- D398,828 S 9/1998 Shiao
- D403,228 S \* 12/1998 Halls et al. .... D8/107
- D414,096 S 9/1999 Chapin et al.
- D414,099 S \* 9/1999 Halls et al. .... D8/107
- 6,148,701 A \* 11/2000 Lee ..... 81/489
- D436,822 S \* 1/2001 Douglas ..... D8/83
- D444,047 S 6/2001 Chen
- D453,674 S \* 2/2002 Hsiao ..... D8/107
- D510,248 S 10/2005 Liu
- D520,325 S 5/2006 Su

- D531,004 S \* 10/2006 Wang ..... D8/107
- D534,780 S 1/2007 Lai
- D556,527 S \* 12/2007 Russo et al. .... D8/51
- 2005/0115023 A1 6/2005 Lin
- 2007/0107563 A1\* 5/2007 Hu ..... 81/177.9

**FOREIGN PATENT DOCUMENTS**

DE DM/046417 \* 12/1998

\* cited by examiner

*Primary Examiner*—Cathron Brooks

*Assistant Examiner*—Barbara Fox

(74) *Attorney, Agent, or Firm*—Hahn Loeser & Parks;  
William S. Nabors

(57) **CLAIM**

The ornamental design for a twisted grip tool handle, as shown and described.

**DESCRIPTION**

FIG. 1 is a front view of a twisted grip tool handle;  
 FIG. 2 is a rear view of the twisted grip tool handle of FIG. 1;  
 FIG. 3 is a left side view of the twisted grip tool handle of FIG. 1;  
 FIG. 4 is a bottom end view of the twisted grip tool handle of FIG. 1; and,  
 FIG. 5 is a top end view of the twisted grip tool handle of FIG. 1.

The dashed lines shown in the Figures illustrate unclaimed portions of the article only and form no part of the claimed design.

**1 Claim, 4 Drawing Sheets**

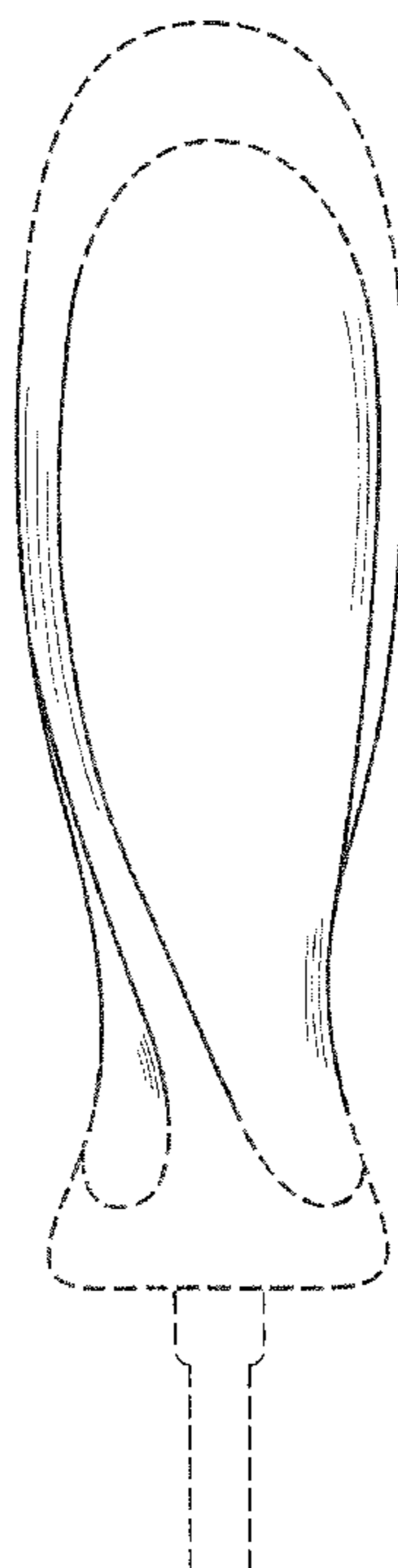




FIG. 1



FIG. 2

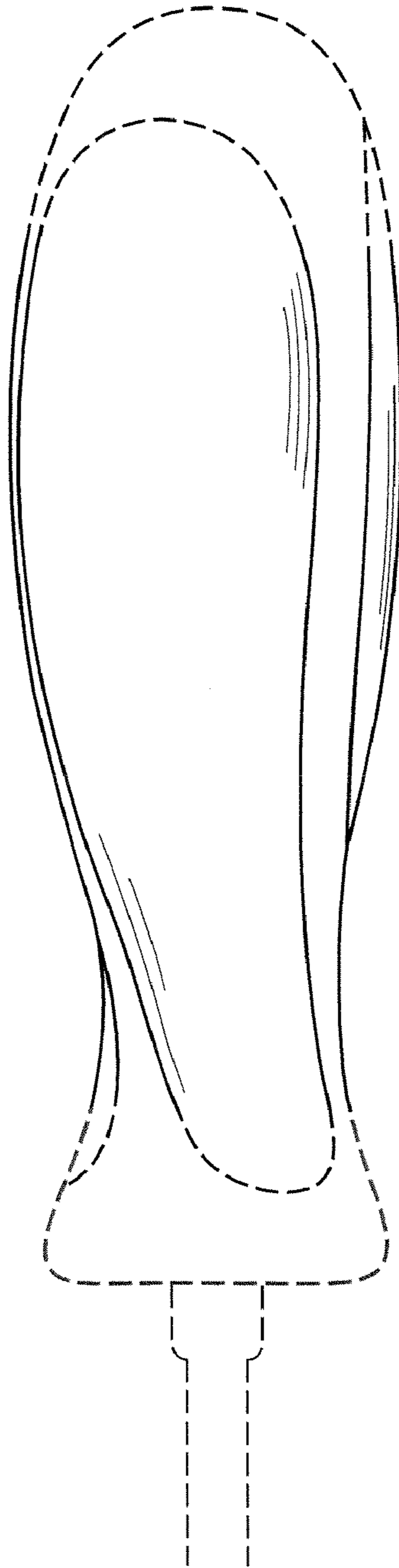


FIG. 3

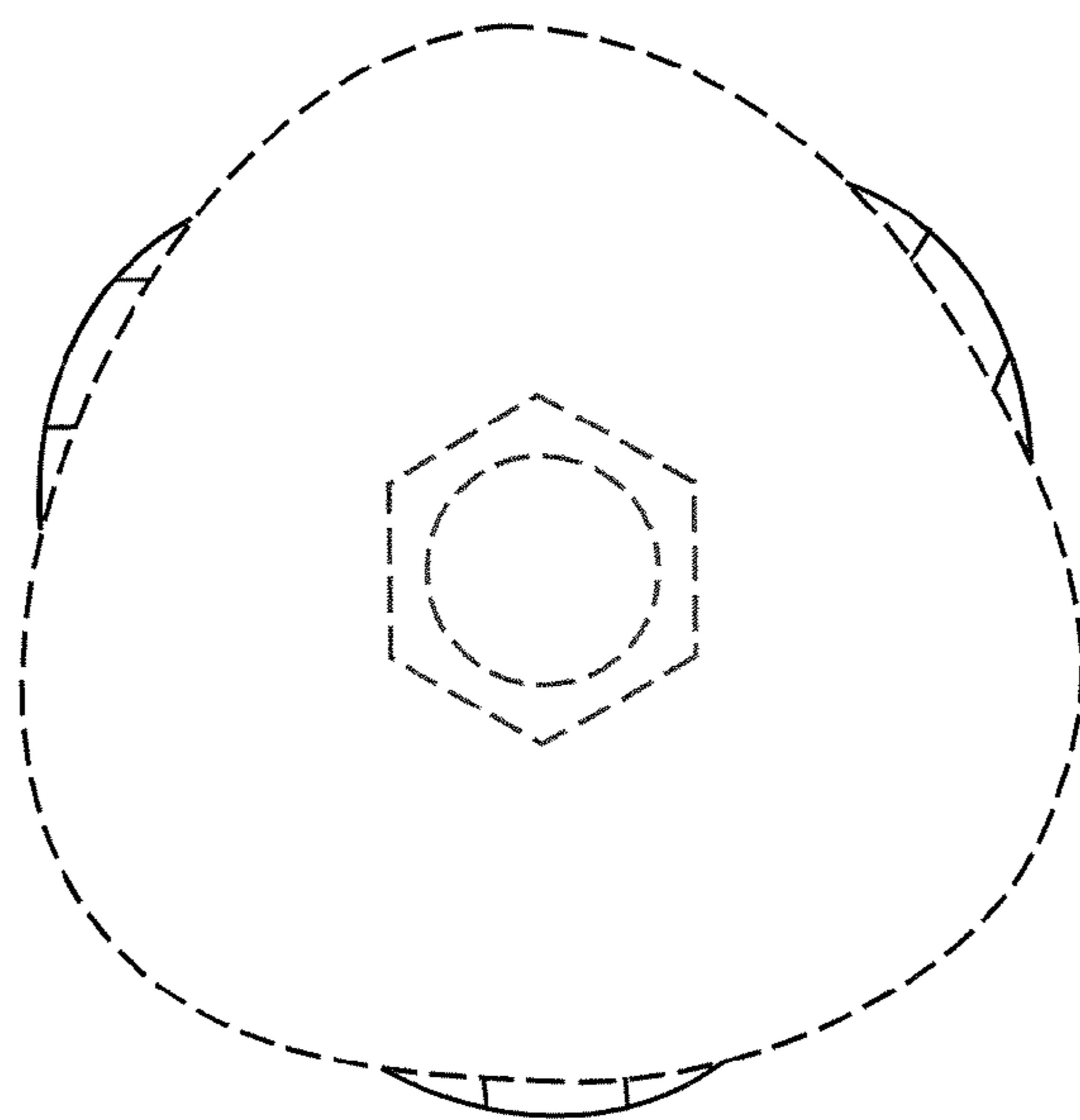


FIG. 4

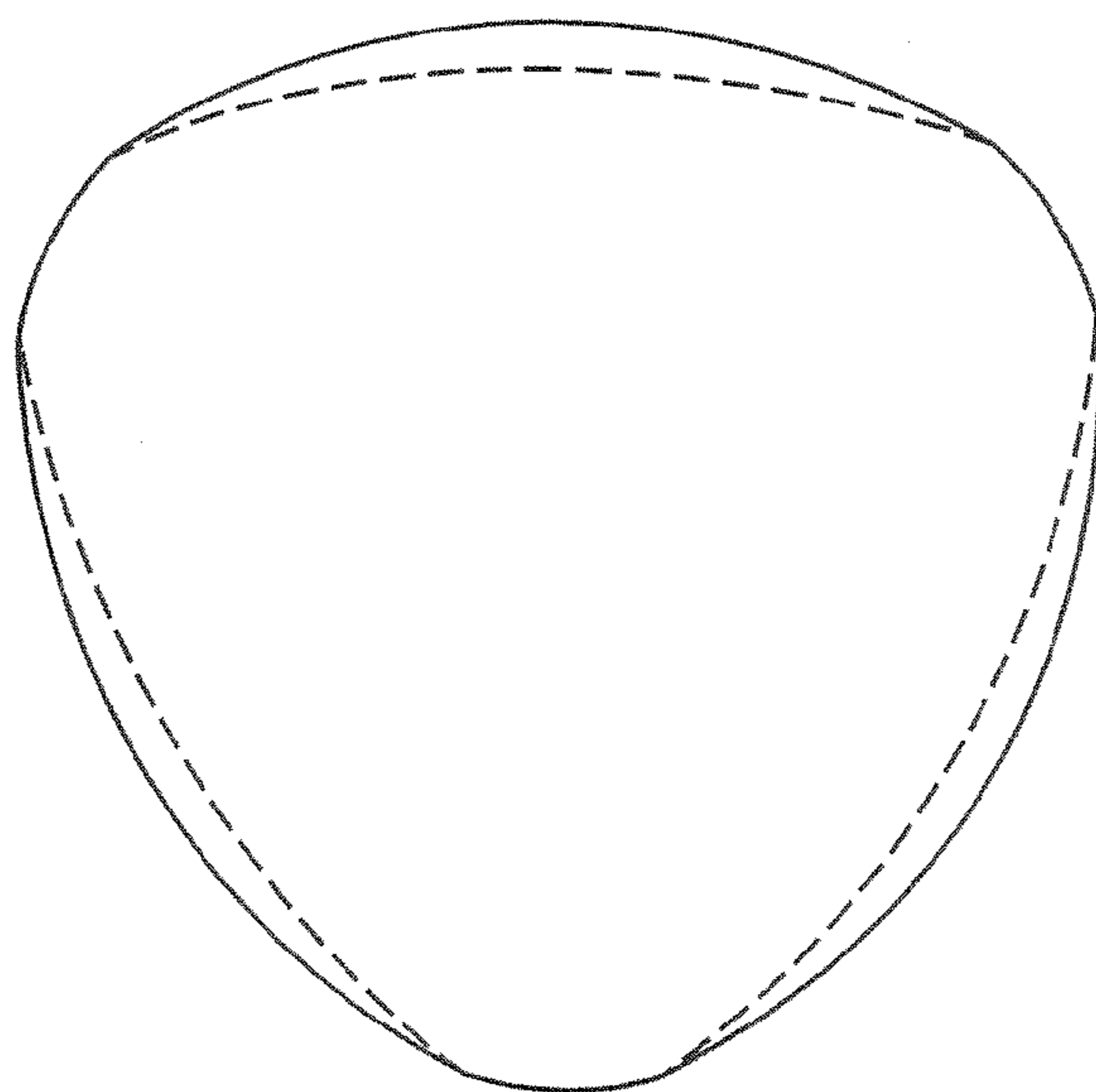


FIG. 5