



US00D572554S

(12) **United States Design Patent**
Chen

(10) **Patent No.:** **US D572,554 S**
(45) **Date of Patent:** **** Jul. 8, 2008**

(54) **ELECTRIC HANDTOOL**

(75) Inventor: **Hsin-Chi Chen**, Taiping (TW)

(73) Assignee: **Tranmax Machinery Co., Ltd.**, Taiping,
Taichung Hsien (TW)

(**) Term: **14 Years**

(21) Appl. No.: **29/303,476**

(22) Filed: **Feb. 9, 2008**

(51) **LOC (8) Cl.** **08-05**

(52) **U.S. Cl.** **D8/61**

(58) **Field of Classification Search** D8/67,
D8/62, 61, 70, 82; D4/102; 81/57.13, 467;
409/181; 173/217, 178, 181, 176, 183, 216
See application file for complete search history.

(56) **References Cited**

U.S. PATENT DOCUMENTS

D298,908	S	*	12/1988	Clemens	D8/61
D316,216	S	*	4/1991	Gierke et al.	D8/61
D323,961	S	*	2/1992	Fushiya et al.	D8/61
5,195,406	A	*	3/1993	Lindqvist	81/467
D335,808	S	*	5/1993	Bruno et al.	D8/61
D336,228	S	*	6/1993	Anderson et al.	D8/61
D352,645	S	*	11/1994	Ichikawa	D8/61
D372,850	S	*	8/1996	Dubuque et al.	D8/61
D387,960	S	*	12/1997	Sung	D8/61
D389,025	S	*	1/1998	Sung	D8/61
D414,093	S	*	9/1999	Zurwelle	D8/61
D444,363	S	*	7/2001	Hayakawa et al.	D8/61
6,257,351	B1	*	7/2001	Ark et al.	173/178
6,460,629	B2	*	10/2002	Bookshar et al.	173/176
6,715,380	B2	*	4/2004	Listl et al.	81/57.13
D491,031	S	*	6/2004	Davis et al.	D8/61
D502,071	S	*	2/2005	Snider	D8/61
D508,387	S	*	8/2005	Hsu et al.	D8/61

6,929,074	B1	*	8/2005	Lai	173/178
D510,513	S	*	10/2005	Aglassinger	D8/61
D511,284	S	*	11/2005	Henssler et al.	D8/61
6,968,908	B2	*	11/2005	Tokunaga et al.	173/181
D527,592	S	*	9/2006	Hayakawa et al.	D8/61
D528,385	S	*	9/2006	Netzler	D8/61
D529,353	S	*	10/2006	Wong et al.	D8/61
D530,171	S	*	10/2006	Baker	D8/61
D567,045	S	*	4/2008	Chen	D8/61
2003/0010158	A1	*	1/2003	Listl et al.	81/57.13
2004/0182588	A1	*	9/2004	Tokunaga et al.	173/2
2007/0187220	A1	*	8/2007	Chen	200/332.2
2007/0251711	A1	*	11/2007	Chen	173/213

* cited by examiner

Primary Examiner—Cathron Brooks

Assistant Examiner—Austin Murphy

(74) *Attorney, Agent, or Firm*—Pai Patent and Trademark
Law Firm; Chao-Chang David Pai

(57) **CLAIM**

The ornamental design for an electric handtool, as shown and described.

DESCRIPTION

FIG. 1 shows a perspective view of an electric handtool showing the present design;

FIG. 2 shows a front elevational view thereof;

FIG. 3 shows a rear elevational view thereof;

FIG. 4 shows a left side elevational view thereof;

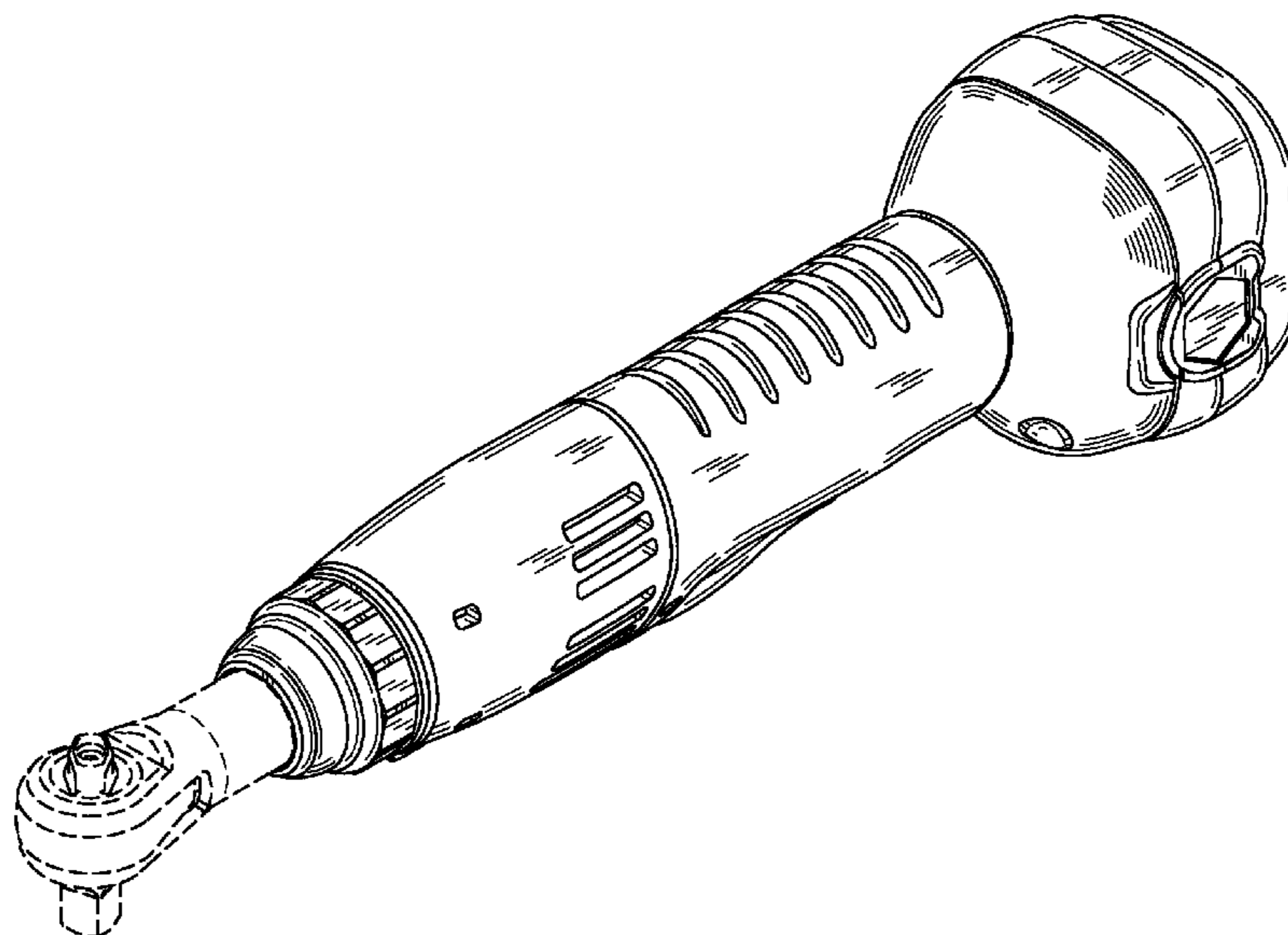
FIG. 5 shows a right side elevational view thereof;

FIG. 6 shows a top plan view thereof; and,

FIG. 7 shows a bottom plan view thereof.

The broken line illustration in the drawing is for illustrative purposes only and forms no part of the claimed design.

1 Claim, 4 Drawing Sheets



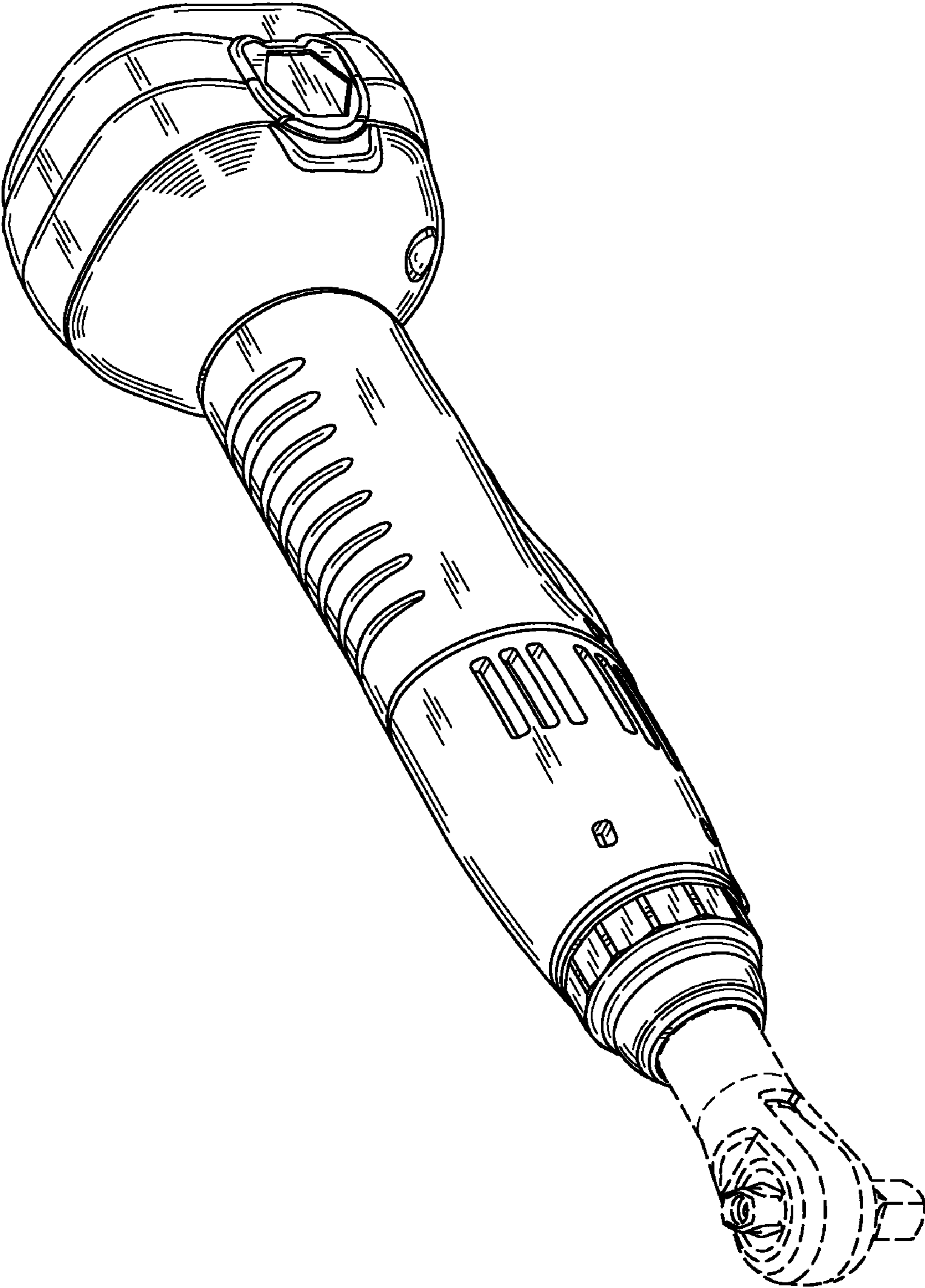


FIG. 1

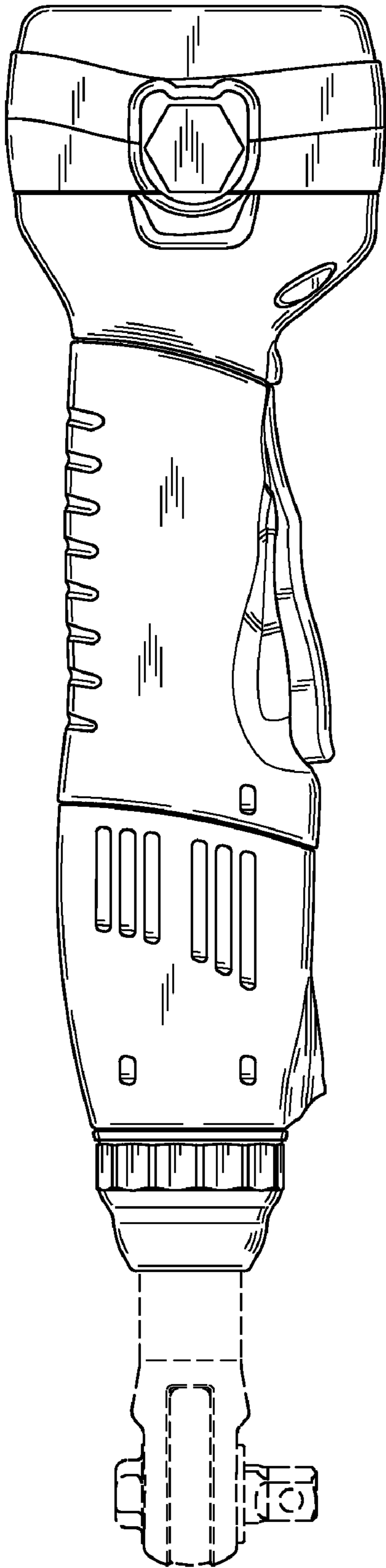


FIG. 2

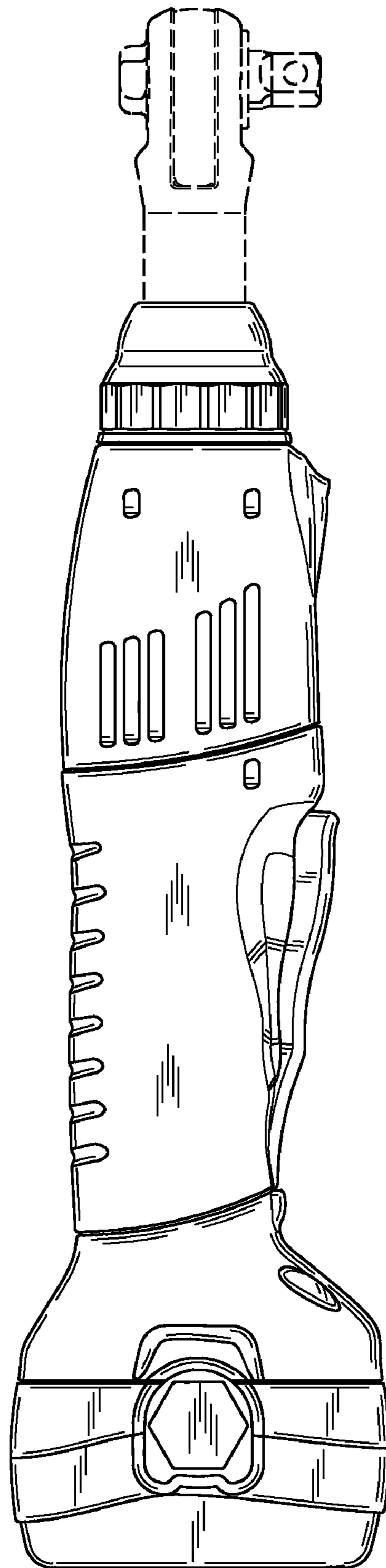


FIG. 3

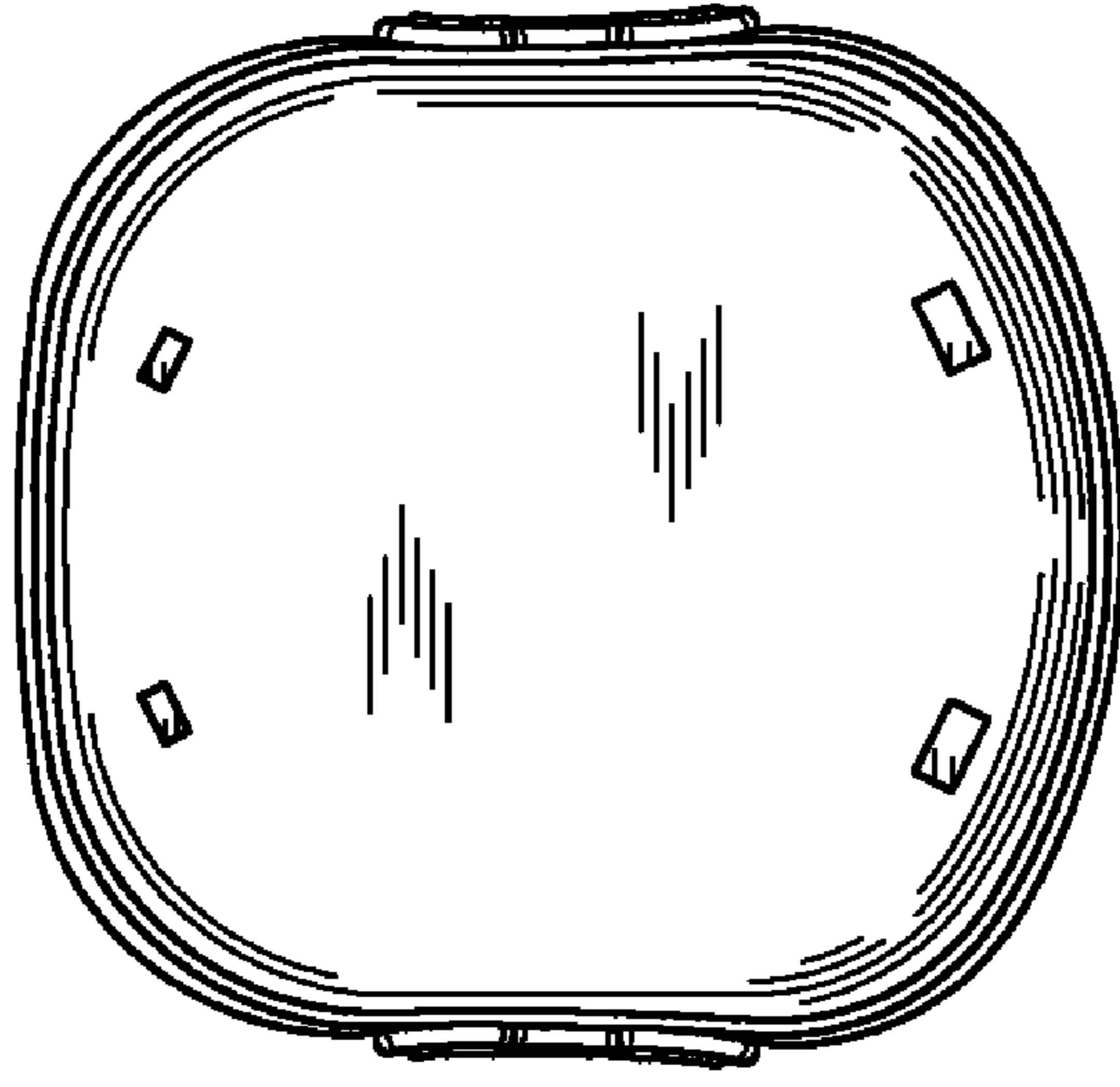


FIG. 5

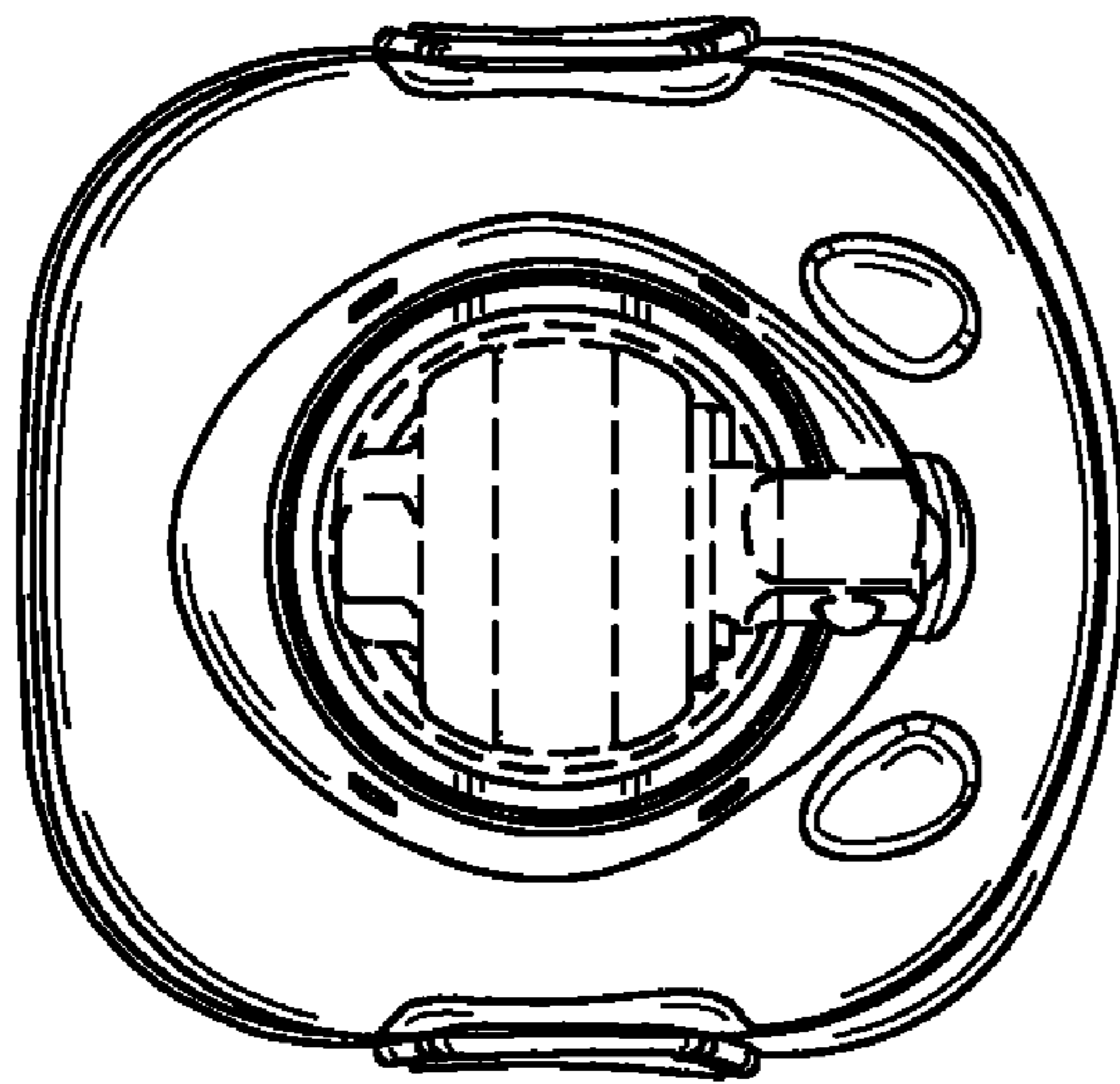


FIG. 4

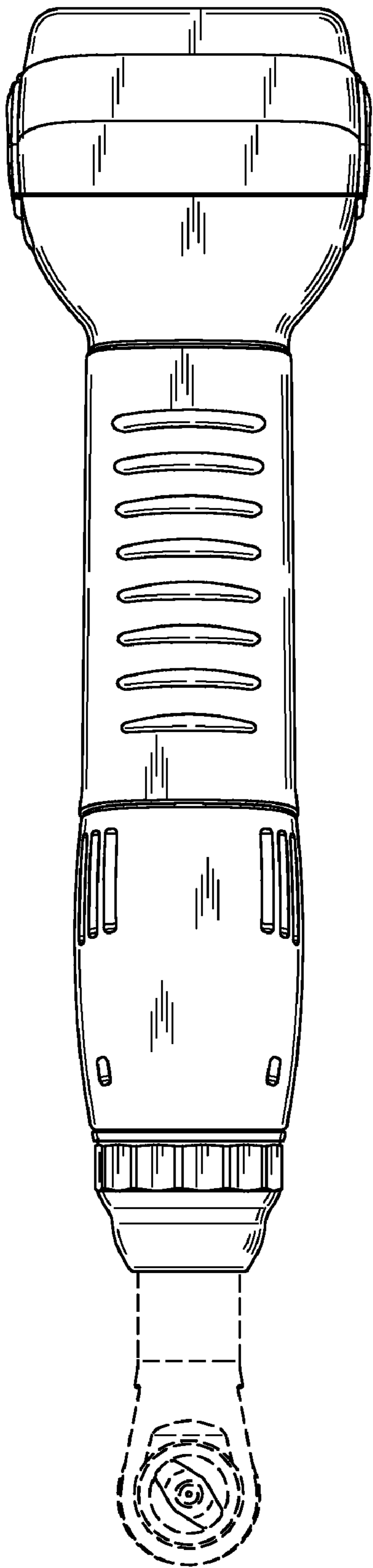


FIG. 6

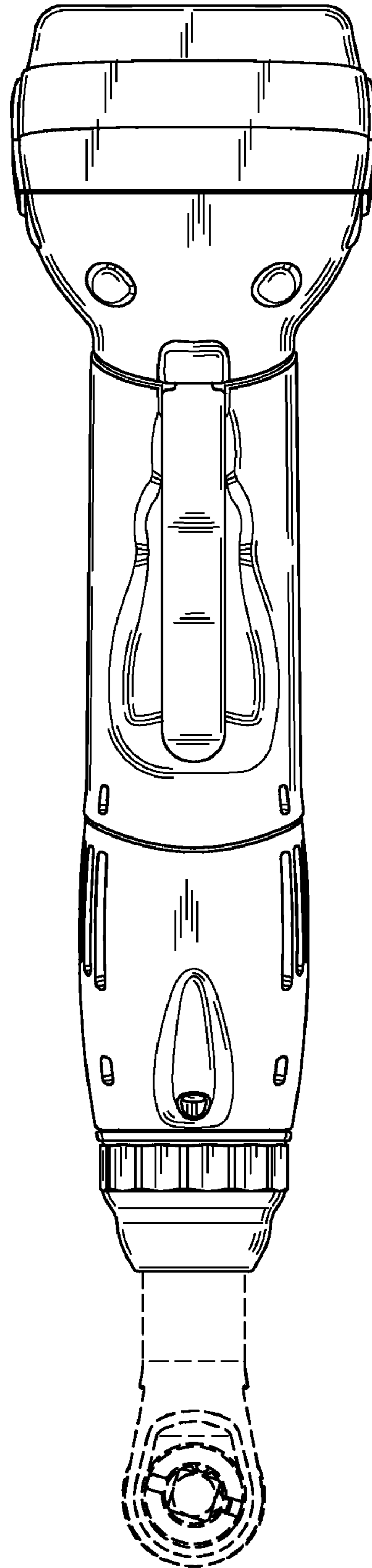


FIG. 7