



US00D572553S

(12) **United States Design Patent**  
**Demers et al.**

(10) **Patent No.:** **US D572,553 S**

(45) **Date of Patent:** **\*\* Jul. 8, 2008**

(54) **TOOL HANDLE**

(75) Inventors: **Brian Joseph Demers**, Huntersville, NC  
(US); **Joseph Allen Berlepsch**,  
Mooresville, NC (US)

(73) Assignee: **Lowe's Companies, Inc.**, Mooresville,  
NC (US)

(\*\*) Term: **14 Years**

(21) Appl. No.: **29/249,383**

(22) Filed: **Oct. 4, 2006**

(51) **LOC (8) Cl.** ..... **08-05**

(52) **U.S. Cl.** ..... **D8/58**

(58) **Field of Classification Search** ..... D7/395;  
D32/49; D8/20, 21, 51, 52, 58, 68, 75, 80,  
D8/82, 83, 90, 94, 95, 97, 107, 300, 303;  
81/177.1, 489, 52; 16/422; D4/138  
See application file for complete search history.

(56) **References Cited**

**U.S. PATENT DOCUMENTS**

- D432,381 S \* 10/2000 Khachatoorian ..... D8/80
- D482,259 S \* 11/2003 Chen ..... D8/107
- D486,050 S \* 2/2004 Rampen ..... D8/83
- D486,716 S \* 2/2004 Levine et al. .... D8/107
- D490,680 S \* 6/2004 Levine et al. .... D8/83
- D515,389 S \* 2/2006 Hsu ..... D8/83

- D517,889 S \* 3/2006 Hsieh ..... D8/83
- D533,455 S \* 12/2006 Leck et al. .... D9/516
- D536,944 S \* 2/2007 Tsai et al. .... D8/68
- D537,697 S \* 3/2007 Jimenez ..... D8/80

\* cited by examiner

*Primary Examiner*—Cathron Brooks

*Assistant Examiner*—Barbara Fox

(74) *Attorney, Agent, or Firm*—Moore & Van Allen PLLC; W.  
Kevin Ransom

(57) **CLAIM**

The ornamental design for a tool handle, as shown and described.

**DESCRIPTION**

FIG. 1 is a perspective view of a tool handle showing our new design;

FIG. 2 is a right side elevational view thereof;

FIG. 3 is a bottom side plan view thereof;

FIG. 4 is a left side elevational view thereof;

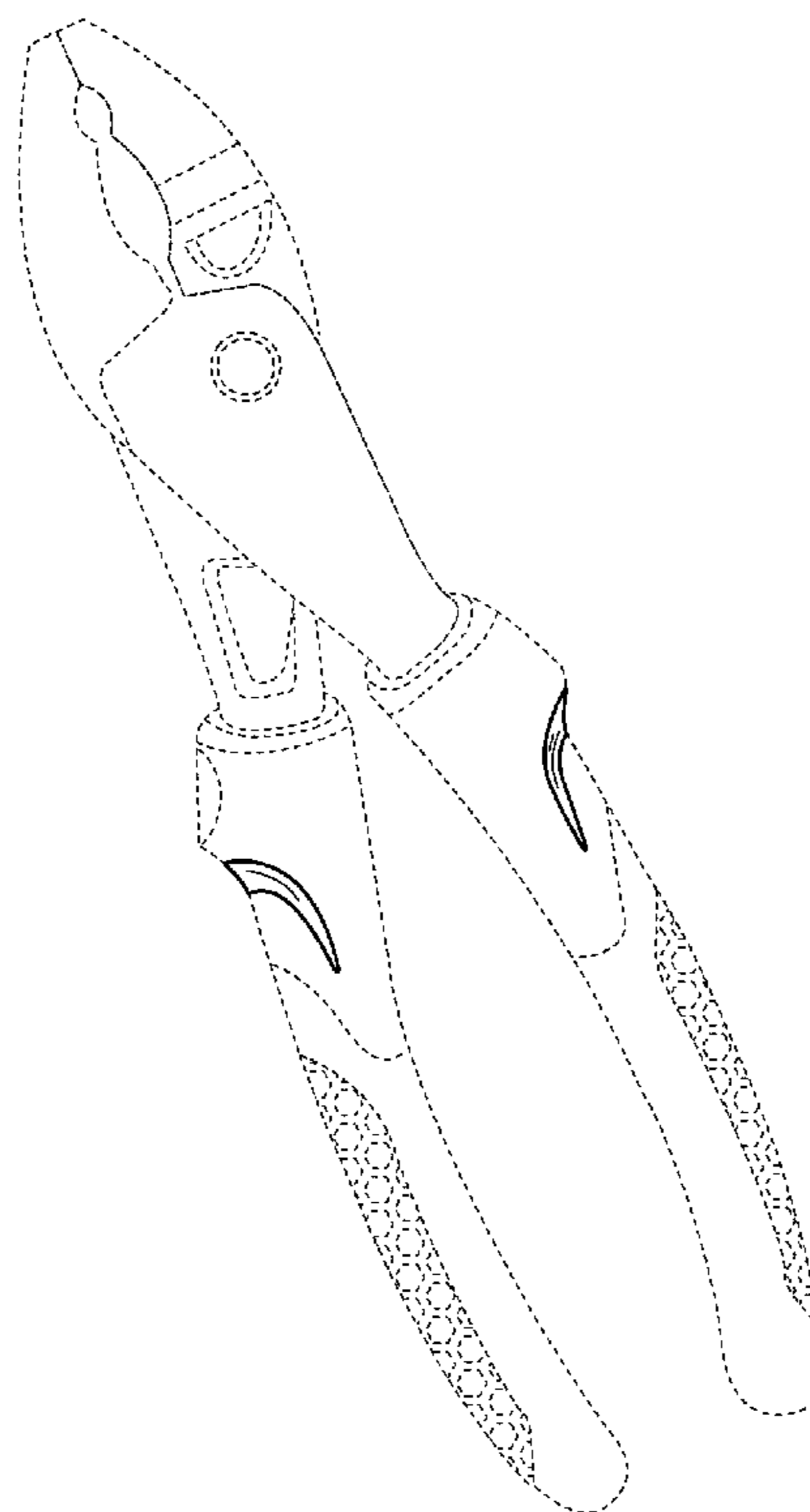
FIG. 5 is a top side plan view thereof;

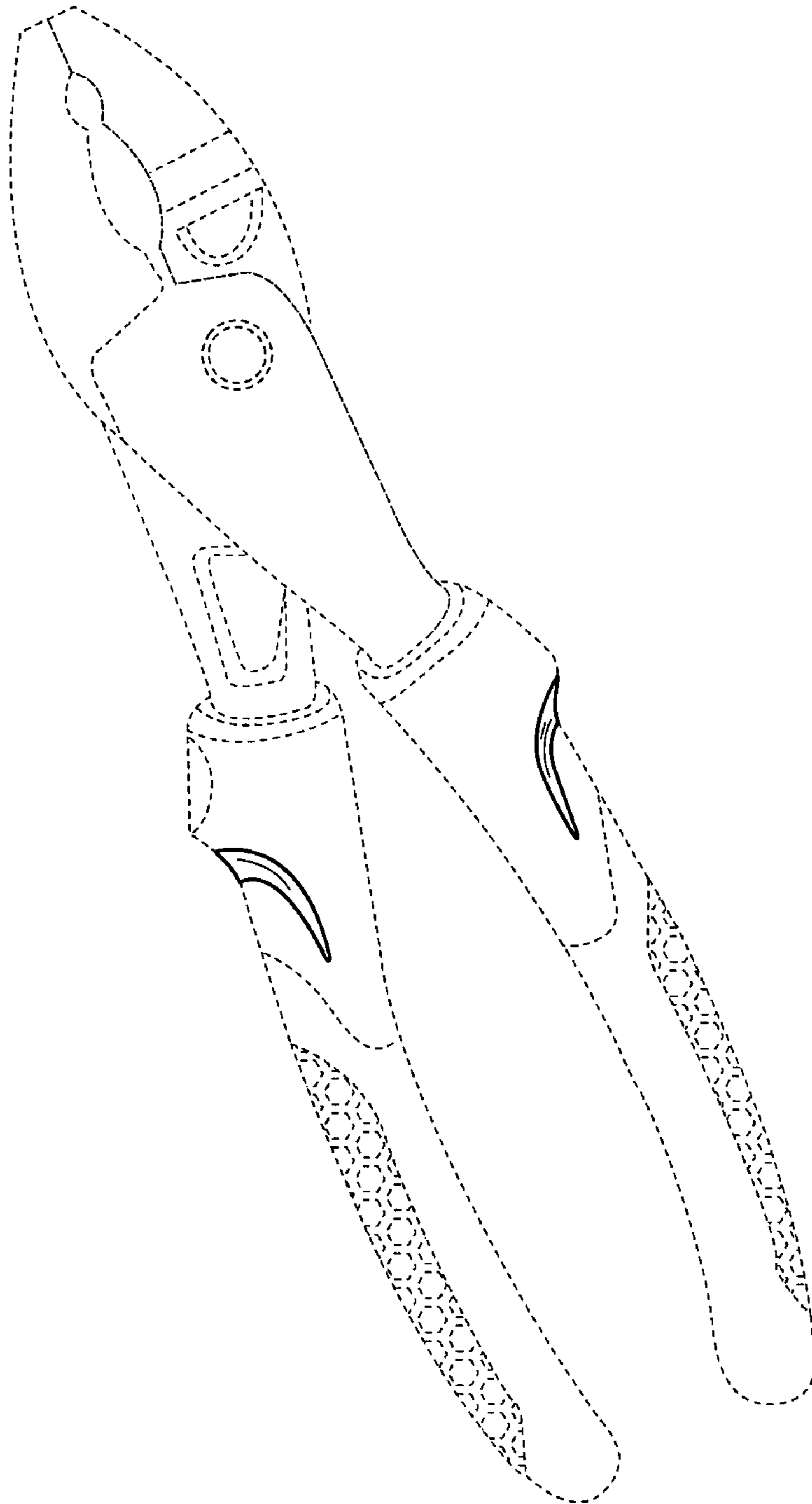
FIG. 6 is a front side elevational view thereof; and,

FIG. 7 is a rear side elevational view thereof.

The broken lines shown herein are for illustrative purposes only and form no part of the claimed design.

**1 Claim, 7 Drawing Sheets**





**FIG. 1**

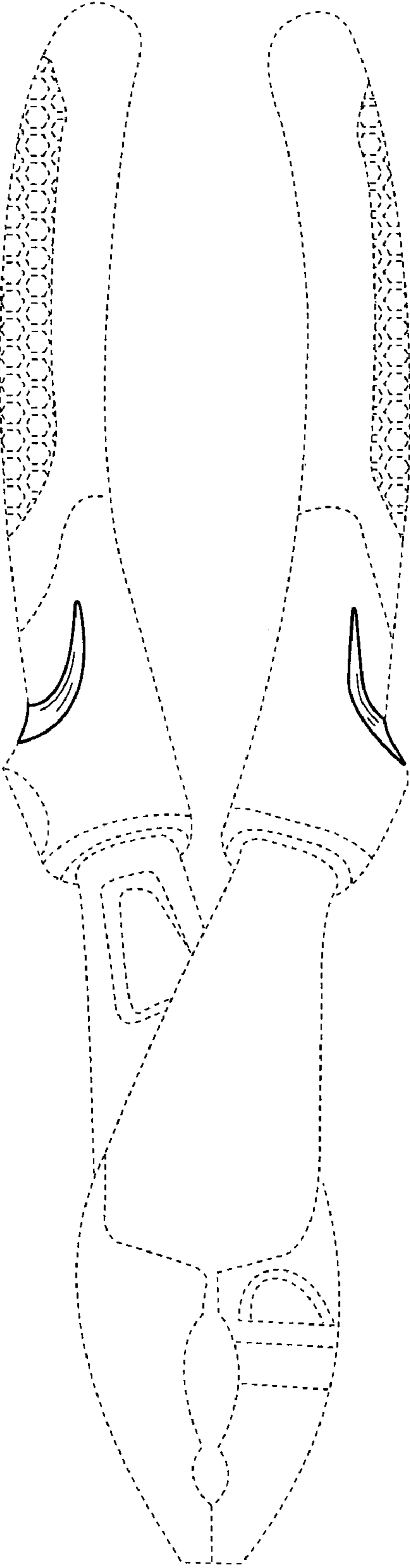


FIG. 2

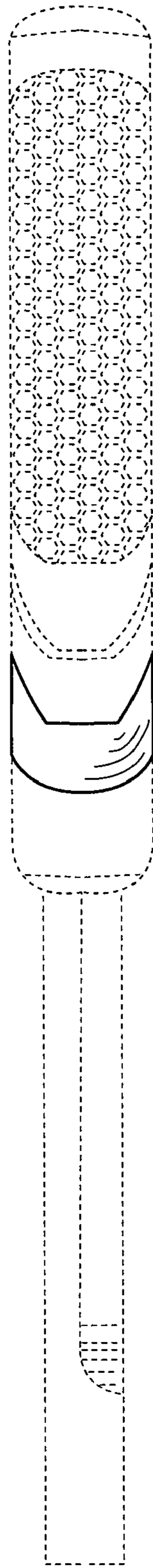


FIG. 3

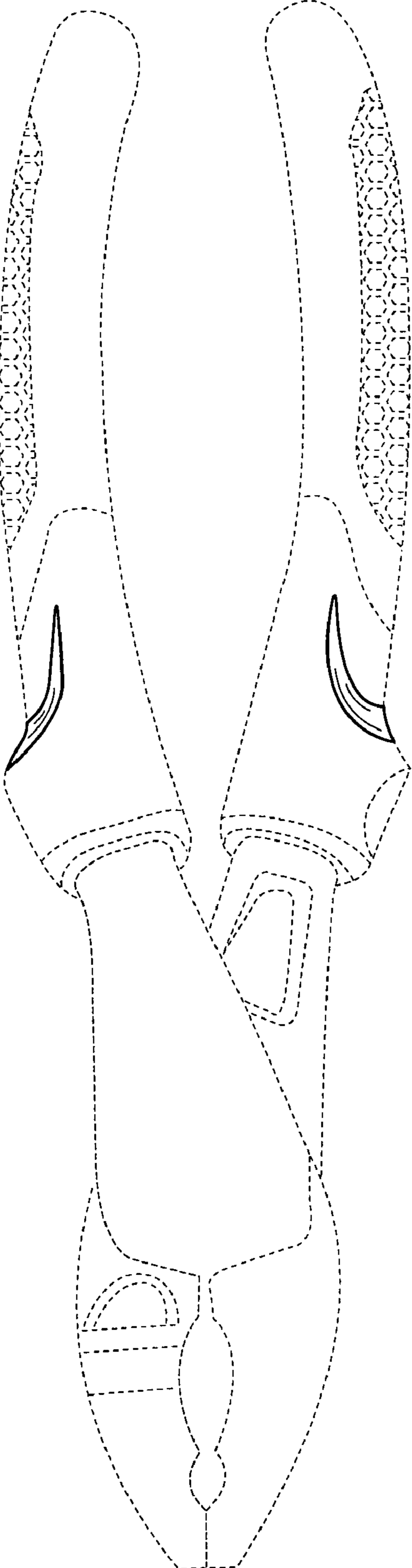


FIG. 4

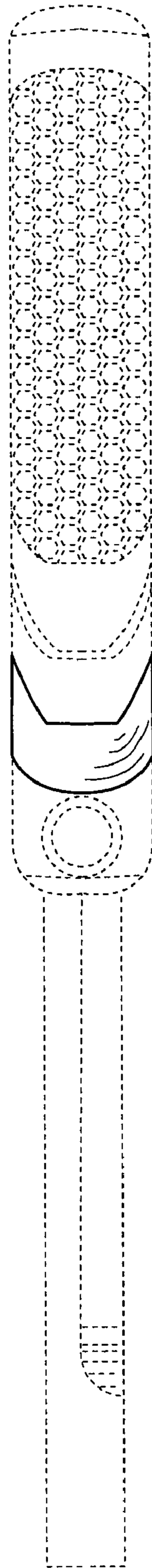
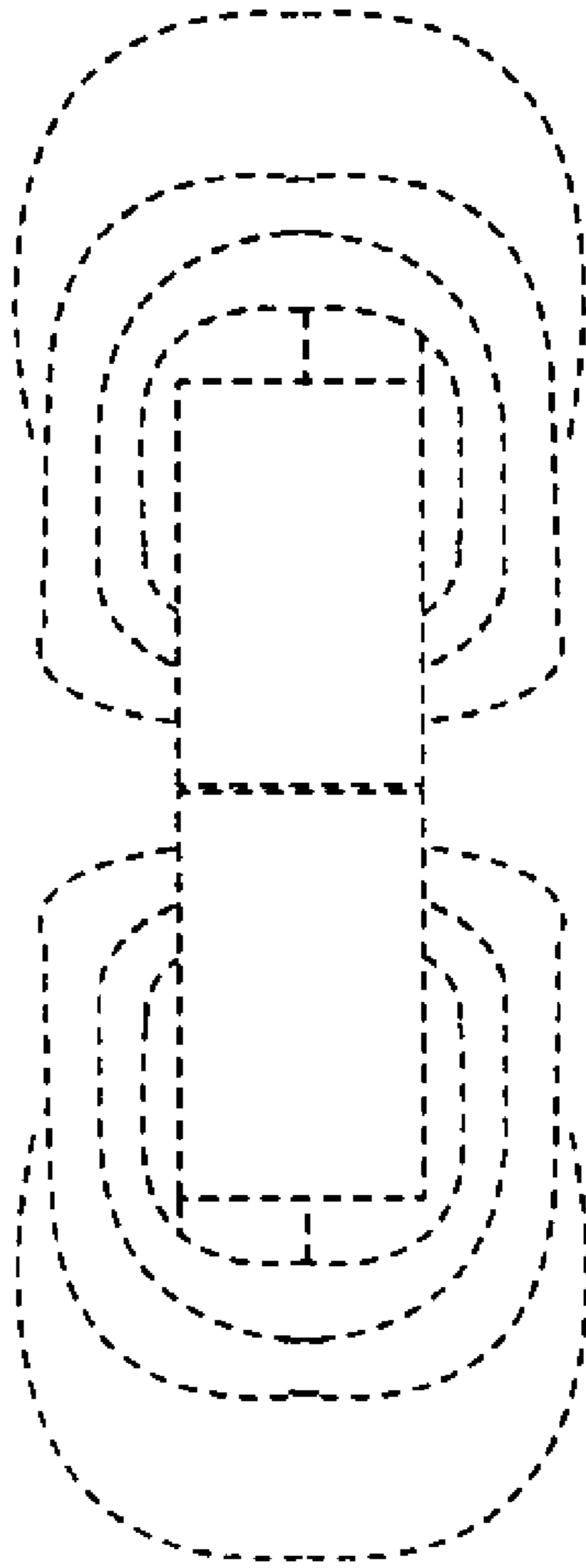
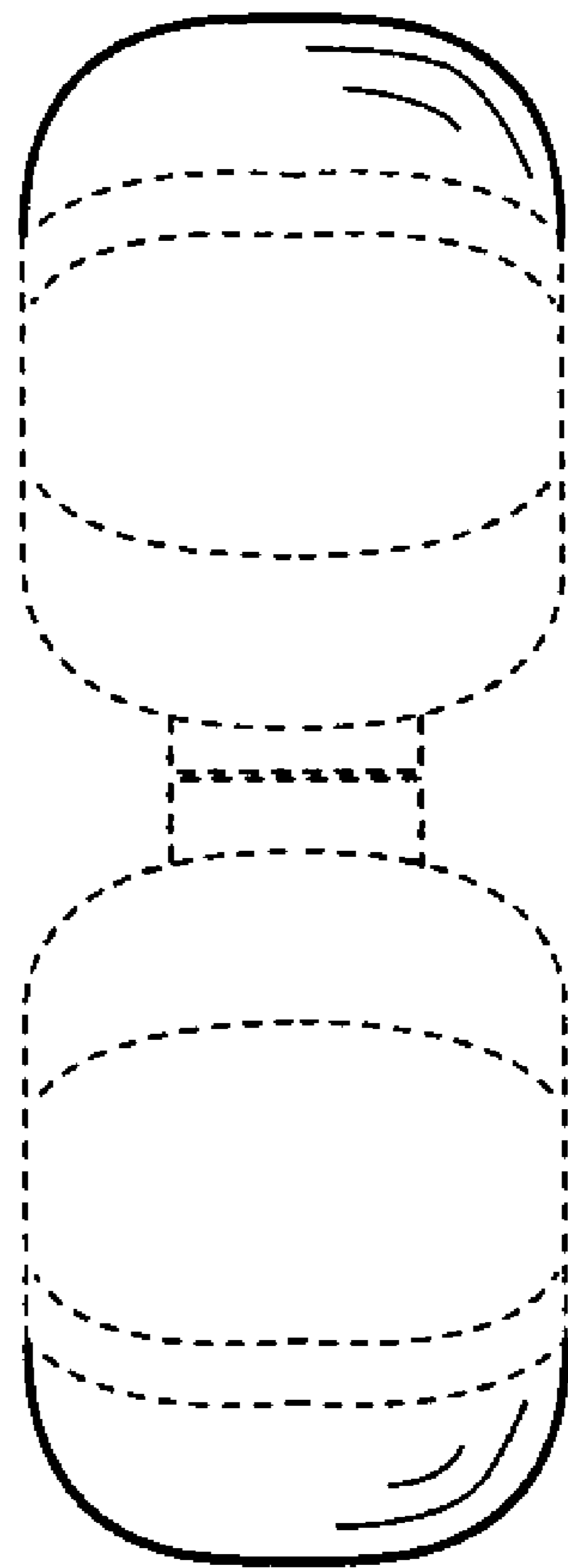


FIG. 5



**FIG. 6**



**FIG. 7**