



US00D572548S

(12) **United States Design Patent**
Chen

(10) **Patent No.:** **US D572,548 S**
(45) **Date of Patent:** **** Jul. 8, 2008**

(54) **TOOL HANDLE**

(76) Inventor: **Chia Yu Chen**, No. 9, Hou Chuang 7
Street, Hou Chuang Li, Peitun District,
Taichung (TW) 406

(**) Term: **14 Years**

(21) Appl. No.: **29/295,949**

(22) Filed: **Oct. 11, 2007**

(51) **LOC (8) Cl.** **08-05**

(52) **U.S. Cl.** **D8/25**

(58) **Field of Classification Search** D8/17,
D8/21-29, 81-87, 102-107, 98, 99, 55, 93,
D8/94; 81/60, 119, 121.1, 120, 124.3, 124.4,
81/124.6, 124.7, 125, 177.85, 436, 177.6,
81/186, 58-63.2, 3.09, 486, 158, 177.1, 122,
81/53.2, 441, 177.8, 177.9, 185.1, 3.4, 177.4,
81/492, 13, 177.7, 166-170, 490, 81, 87,
81/98, 99, 55, 93, 94, 165, 489, 176.2, 3.35,
81/58.3, 3.45, 155, 110.1, 102-107, 3.345,
81/176.1, 176.15, 177.2; 206/378; 16/429,
16/441, 124.6, 110.1; 7/100, 138, 168, 157;
D24/126; D7/395, 177.1, 436, 489; D15/144.1;
219/75, 227, 229, 121.16, 121.18
See application file for complete search history.

(56) **References Cited**

U.S. PATENT DOCUMENTS

D384,565 S * 10/1997 Lin D8/83
D386,382 S * 11/1997 Shiao D8/107
D422,870 S * 4/2000 Chen D8/83
D429,979 S * 8/2000 Chiang D8/25

D468,617 S * 1/2003 Wang D8/107
6,598,693 B2 * 7/2003 Honda et al. 180/205
D482,588 S * 11/2003 Lai D8/107
7,159,491 B1 * 1/2007 Chaconas et al. 81/58.1
D562,652 S * 2/2008 Liao D8/25
D566,497 S * 4/2008 Wang D8/25

* cited by examiner

Primary Examiner—Raphael Barkai

Assistant Examiner—Randall H Gholson

(74) *Attorney, Agent, or Firm*—Ming Chow; Sinorica, LLC

(57) **CLAIM**

I claim the ornamental design for a tool handle, as shown and described.

DESCRIPTION

FIG. 1 is a front perspective view of a tool handle showing my new design;

FIG. 2 is a front elevational view thereof;

FIG. 3 is a rear elevational view thereof.

FIG. 4 is a left side elevational view thereof;

FIG. 5 is a right side elevational view thereof;

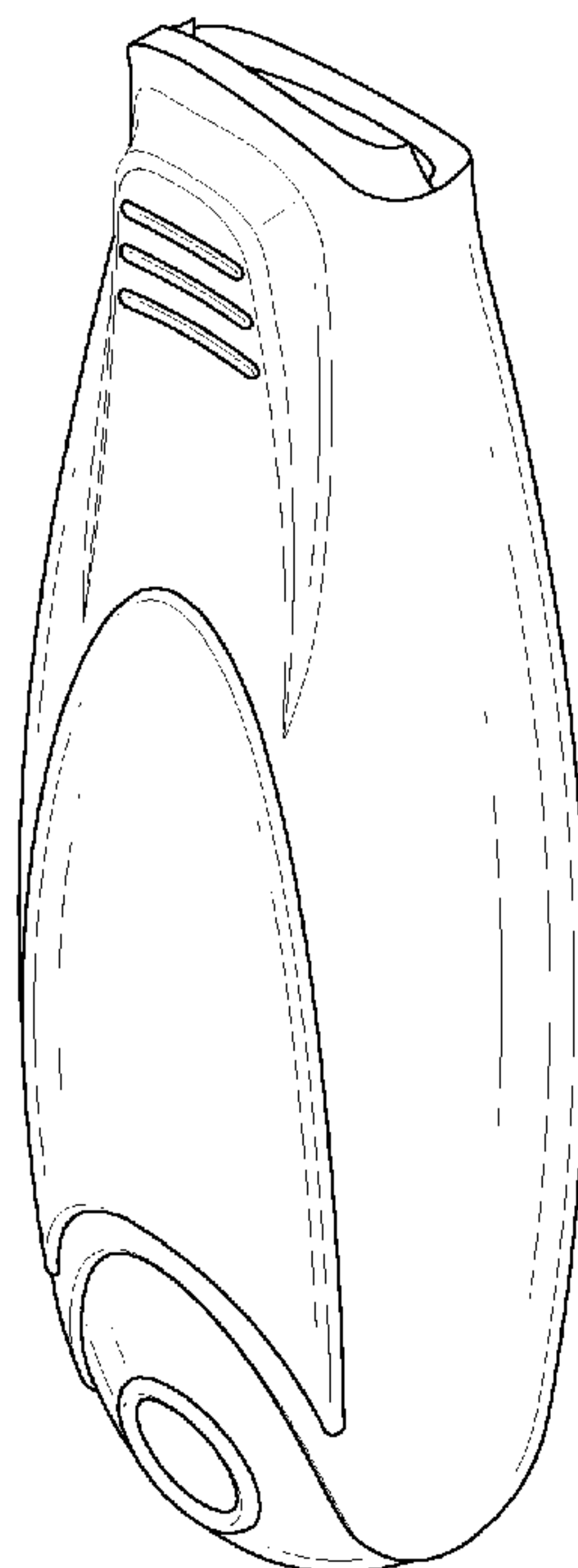
FIG. 6 is a top plan view thereof;

FIG. 7 is a bottom plan view thereof; and,

FIG. 8 is a front end view of the tool handle in accordance with my design, shown in its environment thereof.

The broken lines in the views show environmental features, which are for illustrative purposes only and form no part of the claimed design.

1 Claim, 5 Drawing Sheets



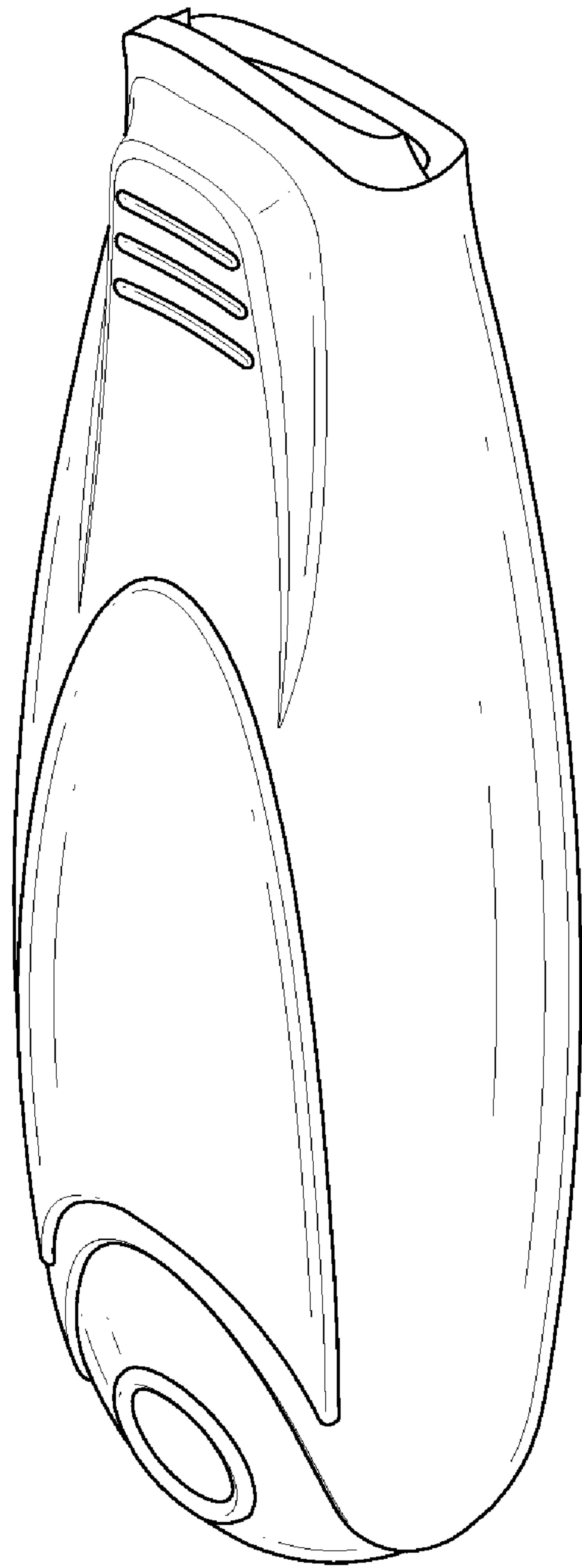


FIG. 1

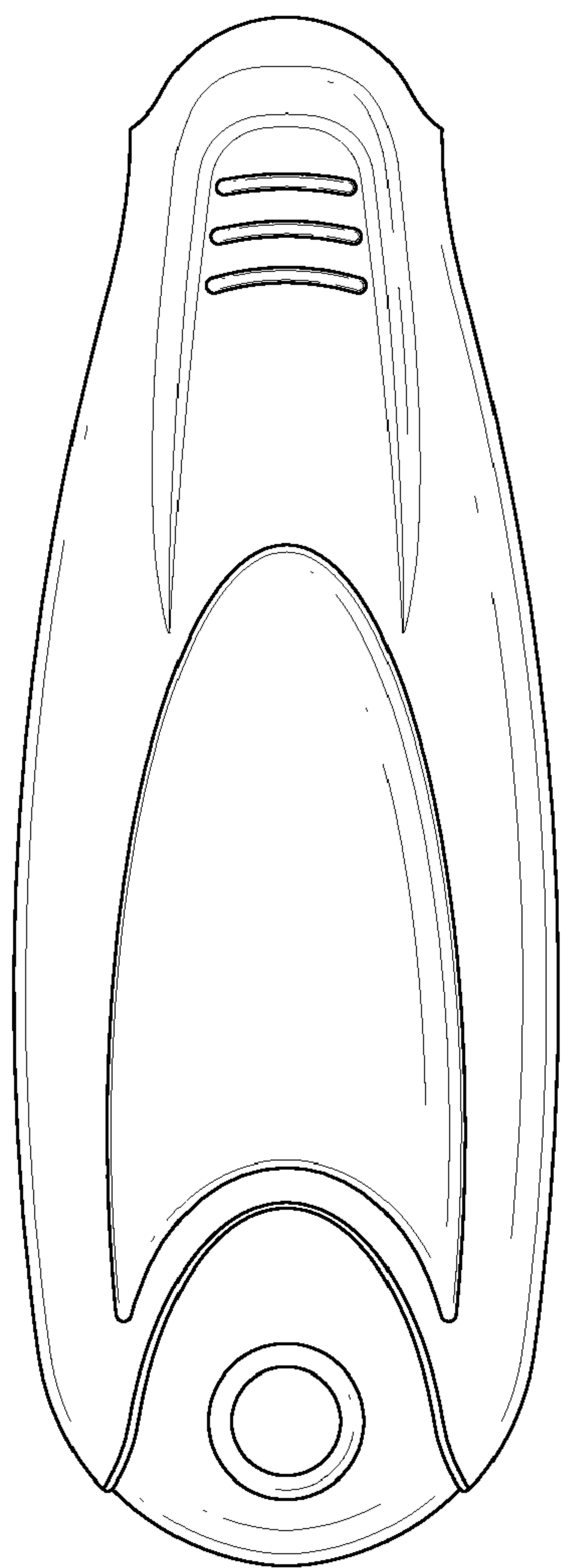


FIG. 2

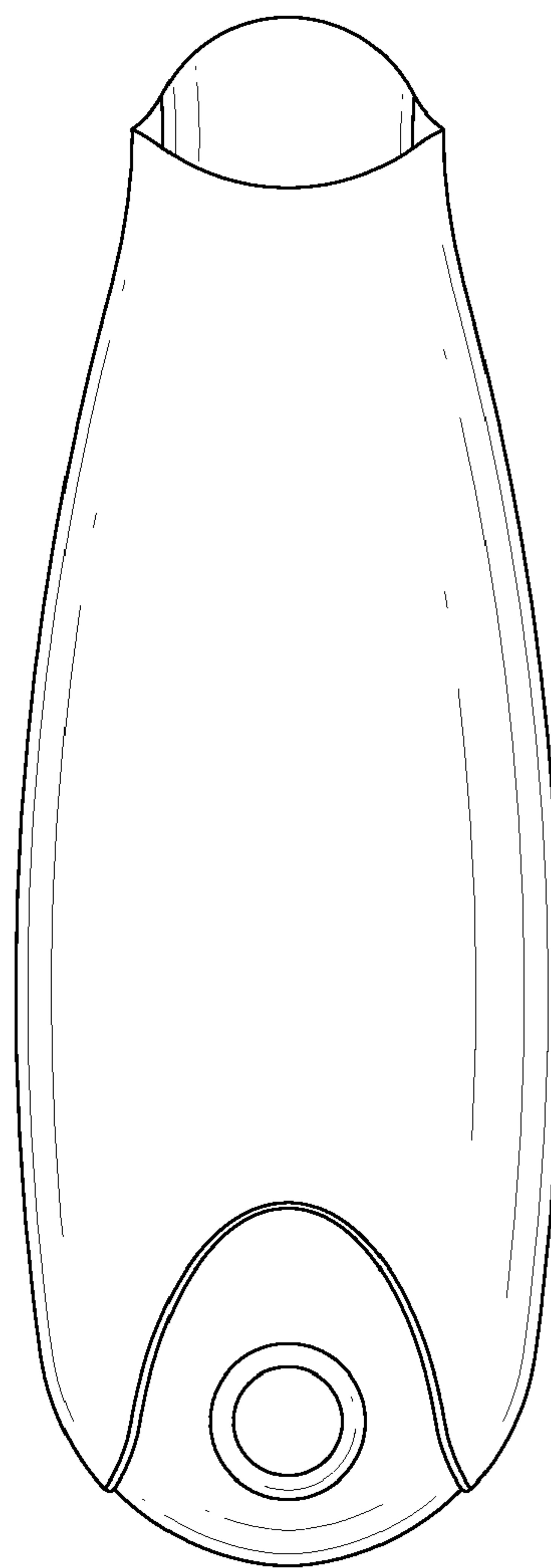


FIG. 3

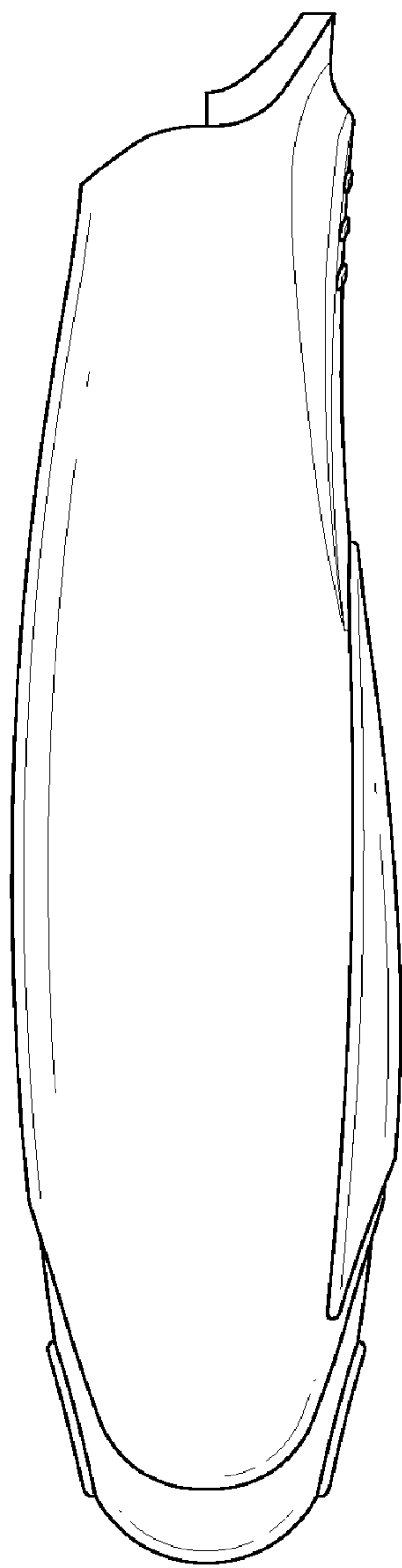


FIG. 4



FIG. 5

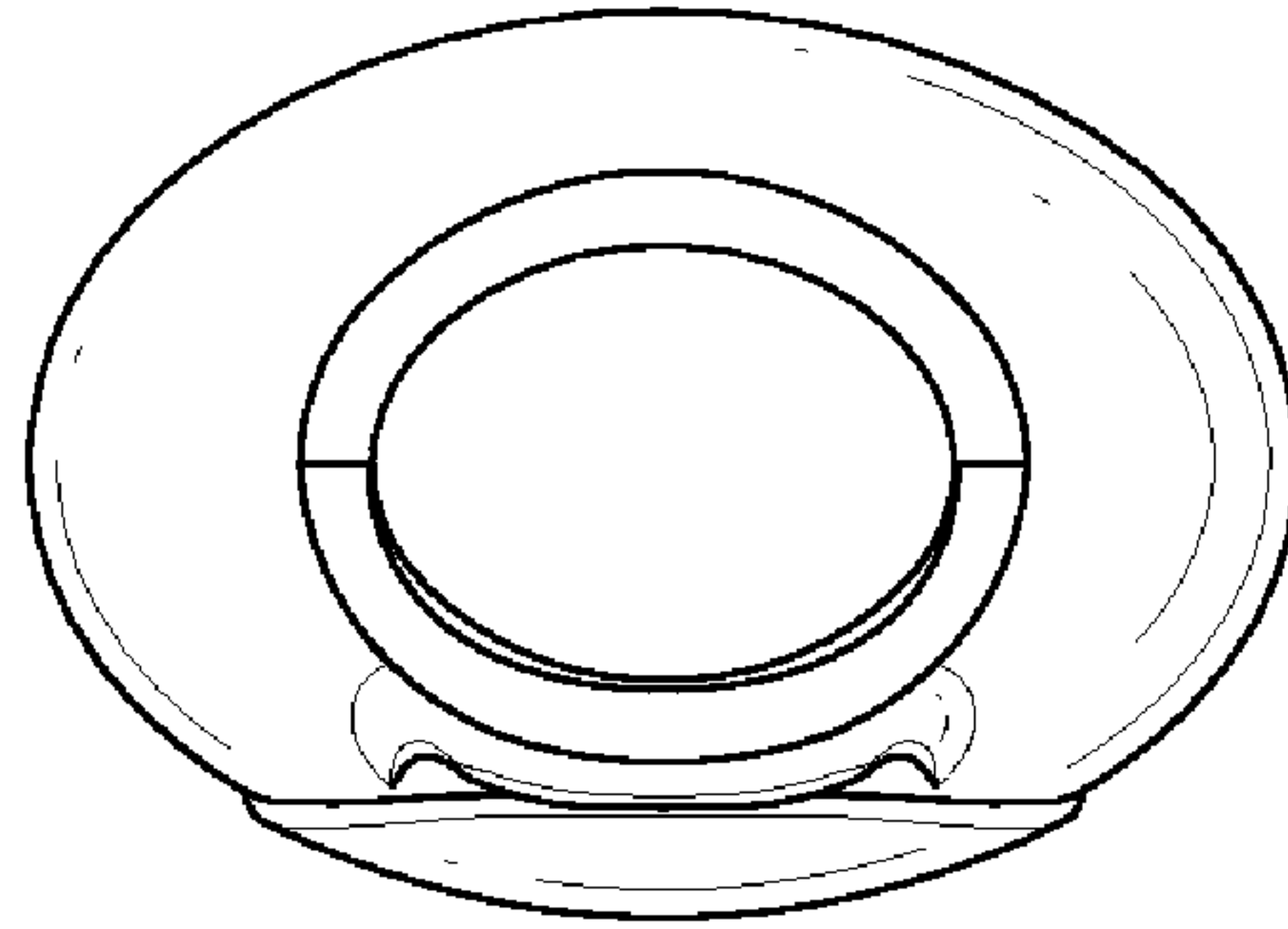


FIG. 6

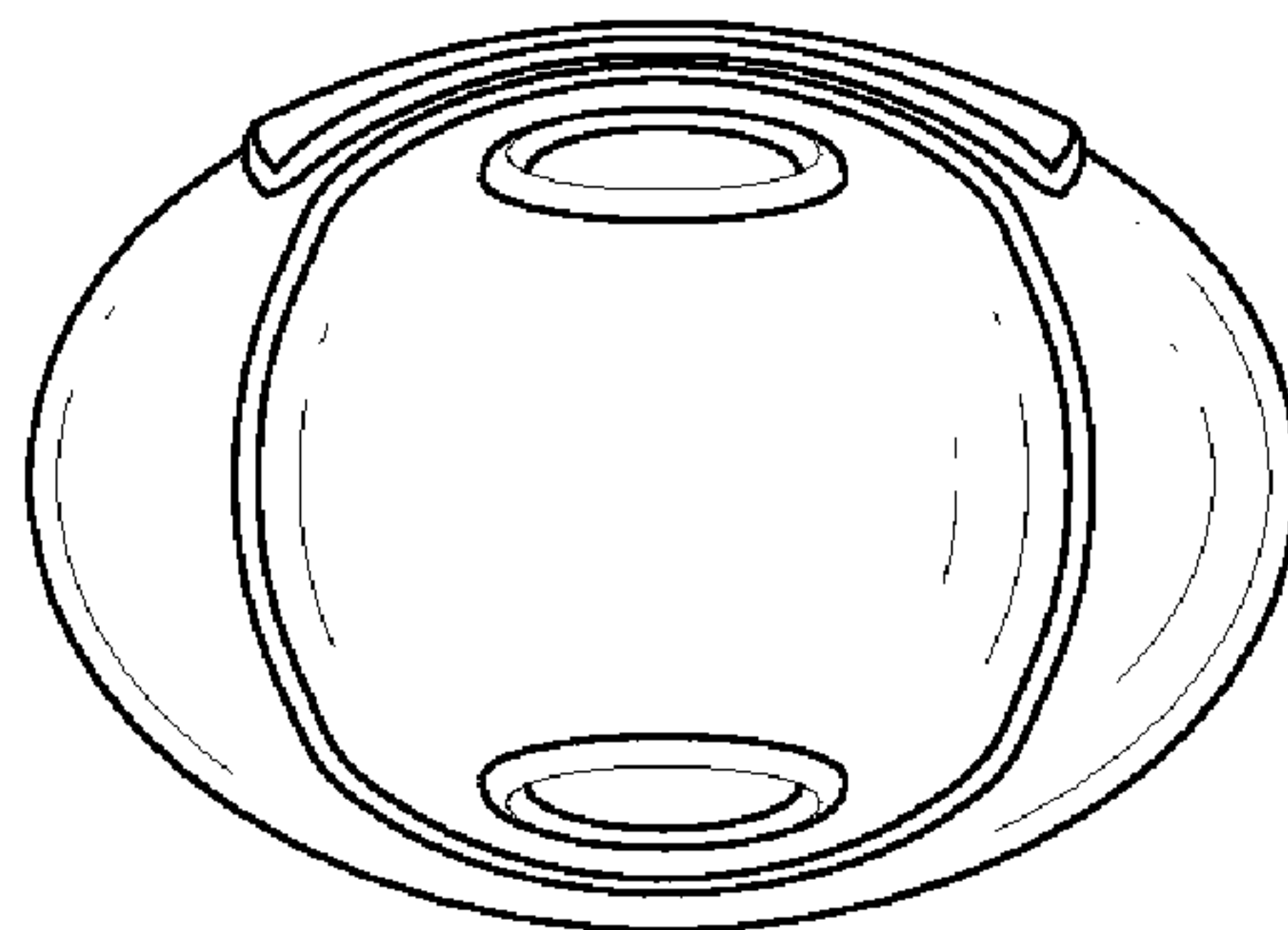


FIG. 7

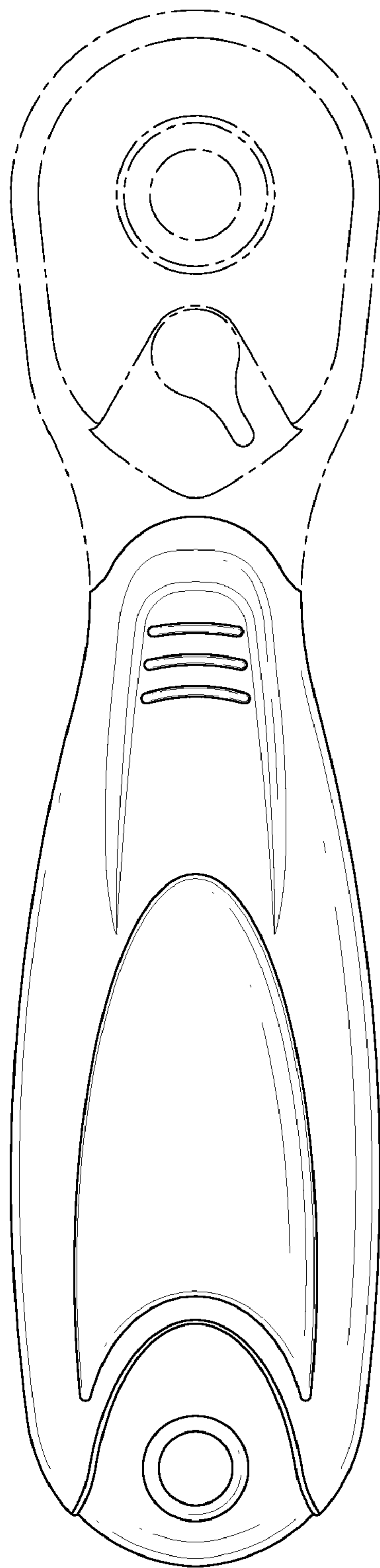


FIG. 8