



US00D572545S

(12) **United States Design Patent**  
**Grant et al.**

(10) **Patent No.:** **US D572,545 S**  
(45) **Date of Patent:** **\*\* Jul. 8, 2008**

(54) **INFLATABLE WINE CARRIER**

(76) Inventors: **Darrell L. Grant**, 2513 34th St., San Diego, CA (US) 92103; **Ronald E. K. McFee**, P.O. Box 1016, Lemon Grove, CA (US) 91046

(\*\*) Term: **14 Years**

(21) Appl. No.: **29/279,796**

(22) Filed: **May 8, 2007**

(51) **LOC (8) Cl.** ..... **07-01**

(52) **U.S. Cl.** ..... **D7/701; D3/276**

(58) **Field of Classification Search** ..... D7/701-708, D7/605-608, 619.1, 601; D3/296, 301; 2/455; 206/315.3, 522, 583, 591-594, 588, 433, 206/548; 383/97, 110, 113, 3, 2, 38, 121  
See application file for complete search history.

(56) **References Cited**

**U.S. PATENT DOCUMENTS**

4,240,556	A *	12/1980	Field	.....	206/522
4,428,484	A *	1/1984	Rattay et al.	.....	206/593
4,569,082	A	2/1986	Ainsworth		
4,681,225	A *	7/1987	Schuster	.....	206/594
D328,012	S *	7/1992	Mathews et al.	.....	D7/701
5,213,215	A *	5/1993	Prevot	.....	206/588
5,272,856	A	12/1993	Pharo		
5,413,221	A *	5/1995	Mizuno	.....	206/594
5,833,069	A	11/1998	Jones		
D402,809	S	12/1998	Bauman		
5,996,798	A	12/1999	Gessert		
6,053,317	A *	4/2000	Morris et al.	.....	206/433
6,220,702	B1 *	4/2001	Nakamura et al.	.....	206/594
6,520,333	B1	2/2003	Tschantz		
D513,558	S *	1/2006	Tagliati et al.	.....	D3/276
6,986,423	B2	1/2006	Peterse		
2002/0185403	A1	12/2002	Russo		

2003/0006162 A1 1/2003 Smith  
2006/0010588 A1 1/2006 Schuster  
2006/0151353 A1 7/2006 Wang  
2006/0185998 A1 8/2006 McGrail

\* cited by examiner

*Primary Examiner*—Terry A Wallace

(74) *Attorney, Agent, or Firm*—Stephen C. Beuerle; Procopio, Cory, Hargreaves & Savitch LLP

(57) **CLAIM**

The ornamental design for a inflatable wine carrier, as shown and described.

**DESCRIPTION**

FIG. 1 is a top perspective view of an embodiment of the inflatable wine carrier, and shows two bottles of wine stored in the inflatable wine carrier.

FIG. 2 is a bottom perspective view of the inflatable wine carrier, and shows two bottles of wine stored in the inflatable wine carrier.

FIG. 3 is a top plan view of the inflatable wine carrier.

FIG. 4 is a right side elevational view of the inflatable wine carrier, the left side elevational view being a mirror image of the right side elevational view.

FIG. 5 is a front elevational view of the inflatable wine carrier.

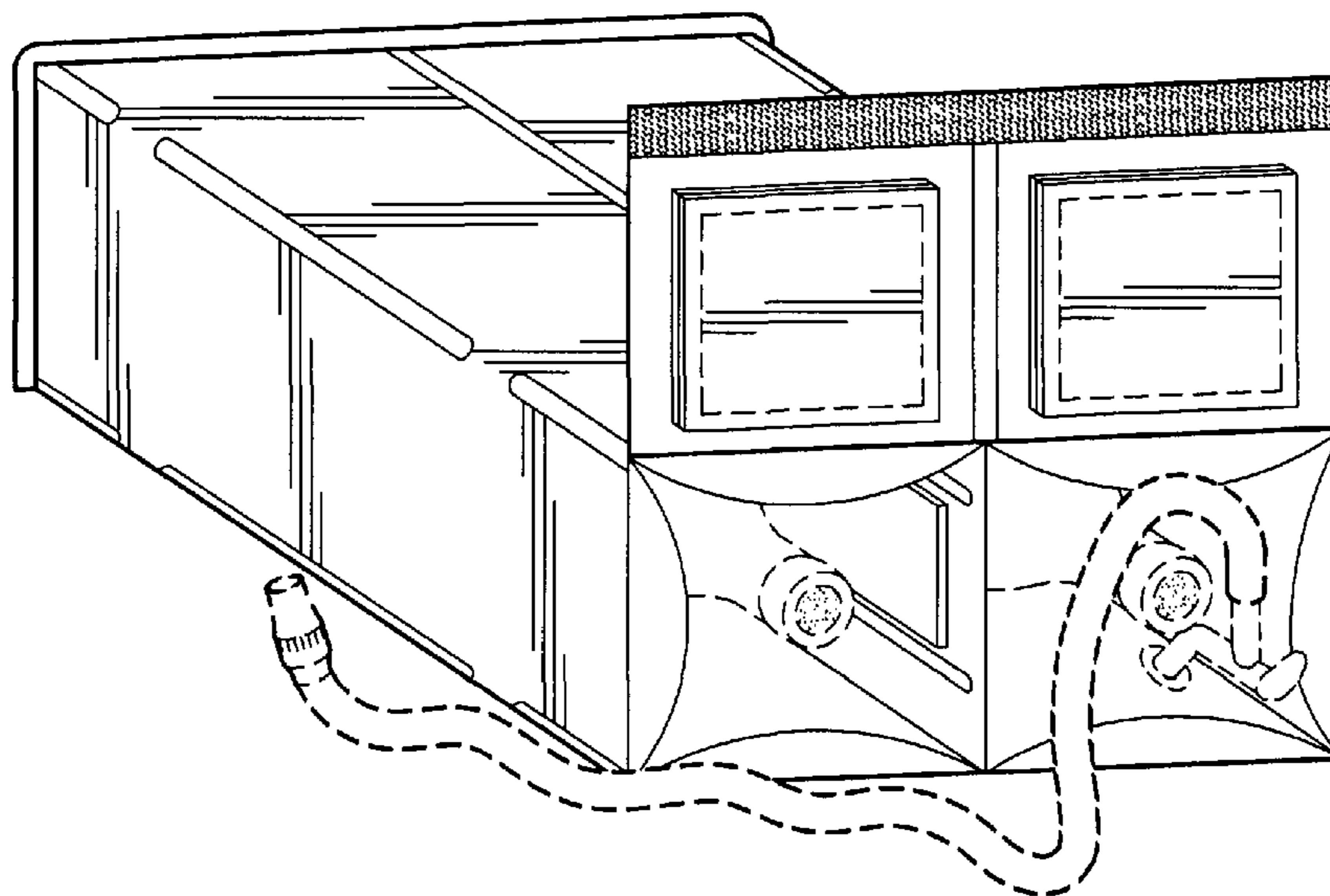
FIG. 6 is a bottom plan view of the inflatable wine carrier.

FIG. 7 is a cross-sectional view of the inflatable wine carrier taken along lines 7—7 of FIG. 3; and,

FIG. 8 is a rear elevational view of the inflatable wine carrier.

The broken lines shown in FIGS. 1-8 are included for the purpose of illustrating environmental elements only and form no part of the claimed design.

**1 Claim, 3 Drawing Sheets**



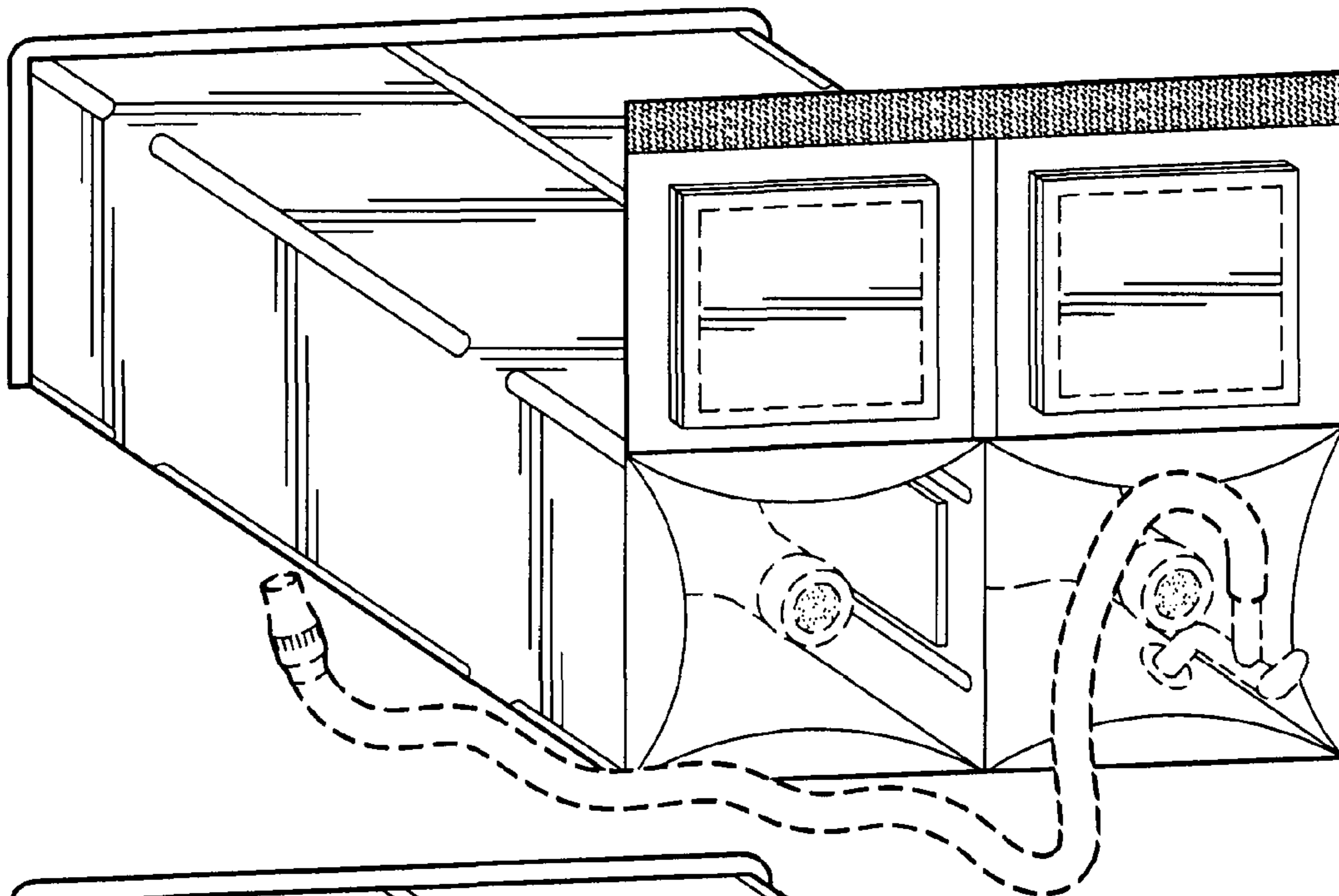


FIG. 1

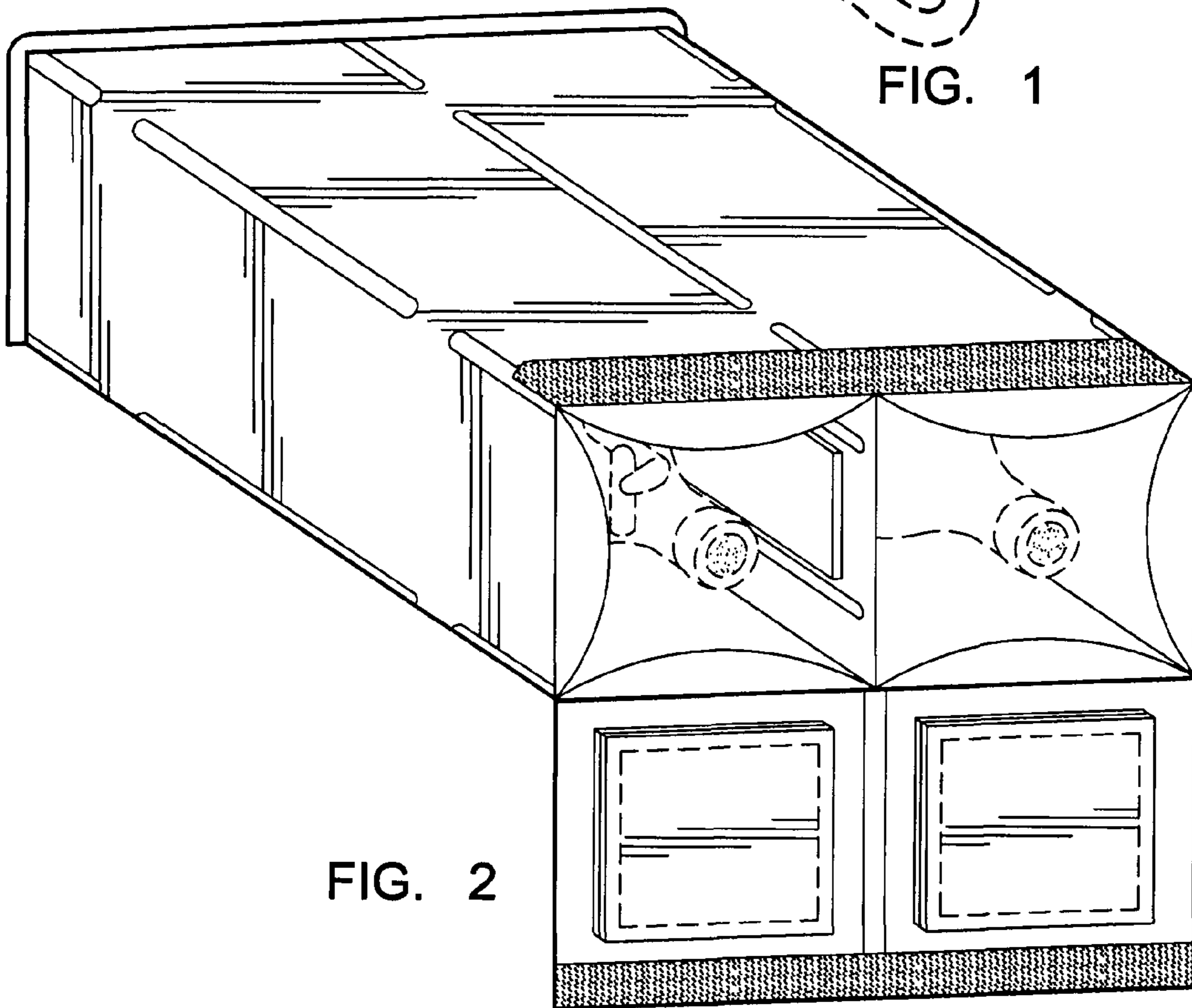


FIG. 2

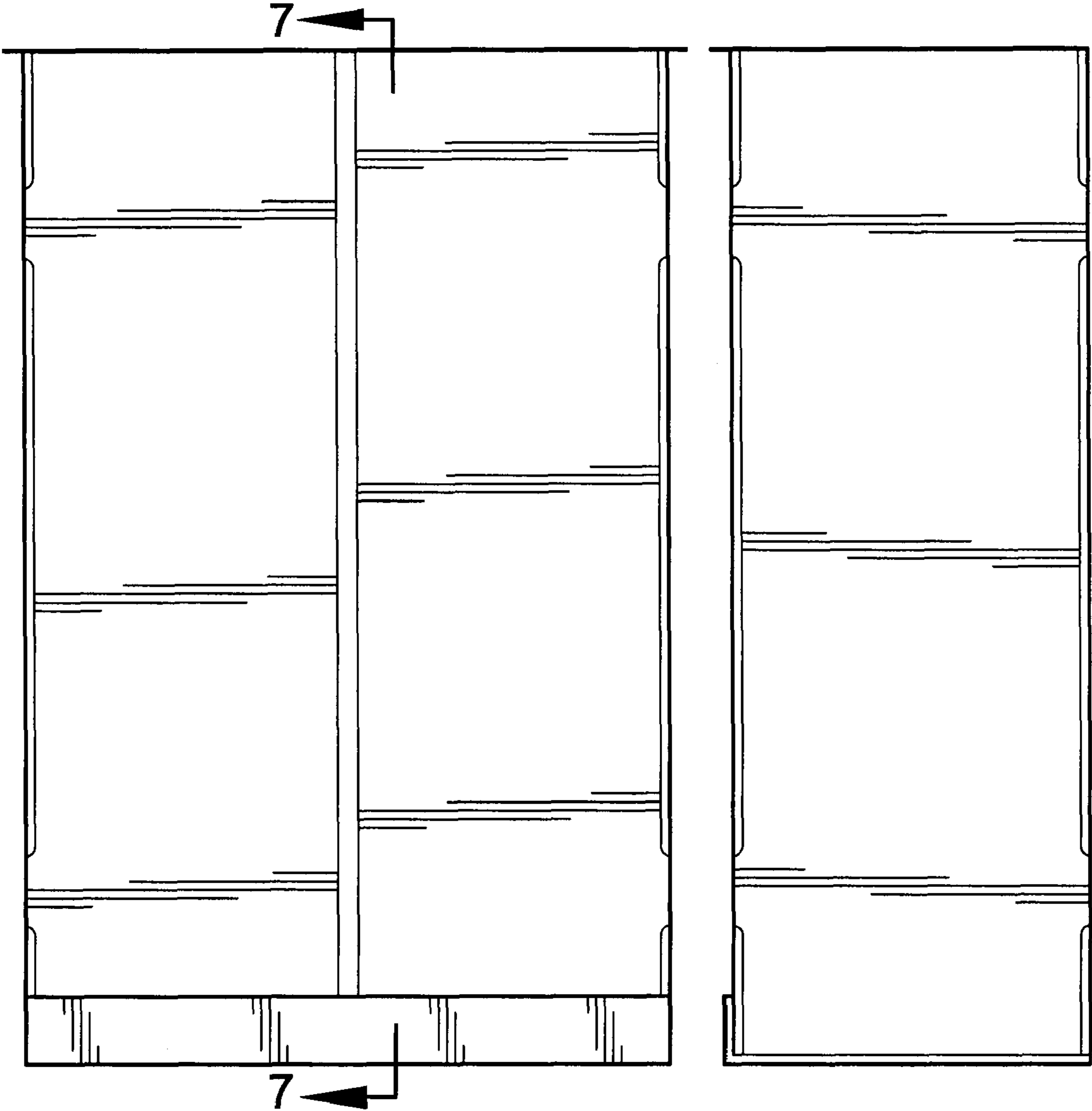


FIG. 3

FIG. 4




FIG. 5

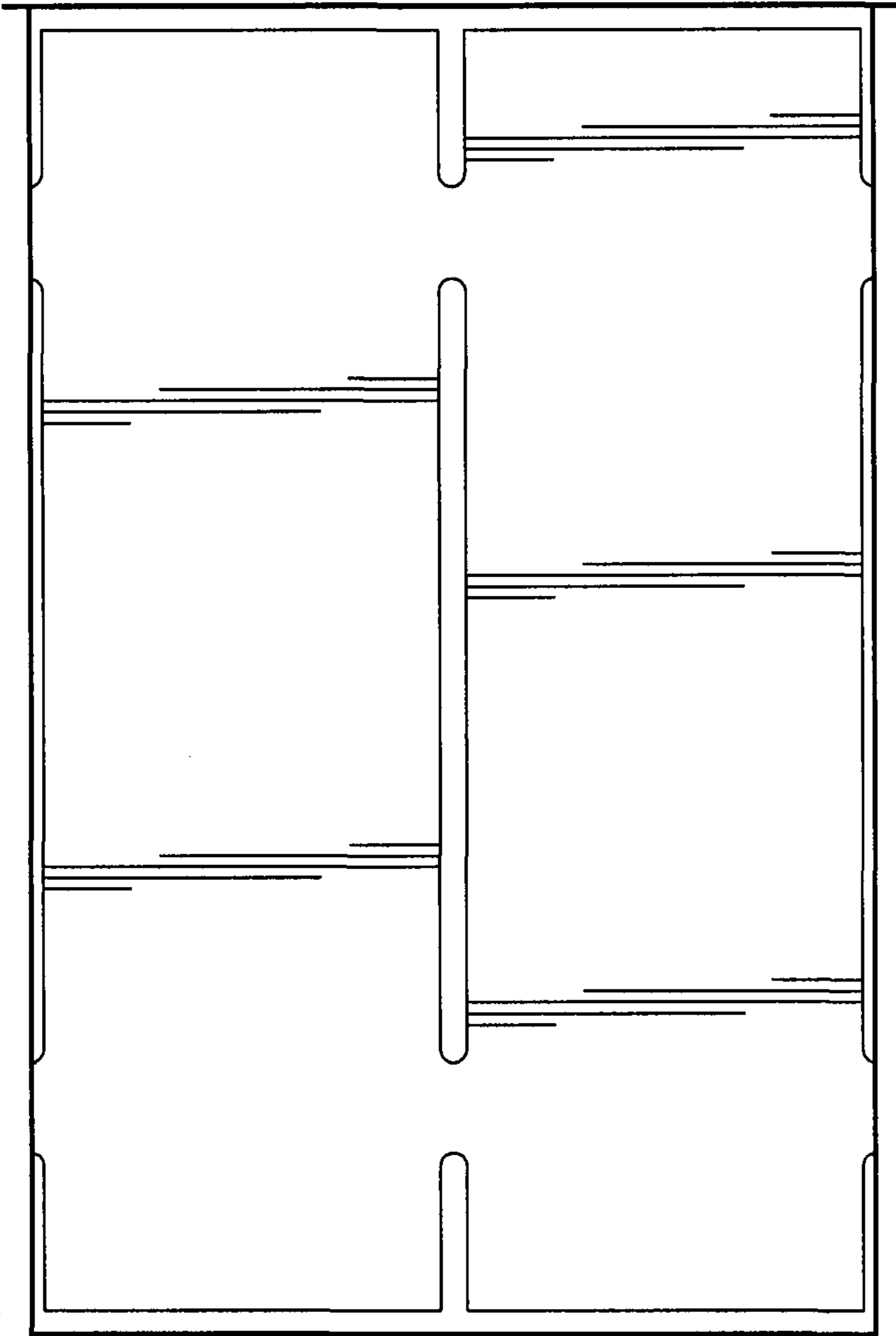


FIG. 6

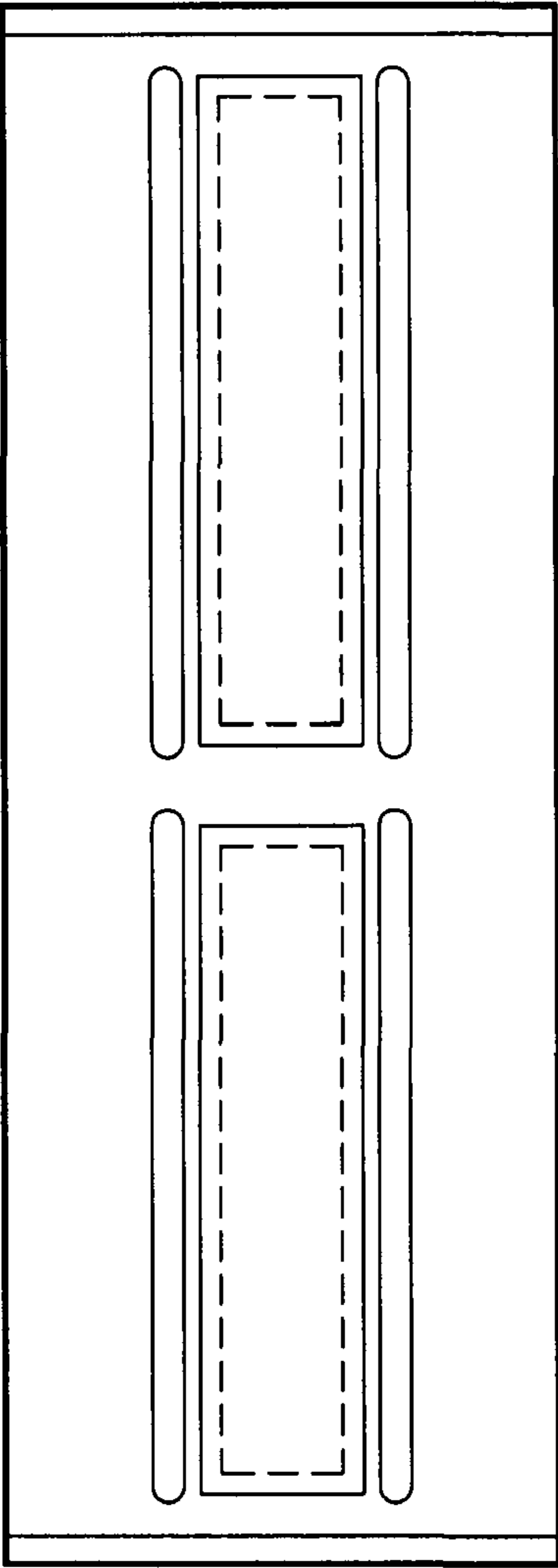


FIG. 7




FIG. 8