



US00D572542S

(12) **United States Design Patent**
Epstein

(10) **Patent No.:** **US D572,542 S**
(45) **Date of Patent:** **** Jul. 8, 2008**

(54) **UTILITY KNIFE**

D545,637 S * 7/2007 Curtin D7/650
D554,438 S * 11/2007 Ono D7/649

(75) Inventor: **Dennis L. Epstein**, Ridgefield, WA (US)

* cited by examiner

(73) Assignee: **Kai U.S.A., Ltd.**, Tualatin, OR (US)

Primary Examiner—Caron D. Veynar

(**) Term: **14 Years**

Assistant Examiner—Ricky Pham

(21) Appl. No.: **29/280,724**

(74) *Attorney, Agent, or Firm*—Seed IP Law Group PLLC

(22) Filed: **Jun. 5, 2007**

(57) **CLAIM**

(51) **LOC (8) Cl.** **07-03**

The ornamental design for a utility knife, as shown and described.

(52) **U.S. Cl.** **D7/649**

(58) **Field of Classification Search** D7/393,
D7/395, 401.2, 642–646, 649–653, 662–664,
D7/688, 695–696; D8/10, 36, 75, 80, 83,
D8/87, 98, 99, 102, 107, 300, 303; 30/123.5–123.7,
30/124–125, 128, 142, 143, 147–149, 169,
30/304, 316, 329, 340, 342–346, 353, 355,
30/394

DESCRIPTION

FIG. 1 is a back-side perspective view of a utility knife showing my new design.

See application file for complete search history.

FIG. 2 is a rear elevational view thereof.

FIG. 3 is a front elevational view thereof.

(56) **References Cited**

U.S. PATENT DOCUMENTS

5,572,794 A 11/1996 Kalbern
D403,559 S * 1/1999 Terenzio D7/650
6,044,566 A * 4/2000 Ries et al. 30/345
D466,764 S * 12/2002 Haythornthwaite et al. .. D7/643
D498,985 S 11/2004 Kerr et al.
D500,233 S * 12/2004 Overthun D7/650

FIG. 4 is a left side elevational view thereof.

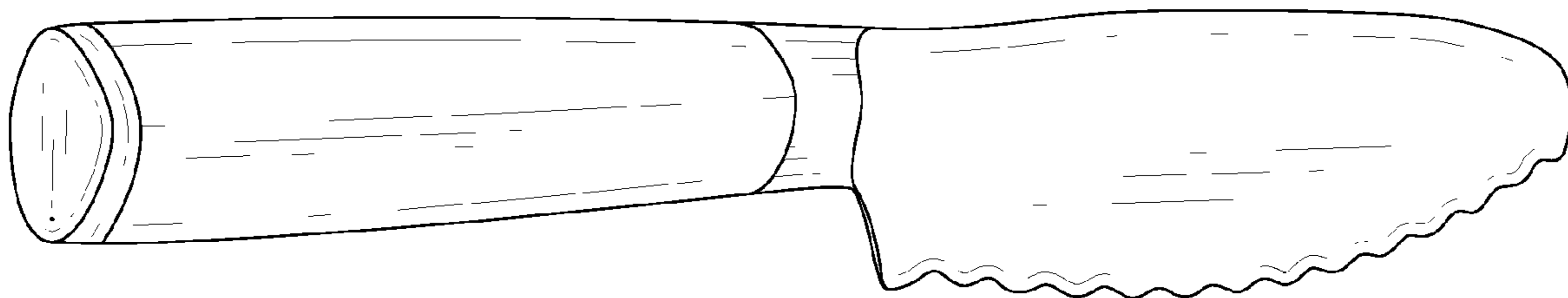
FIG. 5 is a right side elevational view thereof.

FIG. 6 is a bottom plan view thereof; and,

FIG. 7 is a top plan view thereof.

Stippling and shading lines shown in the drawings are intended to represent the approximate three-dimensional contour of the design, and are not intended to indicate surface decoration.

1 Claim, 4 Drawing Sheets



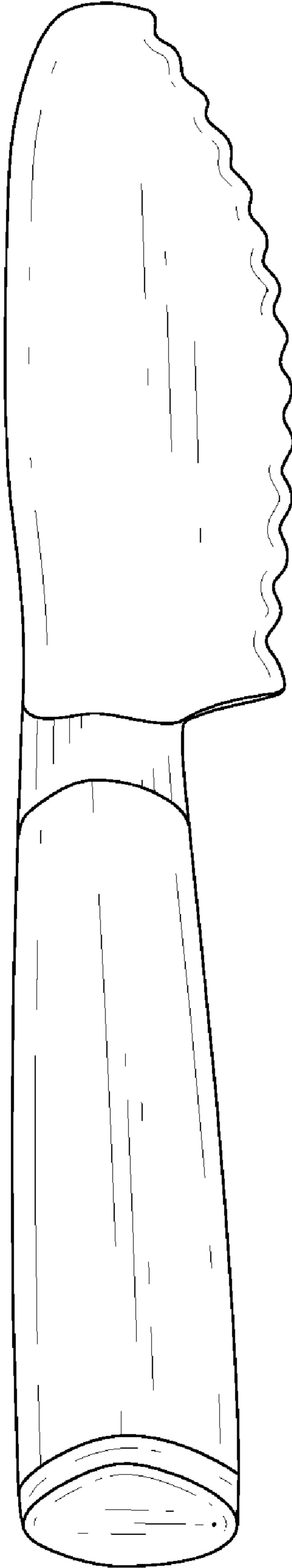


FIG. 1

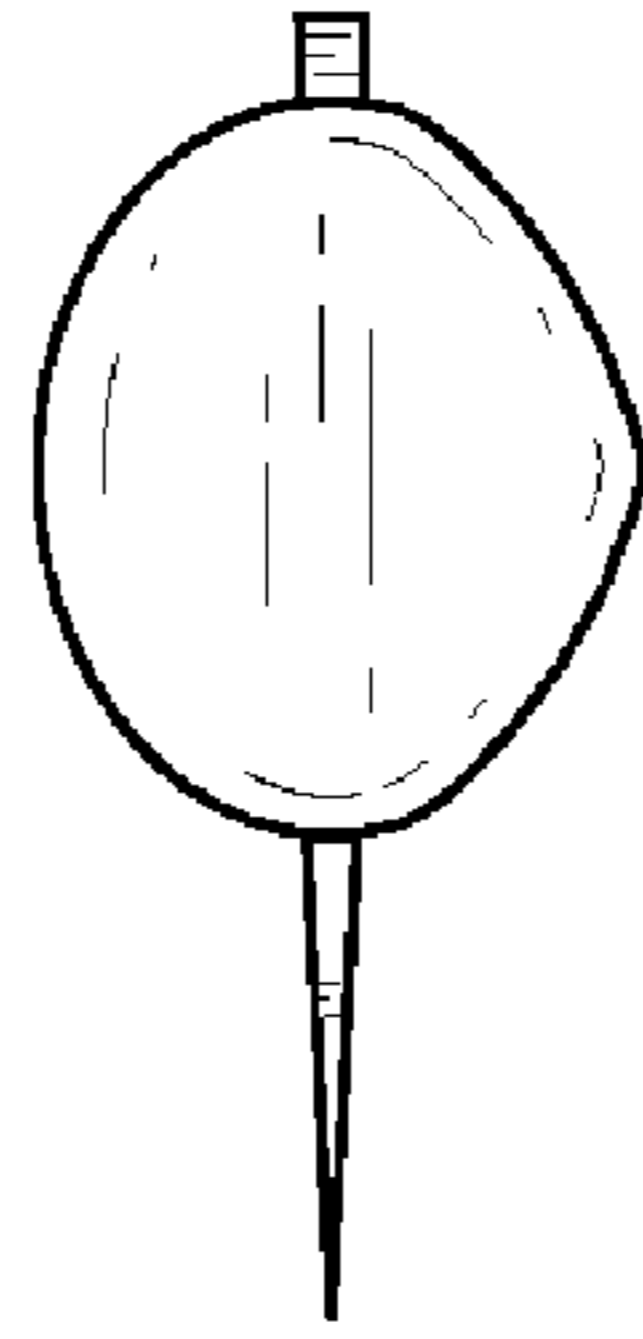


FIG. 2

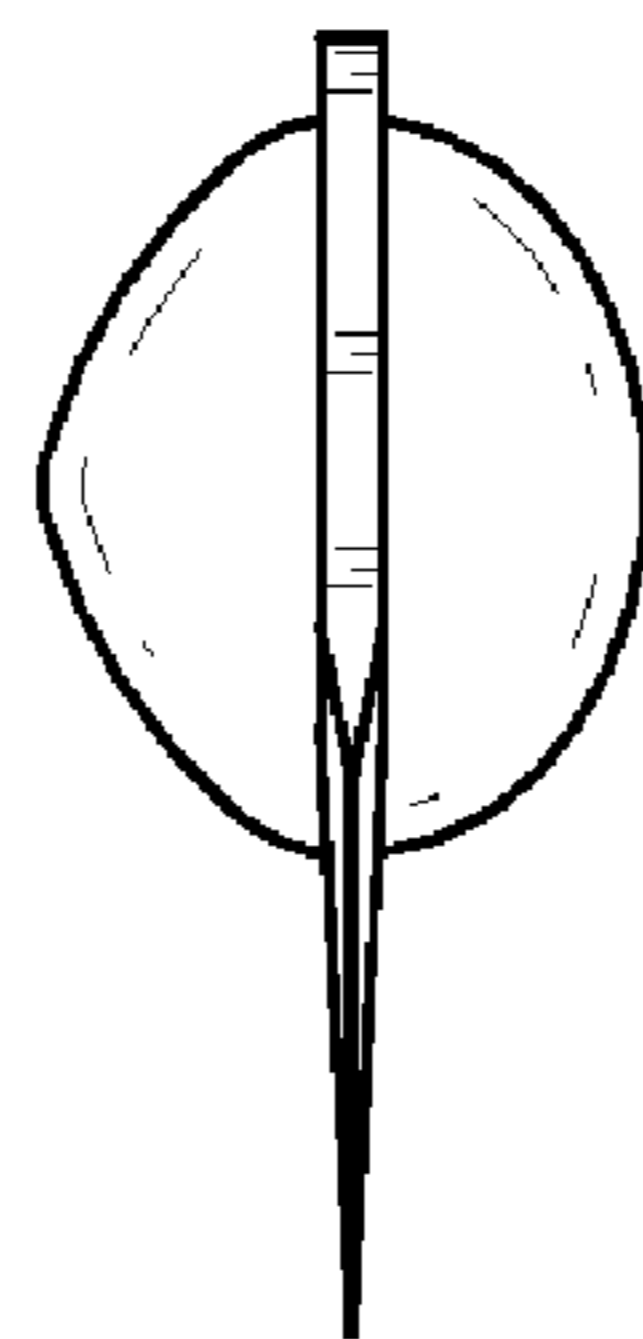


FIG. 3

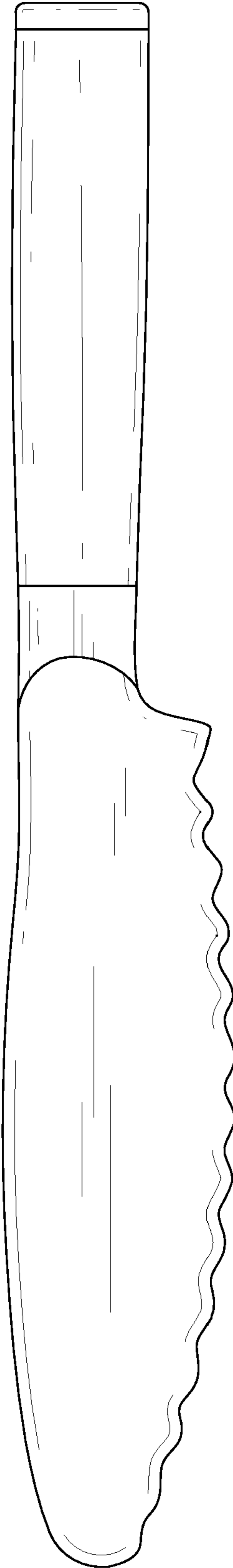


FIG. 4

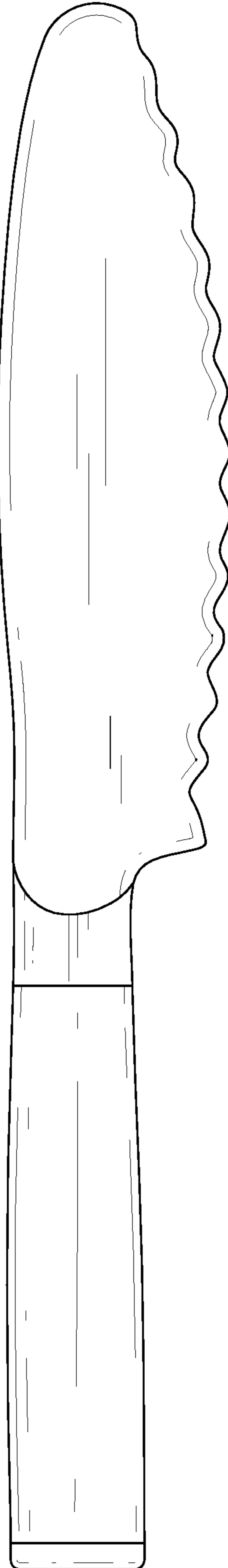


FIG. 5

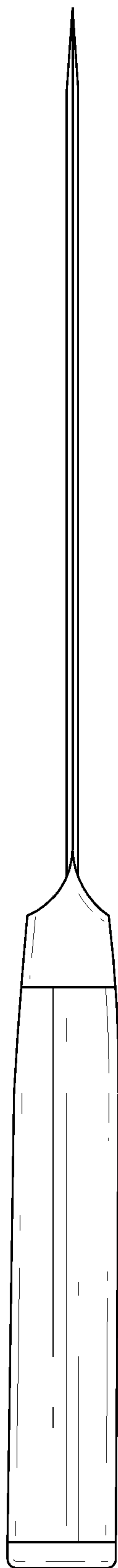


FIG. 6

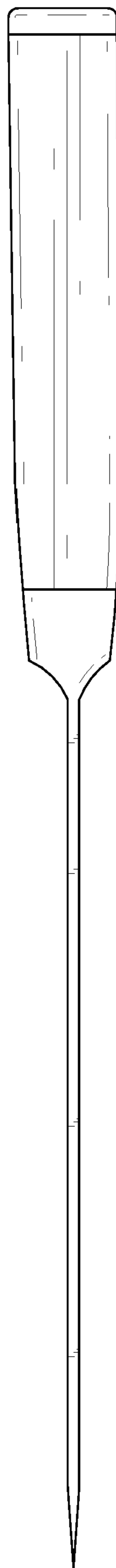


FIG. 7