



US00D572515S

(12) **United States Design Patent**
Wilczynski et al.

(10) **Patent No.:** **US D572,515 S**
(45) **Date of Patent:** **** Jul. 8, 2008**

(54) **WALL STOWAGE COMPARTMENT**

(75) Inventors: **Paul J. Wilczynski**, Seattle, WA (US);
William C. Quan, Redmond, WA (US)

(73) Assignee: **The Boeing Company**, Chicago, IL
(US)

(**) Term: **14 Years**

(21) Appl. No.: **29/278,763**

(22) Filed: **Apr. 9, 2007**

(51) **LOC (8) Cl.** **06-04**

(52) **U.S. Cl.** **D6/559**

(58) **Field of Classification Search** D6/552,
D6/559, 561, 396, 432, 445, 446; 52/177-181;
312/100, 204, 242-245; D12/345
See application file for complete search history.

(56) **References Cited**

U.S. PATENT DOCUMENTS

D421,196 S *	2/2000	Somers	D6/559
D497,069 S *	10/2004	Aisley et al.	D6/559
D557,542 S *	12/2007	Brandon	D6/559

* cited by examiner

Primary Examiner—Brian N Vinson

(74) *Attorney, Agent, or Firm*—Wildman, Harrold, Allen &
Dixon, LLP

(57) **CLAIM**

What is claimed is the ornamental design for a wall stowage compartment, as shown.

DESCRIPTION

FIG. 1 is a top view of one embodiment of a wall stowage compartment;

FIG. 2 is a bottom view of the wall stowage compartment of FIG. 1;

FIG. 3 is a front view of the wall stowage compartment of FIG. 1;

FIG. 4 is a back view of the wall stowage compartment of FIG. 1;

FIG. 5 is a left side view of the wall stowage compartment of FIG. 1;

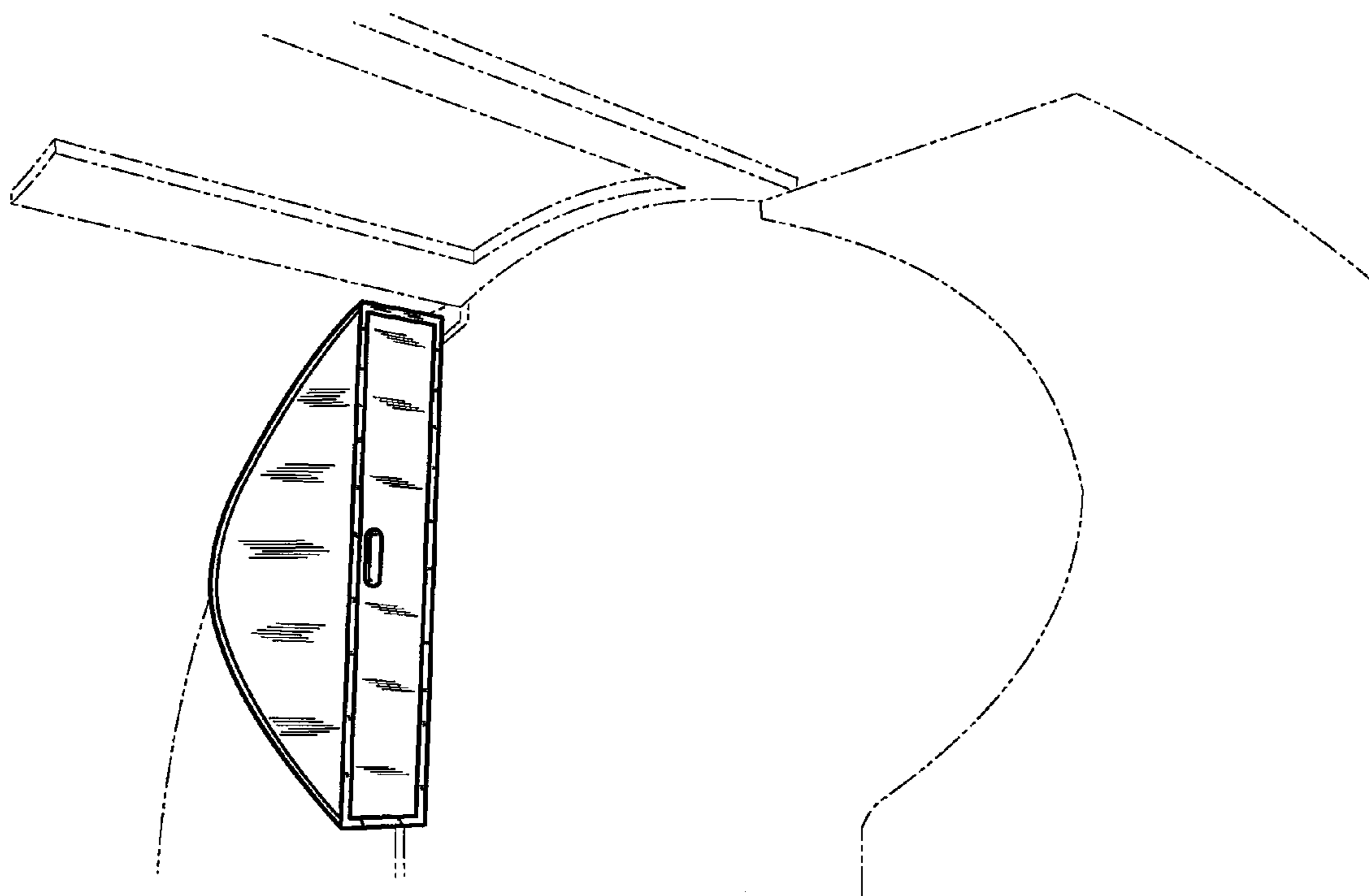
FIG. 6 is a right side view of the wall stowage compartment of FIG. 1;

FIG. 7 is a front-left-side perspective view of the wall stowage compartment of FIG. 1 in an aircraft with the compartment door in a closed position; and,

FIG. 8 is a front-left-side perspective view of the wall stowage compartment of FIG. 1 with the compartment door open.

The fragmentary broken-line disclosure of the aircraft interior is understood to be for illustrative purposes only and forms no part of the claimed design.

1 Claim, 5 Drawing Sheets






FIGURE 1




FIGURE 2

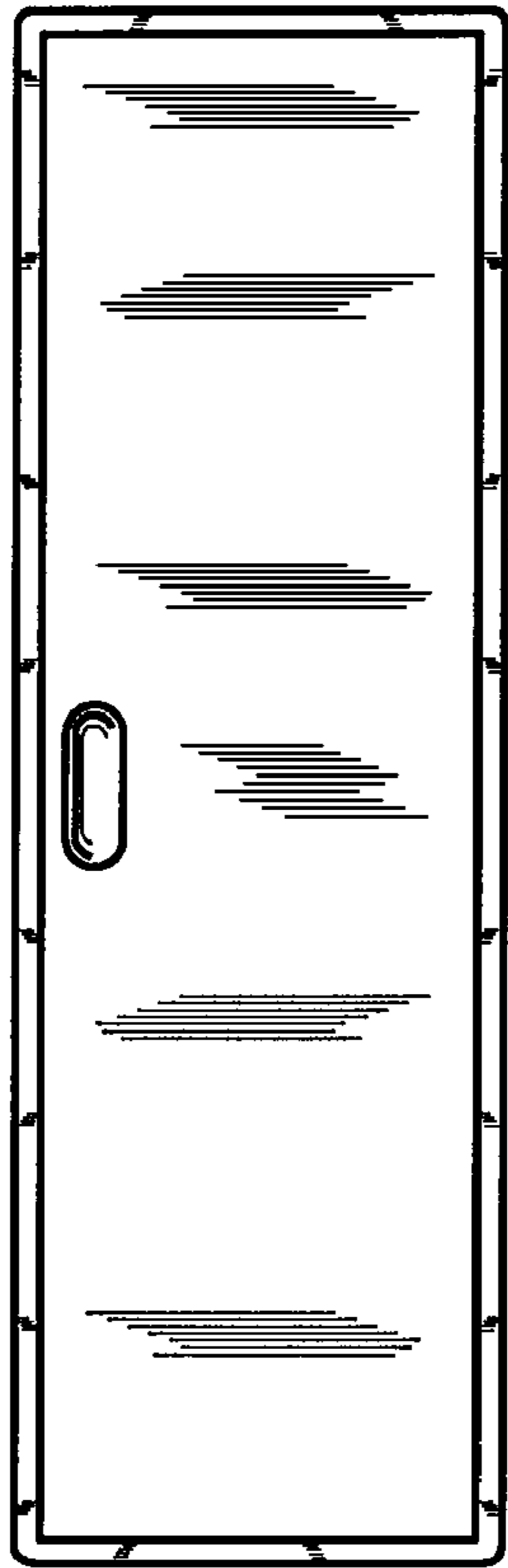


FIGURE 3




FIGURE 4

FIGURE 5

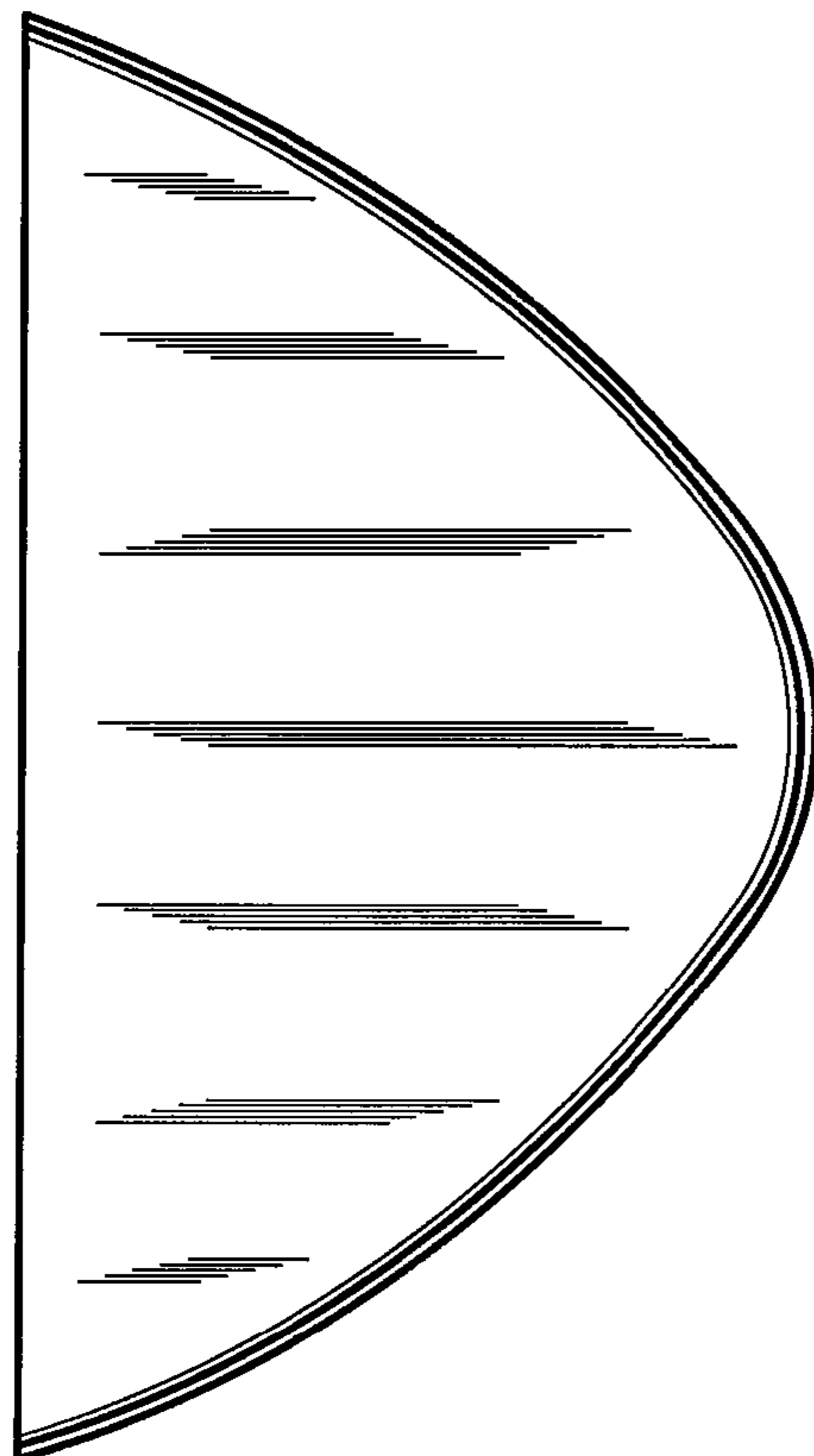



FIGURE 6

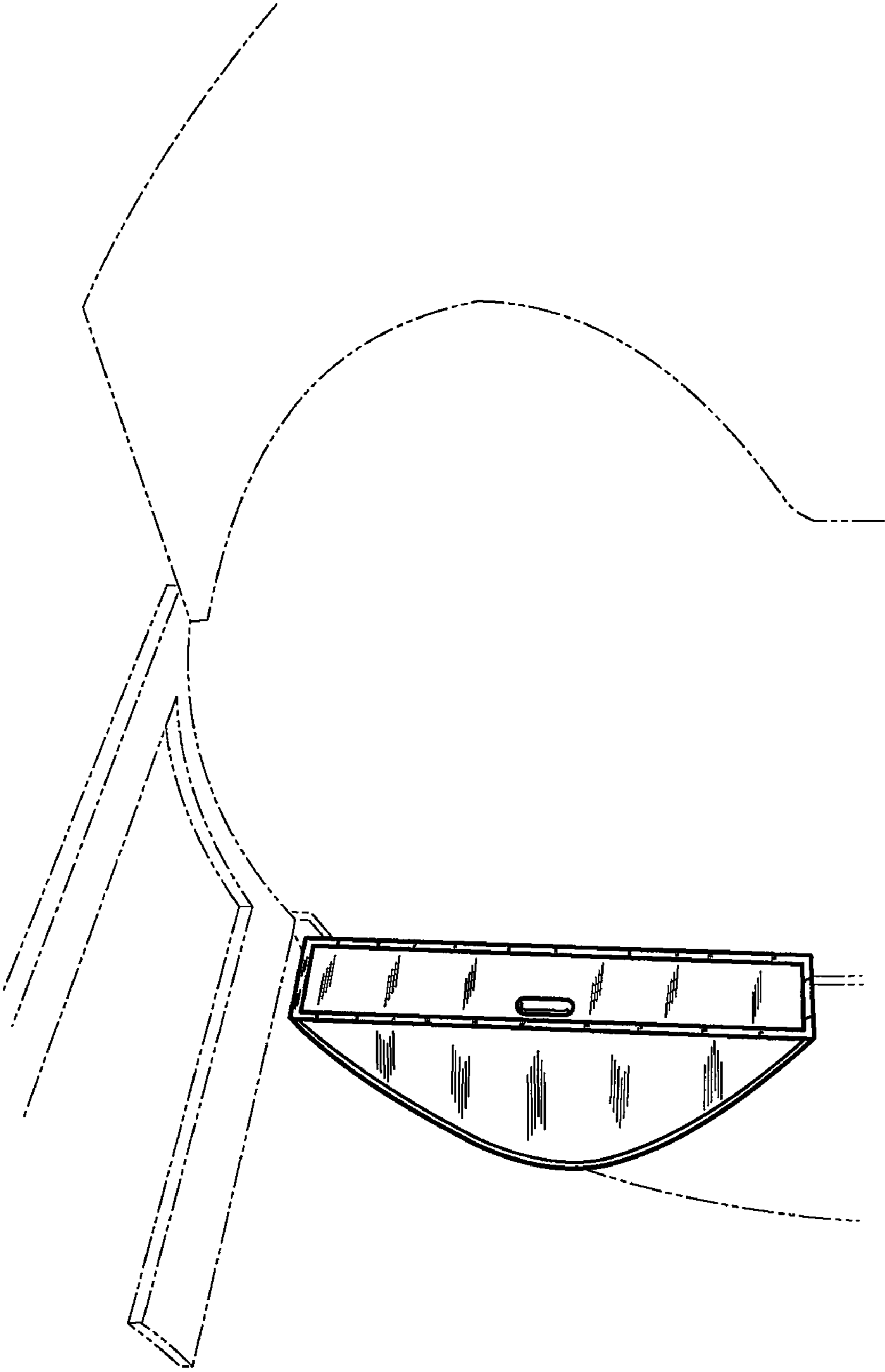


FIGURE 7

FIGURE 8

