



US00D572504S

(12) **United States Design Patent**
Machin

(10) **Patent No.:** **US D572,504 S**
(45) **Date of Patent:** **** Jul. 8, 2008**

(54) **TABLE**

(76) **Inventor:** **Glyn Peter Machin**, Haderslevvej 42,
Kolding (DK) 6000

(**) **Term:** **14 Years**

(21) **Appl. No.:** **29/279,727**

(22) **Filed:** **May 7, 2007**

(51) **LOC (8) Cl.** **06-03**

(52) **U.S. Cl.** **D6/482; D6/485**

(58) **Field of Classification Search** D6/480-489,
D6/495-499, 511, 451; 108/150, 153.1,
108/156, 157.1, 161; 248/188, 188.1, 188.8
See application file for complete search history.

(56) **References Cited**

U.S. PATENT DOCUMENTS

D256,408 S *	8/1980	Nakisbendi	D6/361
D262,171 S *	12/1981	Lustig	D6/484
D545,086 S *	6/2007	Turco-Rivas et al.	D6/485
D547,975 S *	8/2007	Lighthart	D6/482
D554,910 S *	11/2007	Krady	D6/485

OTHER PUBLICATIONS

Glyn Peter Machin, pending U.S. Appl. No. 29/279,725, filed May 7, 2007 entitled "Chaise Lounge".

Glyn Peter Machin, pending U.S. Appl. No. 29/279,726, filed May 7, 2007 entitled "Chaise Lounge".

* cited by examiner

Primary Examiner—Janice E. Seeger

(74) *Attorney, Agent, or Firm*—Heslin Rothenberg Farley & Mesiti P.C.

(57) **CLAIM**

The ornamental design for a table, as shown and described.

DESCRIPTION

FIG. 1 is perspective view of a table comprising my new design;


FIG. 2 is a left side elevational view thereof, a right side elevational view being a mirror image thereof;

FIG. 3 is a front elevational view thereof;

FIG. 4 is a rear elevational view thereof; and,

FIG. 5 is a top view thereof.

1 Claim, 4 Drawing Sheets



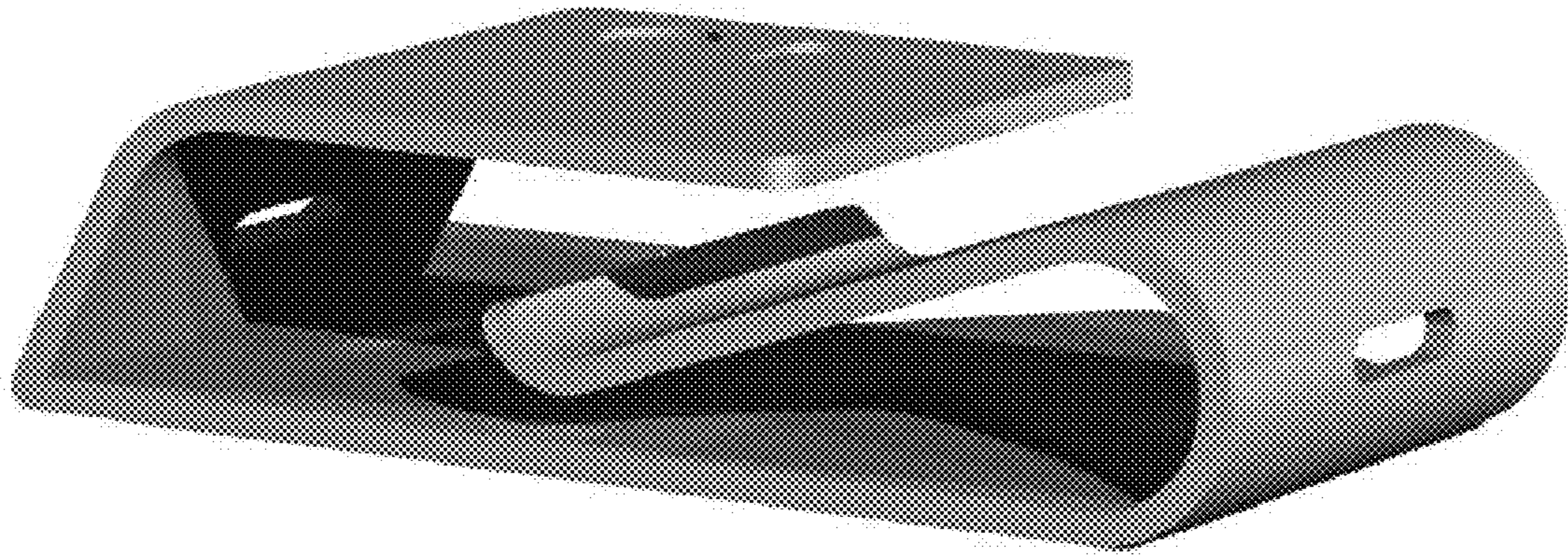


Fig. 1




Fig. 2




Fig. 3



Fig. 4




Fig. 5