



US00D572503S

(12) **United States Design Patent**
White

(10) **Patent No.:** **US D572,503 S**

(45) **Date of Patent:** **** Jul. 8, 2008**

(54) **CORNER WINE BAR**

(75) Inventor: **Jeffrey White**, Naples, FL (US)

(73) Assignee: **Boltz, LLC**, Conway, AR (US)

(**) Term: **14 Years**

(21) Appl. No.: **29/283,594**

(22) Filed: **Aug. 17, 2007**

(51) **LOC (8) Cl.** **06-04**

(52) **U.S. Cl.** **D6/465**

(58) **Field of Classification Search** D6/630,
D6/465, 467, 468, 449, 407, 629, 450, 453,
D6/462-466, 488; 206/307, 307.1, 308.1,
206/315.9; 211/40, 113, 187, 49.1, 41.1,
211/41.2, 41.12, 186, 181.1, 133.1, 133.2,
211/126.9; 312/9.1, 9.55, 9.64, 117, 71;
108/136; D7/701, 707, 708

See application file for complete search history.

(56) **References Cited**

U.S. PATENT DOCUMENTS

5,553,707	A *	9/1996	Lion	206/315.9
5,984,115	A *	11/1999	Koestenblatt et al.	211/40
6,006,929	A *	12/1999	Leonard	211/113
D435,189	S *	12/2000	Mok	D6/630
6,311,856	B2 *	11/2001	Battaglia et al.	211/187
D509,983	S *	9/2005	Kwok	D6/630

2002/0130094 A1* 9/2002 Keen 211/49.1

* cited by examiner

Primary Examiner—Caron D. Veynar

Assistant Examiner—Sydney R Buffalow

(74) *Attorney, Agent, or Firm*—Hanley, Flight & Zimmerman
LLC

(57) **CLAIM**

The ornamental design for a “corner wine bar,” as shown and described.

DESCRIPTION

FIG. 1 is a front perspective view of a corner wine bar showing my new design;

FIG. 2 is a front elevational view of the corner wine bar of FIG. 1;

FIG. 3 is a rear elevational view of the corner wine bar of FIG. 1;

FIG. 4 is a left elevational view of the corner wine bar of FIG. 1;


FIG. 5 is a right elevational view of the corner wine bar of FIG. 1;

FIG. 6 is a plan view of the corner wine bar of FIG. 1; and,

FIG. 7 is a bottom side view of the corner wine bar of FIG. 1.

The broken lines are for the illustrative purposes only and form no part of the claimed design.

1 Claim, 6 Drawing Sheets






FIG. 1

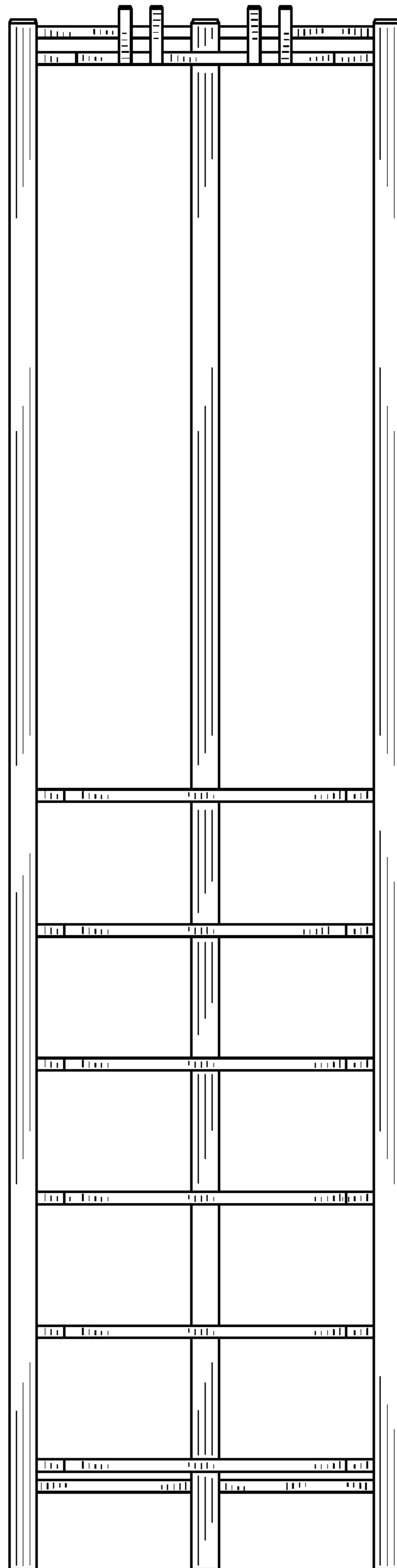


FIG. 2

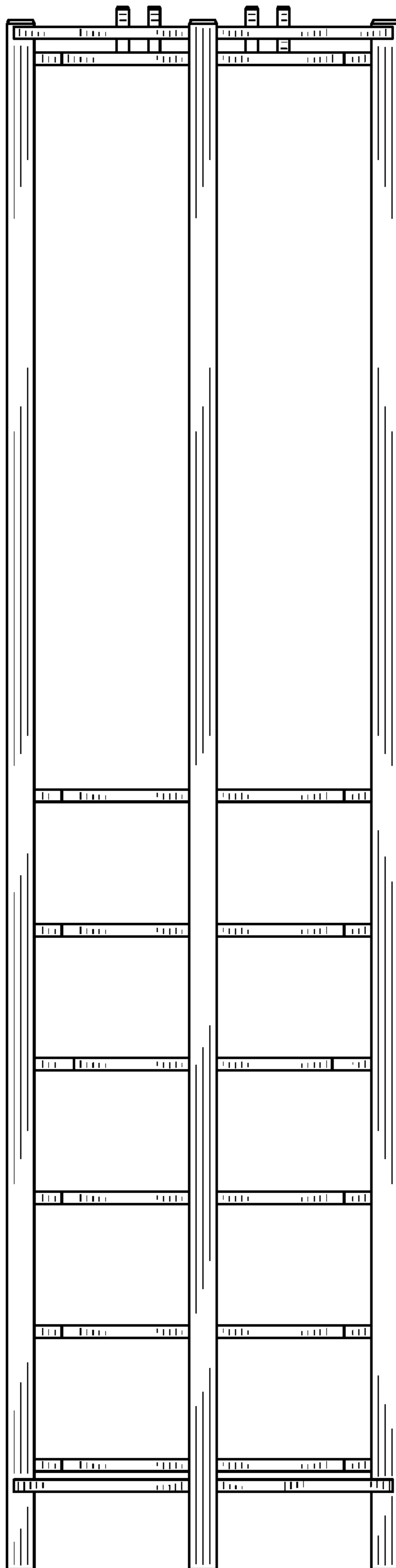


FIG. 3

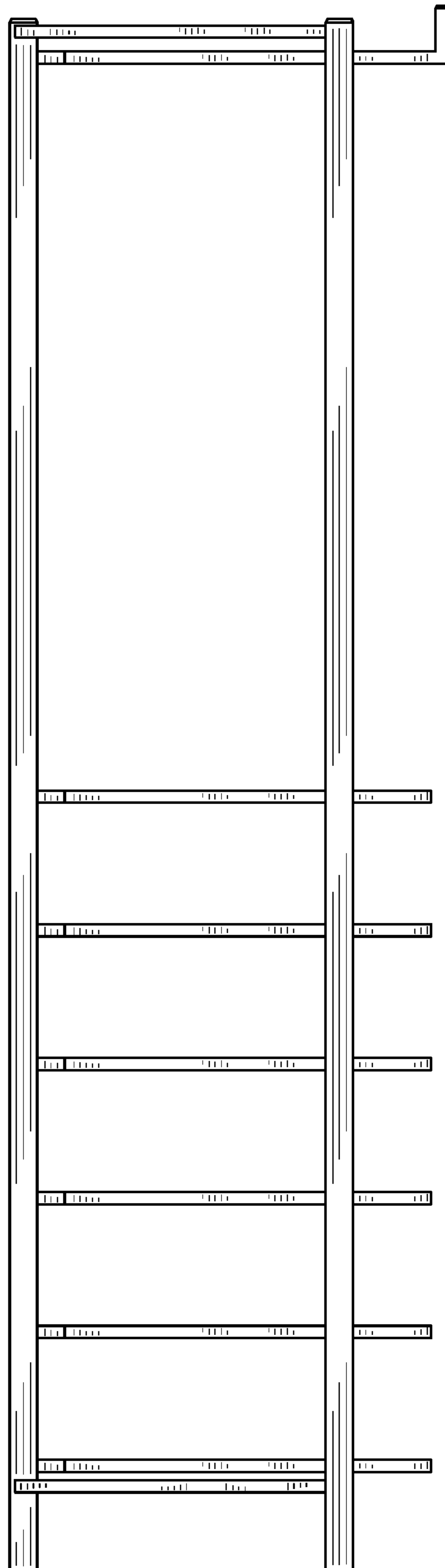


FIG. 4

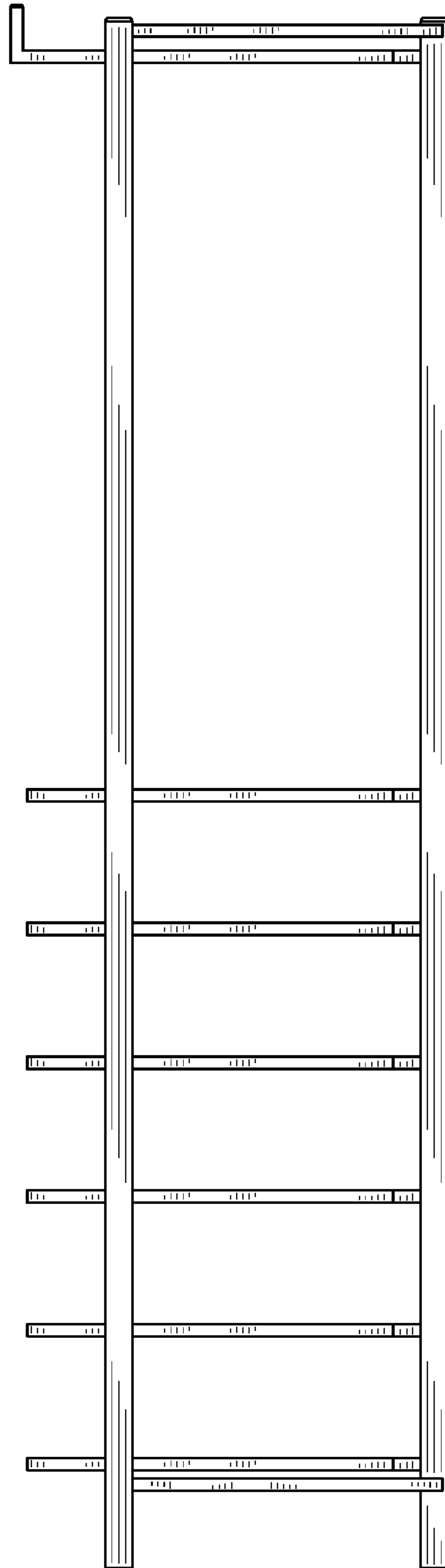


FIG. 5

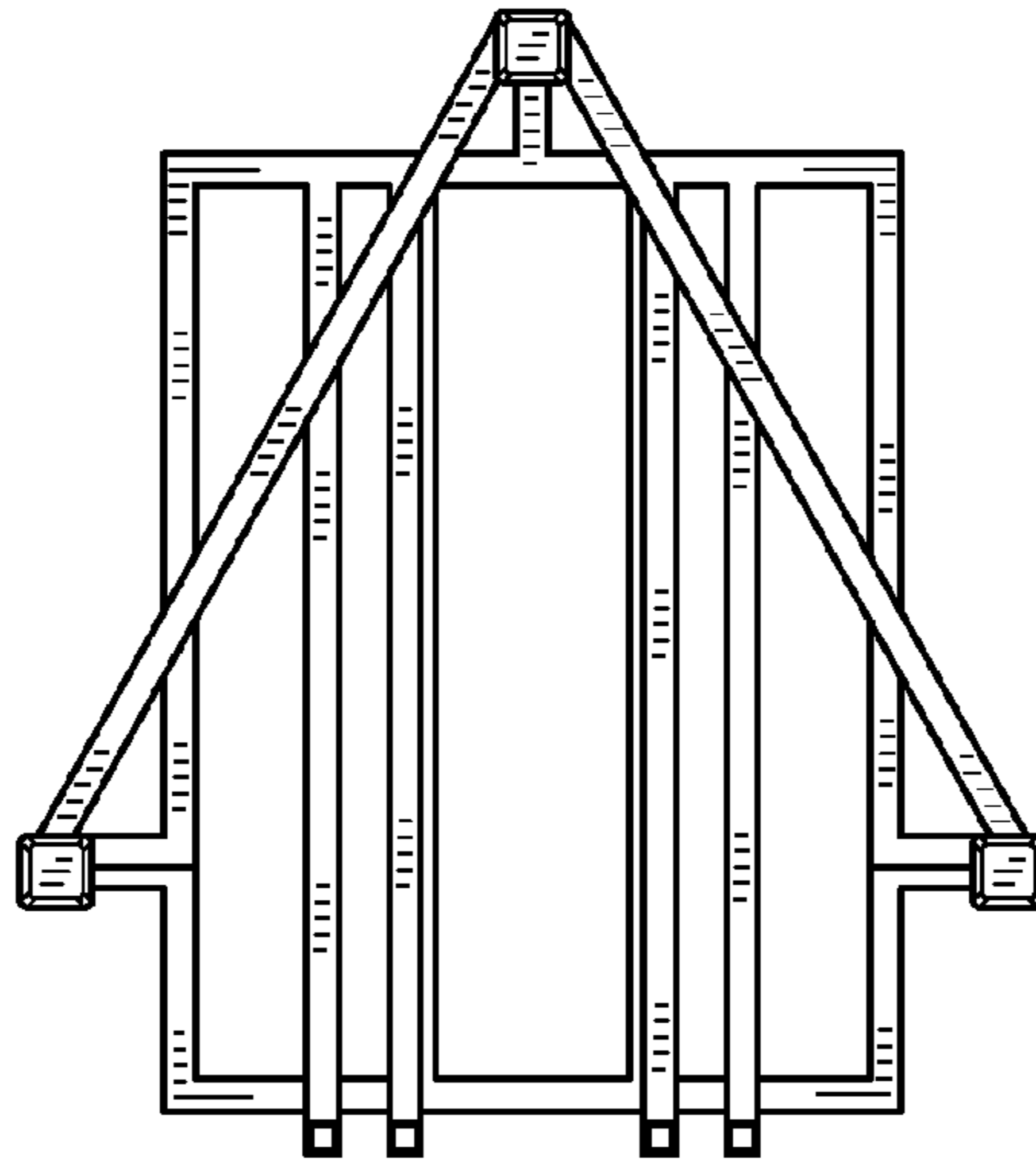


FIG. 6

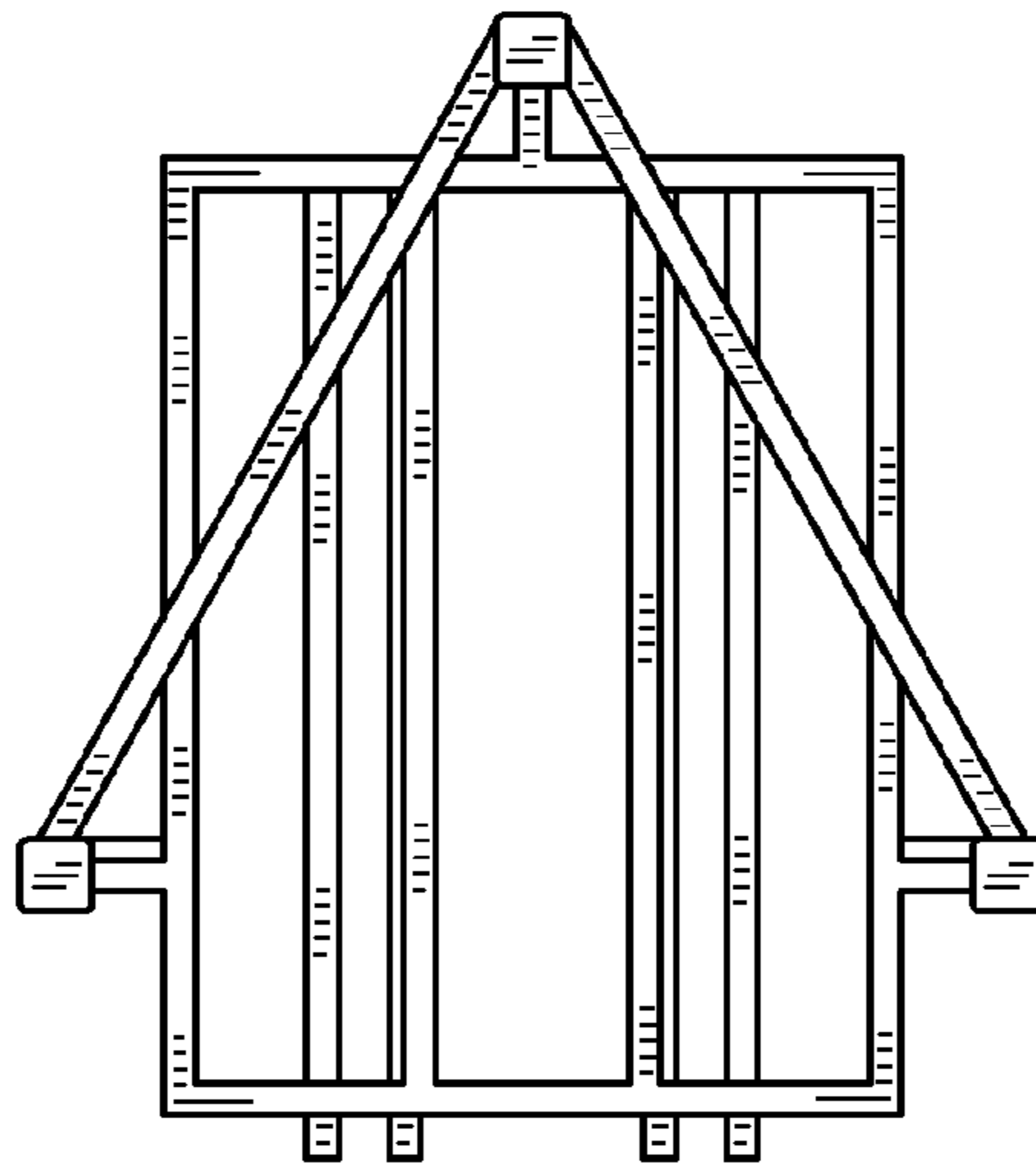


FIG. 7