



US00D572486S

(12) **United States Design Patent**  
**Lamason et al.**

(10) **Patent No.:** **US D572,486 S**  
(45) **Date of Patent:** **\*\* Jul. 8, 2008**

(54) **HANDLE FOR AN ELECTRIC TOOTHBRUSH**

D453,626 S \* 2/2002 Greene ..... D4/101  
D454,695 S \* 3/2002 Greene ..... D4/101

(75) Inventors: **Simon J. Lamason**, Utrecht (NL);  
**Wolter F. Benning**, Seattle, WA (US)

**FOREIGN PATENT DOCUMENTS**

(73) Assignee: **Koninklijke Philips Electronics N.V.**,  
Eindhoven (NL)

DE 3628668 A1 \* 3/1988  
KR 30-03163390001 S \* 5/2003

(\*\*) Term: **14 Years**

\* cited by examiner

*Primary Examiner*—Cathron Brooks  
*Assistant Examiner*—Lavone D Tabor

(21) Appl. No.: **29/220,232**

(57) **CLAIM**

(22) Filed: **Dec. 28, 2004**

The ornamental design for a handle for an electric toothbrush,  
as shown.

(51) **LOC (8) Cl.** ..... **28-03**

(52) **U.S. Cl.** ..... **D4/101; D4/108**

(58) **Field of Classification Search** ..... D4/101,  
D4/104–112, 132–134, 138; 15/21.1, 22.1,  
15/22.2, 23–25, 28, 29, 143.1, 145, 167.1,  
15/167.2, 176.1, 176.2; 132/308, 309, 311;  
D8/61, 62, 107; 81/57.11, 57.14, 57.3; 16/430  
See application file for complete search history.

**DESCRIPTION**

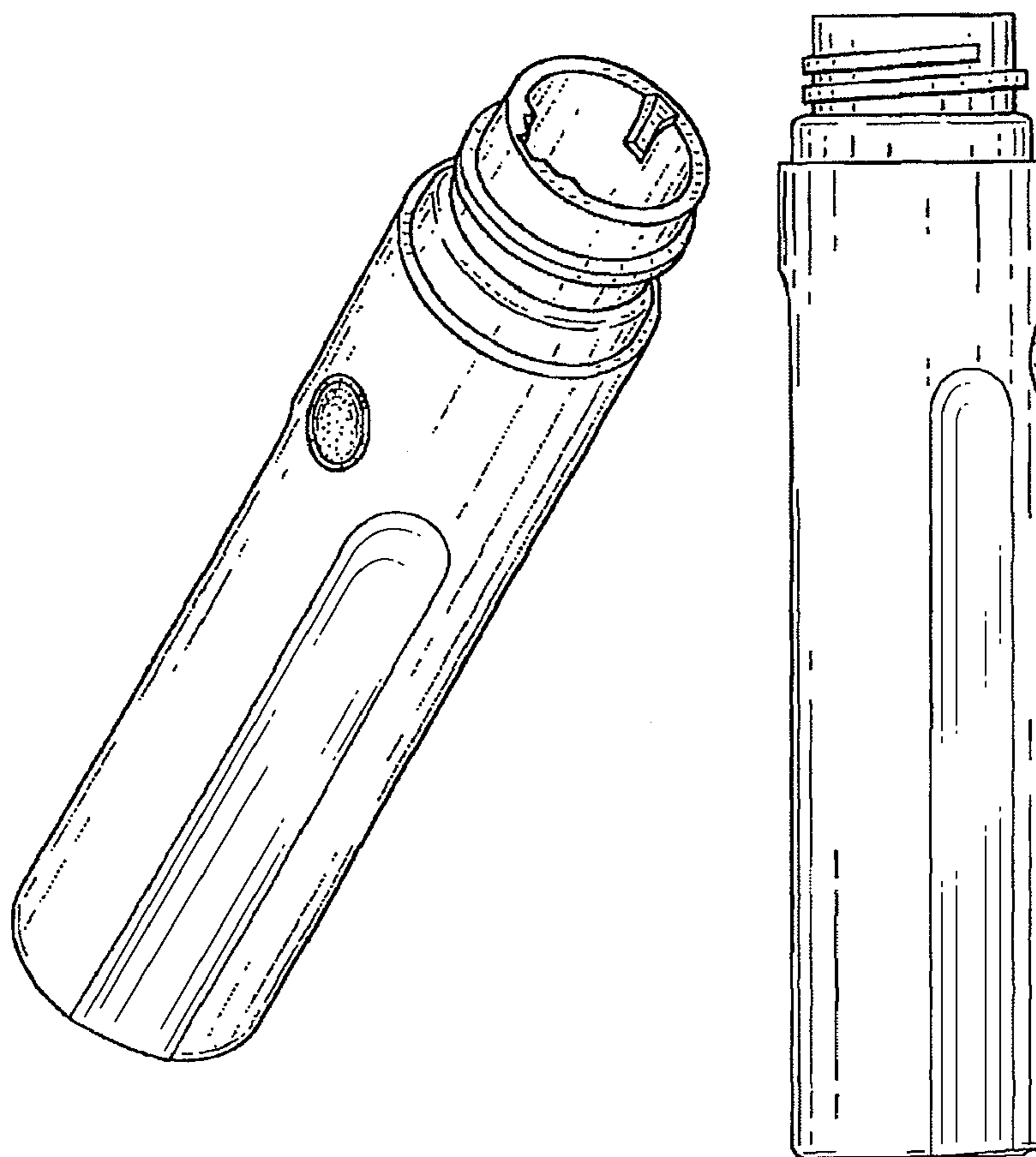
FIG. 1 is a perspective view showing our design;  
FIG. 2 is a front view thereof;  
FIG. 3 is a rear view thereof;  
FIG. 4 is a left side view thereof;  
FIG. 5 is a right view thereof;  
FIG. 6 is a top view thereof; and,  
FIG. 7 is a bottom view thereof.

(56) **References Cited**

**U.S. PATENT DOCUMENTS**

4,078,589 A \* 3/1978 Miller ..... 81/57.14  
5,815,872 A \* 10/1998 Meginniss, III et al. .... 15/22.1

**1 Claim, 5 Drawing Sheets**



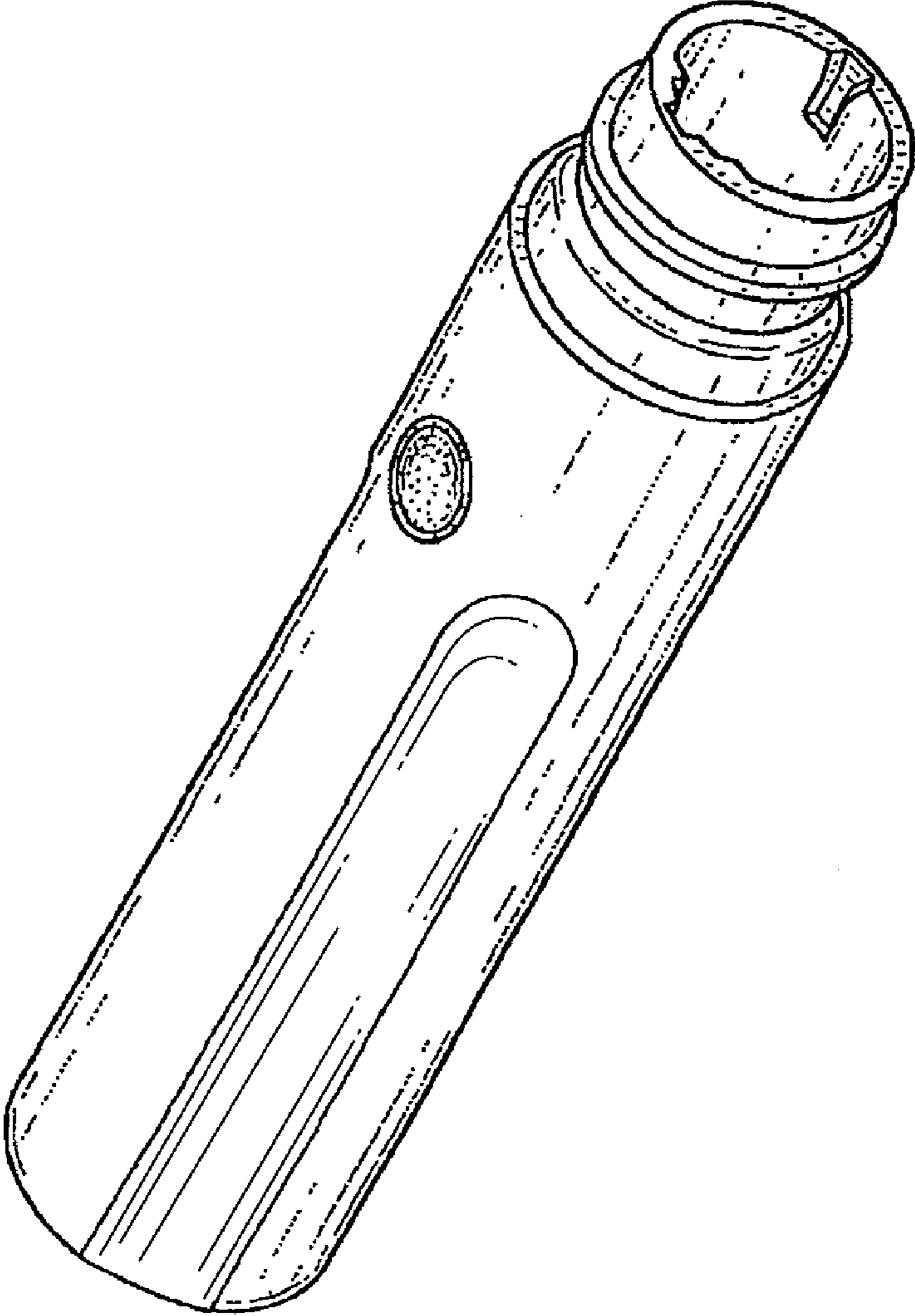


FIG. 1




FIG. 2

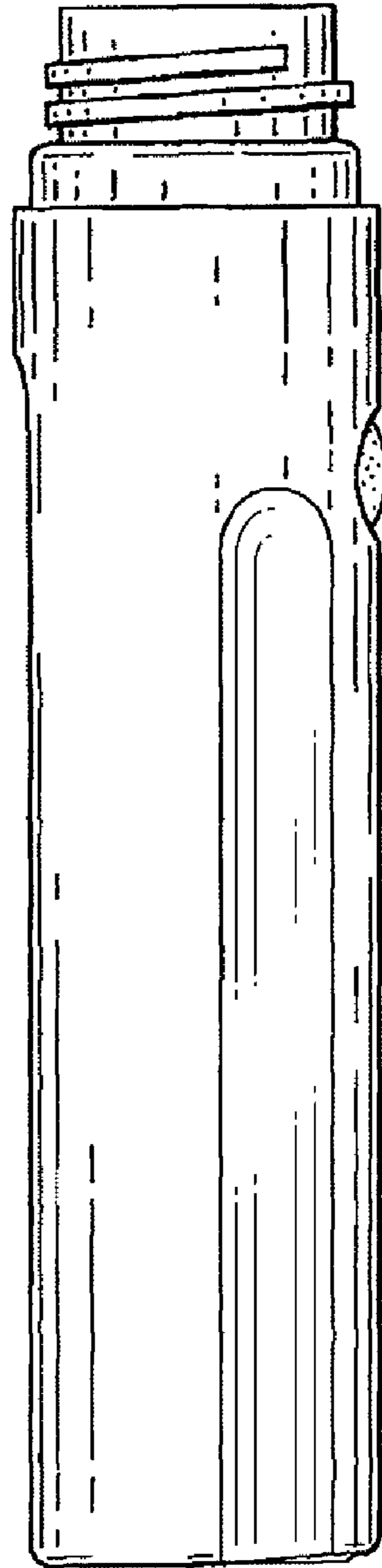


FIG. 4

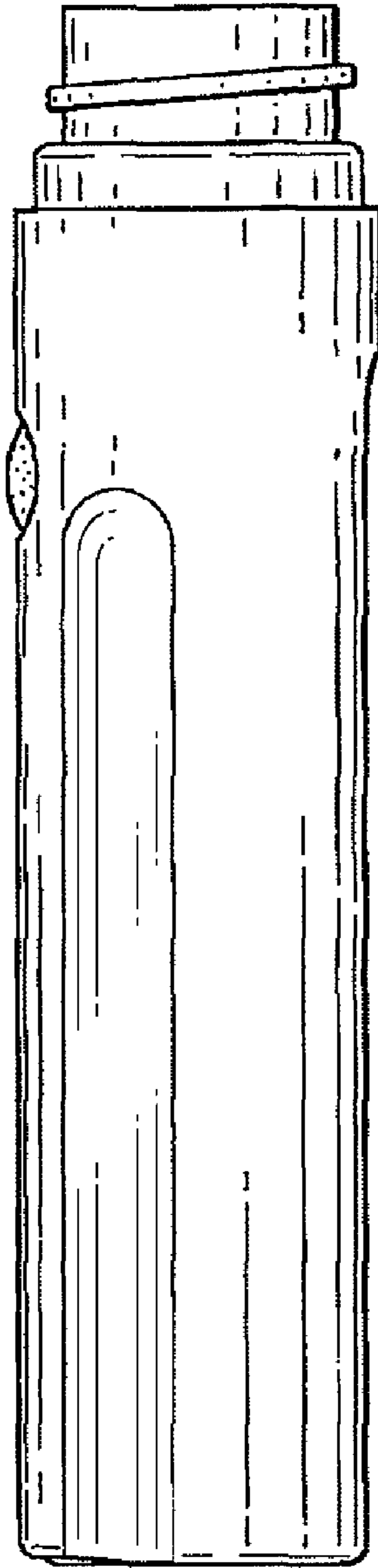


FIG. 5

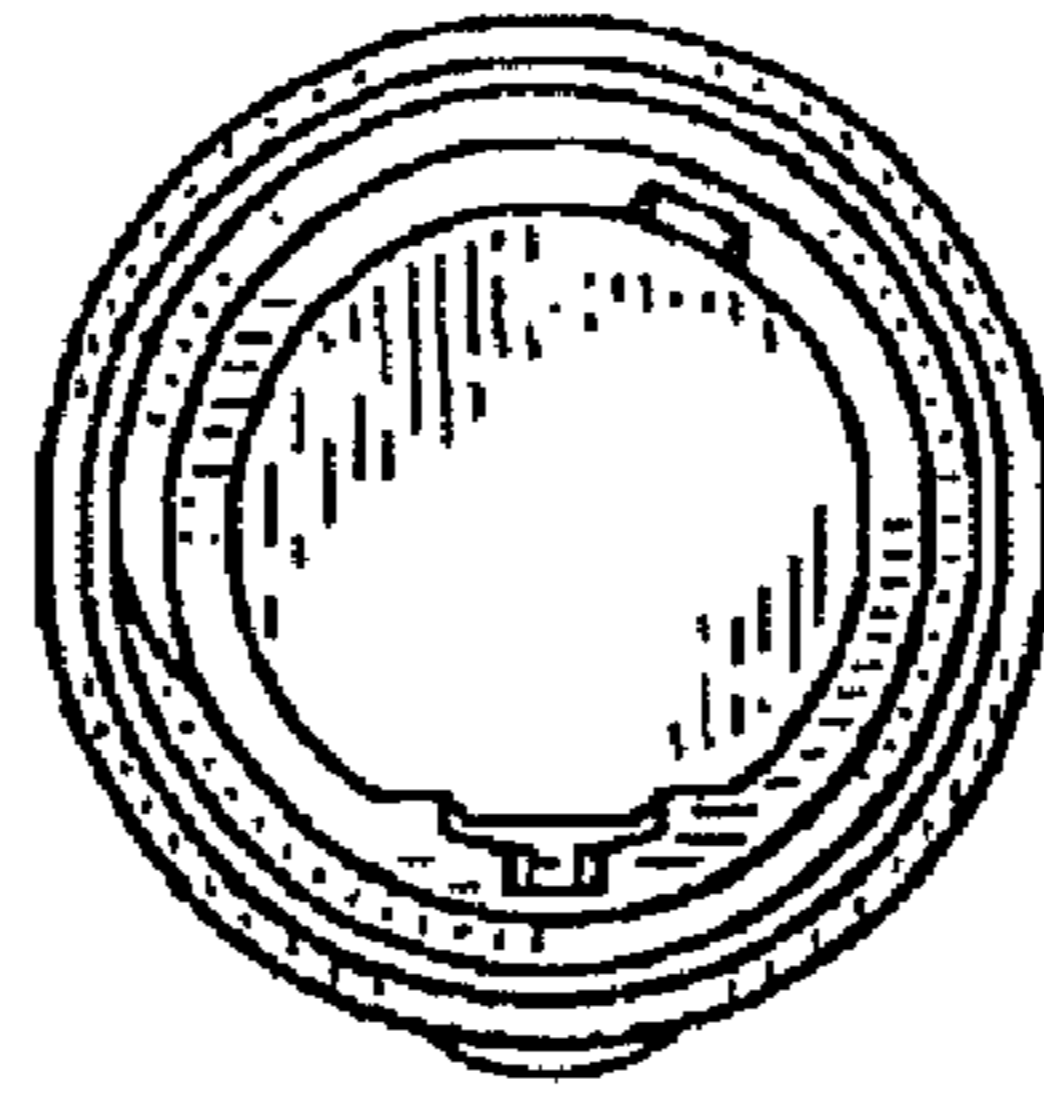


FIG. 6

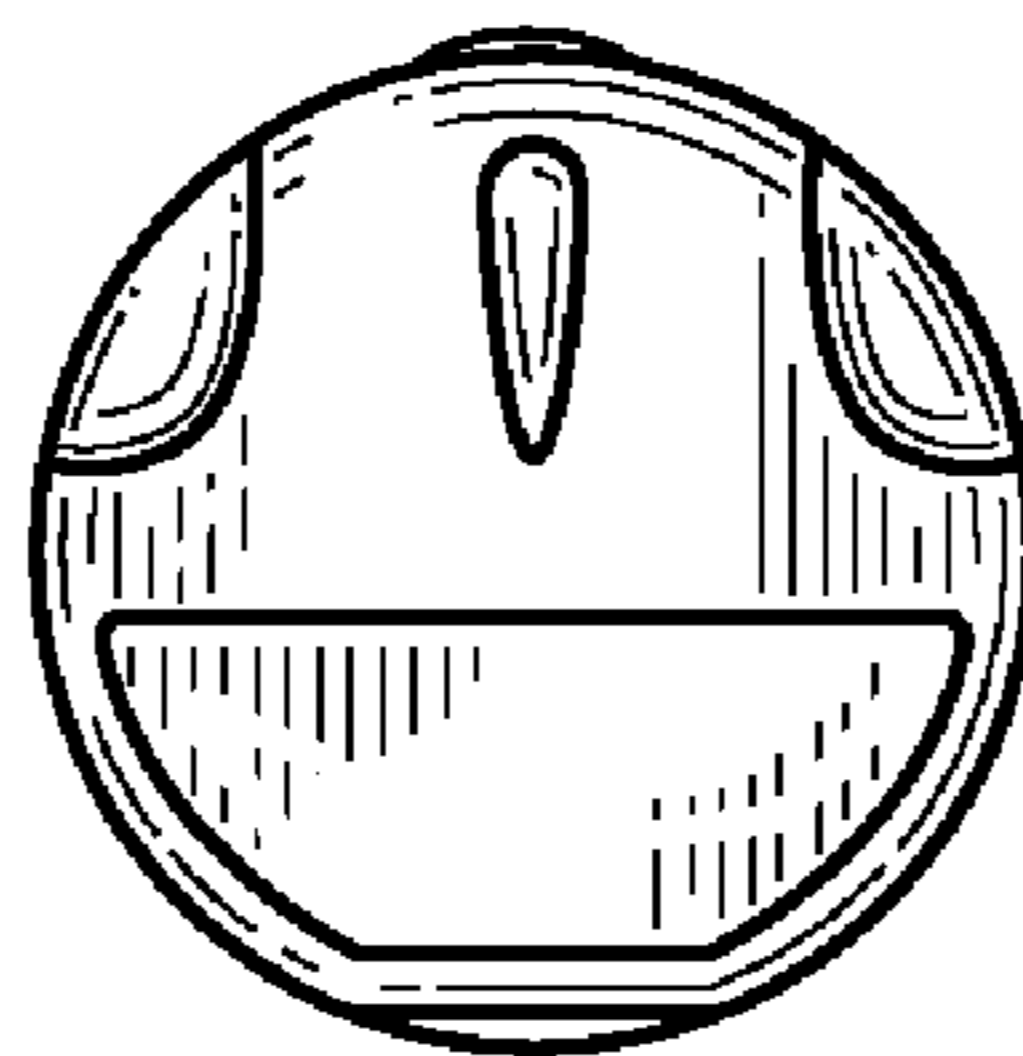


FIG. 7