



US00D572477S

(12) **United States Design Patent**
Young

(10) **Patent No.:** **US D572,477 S**
(45) **Date of Patent:** **** Jul. 8, 2008**

(54) **MOTORCYCLE TANK SHAPED LUGGAGE**

D501,994 S * 2/2005 Tauchen D3/256
6,910,703 B1 * 6/2005 Hamilton 280/288.4

(76) Inventor: **Chadwick L. Young**, P.O. Box 195,
Irene, SD (US) 57037

FOREIGN PATENT DOCUMENTS

(**) Term: **14 Years**

JP 07223572 A * 8/1995

(21) Appl. No.: **29/288,000**

* cited by examiner

(22) Filed: **Oct. 10, 2007**

Primary Examiner—Philip Hyder

Assistant Examiner—Roselynn Cody

(74) *Attorney, Agent, or Firm*—Richard C. Litman

(51) **LOC (8) Cl.** **03-01**

(57) **CLAIM**

(52) **U.S. Cl.** **D3/271.11**; D3/271.1; D3/289

(58) **Field of Classification Search** D3/204,
D3/231, 234, 254, 256–257, 269, 270, 271.1,
D3/271.9, 271.11, 273–274, 276, 289, 301,
D3/904; D12/407, 409, 410; 190/100, 109–110,
190/115–116, 119, 124, 126, 903; 280/288.4
See application file for complete search history.

The ornamental design for motorcycle tank shaped luggage,
as shown and described.

DESCRIPTION

(56) **References Cited**

U.S. PATENT DOCUMENTS


D251,694 S *	4/1979	Zohn et al.	D3/269
D251,753 S *	5/1979	Zohn et al.	D3/269
D280,359 S *	9/1985	Bohunsky	D3/204
D281,290 S *	11/1985	Beigel	D3/256
D282,061 S *	1/1986	Abe	D12/410
5,071,046 A *	12/1991	Miller	224/585
D339,095 S *	9/1993	Anderson	D12/409
D366,446 S *	1/1996	Berman	D12/409
D366,447 S *	1/1996	Berman	D12/409
D367,034 S *	2/1996	Berman	D12/409
D371,537 S *	7/1996	Jennings	D12/409
D375,660 S *	11/1996	Parris	D7/628
D471,353 S	3/2003	Ho	
6,588,789 B1 *	7/2003	Porcella	280/290
D482,518 S *	11/2003	Nakajima	D3/204
D496,159 S *	9/2004	Foster	D3/256
D501,719 S *	2/2005	Tauchen	D3/256

FIG. 1 is a perspective view of motorcycle tank shaped luggage showing my new design;
FIG. 2 is a front elevational view thereof;
FIG. 3 is a rear elevational view thereof;
FIG. 4 is a right side elevational view thereof;
FIG. 5 is a left side elevational view thereof;
FIG. 6 is a top plan view thereof; and,
FIG. 7 is a bottom plan view thereof.

The broken line showing of the eagle in FIGS. 1, 4, and 5 is illustrative of environment only and forms no part of the claimed design. The broken line showing of the caps in FIGS. 1–6 and the straps in FIGS. 1–7 is also illustrative of environment, merely showing the types of ornamentation and straps which may be used, and forms no part of the claimed design.

The broken lines in a regular dash-dash-dash pattern, appearing in all figures, indicate stitching. These lines do form part of the claimed design.

1 Claim, 7 Drawing Sheets



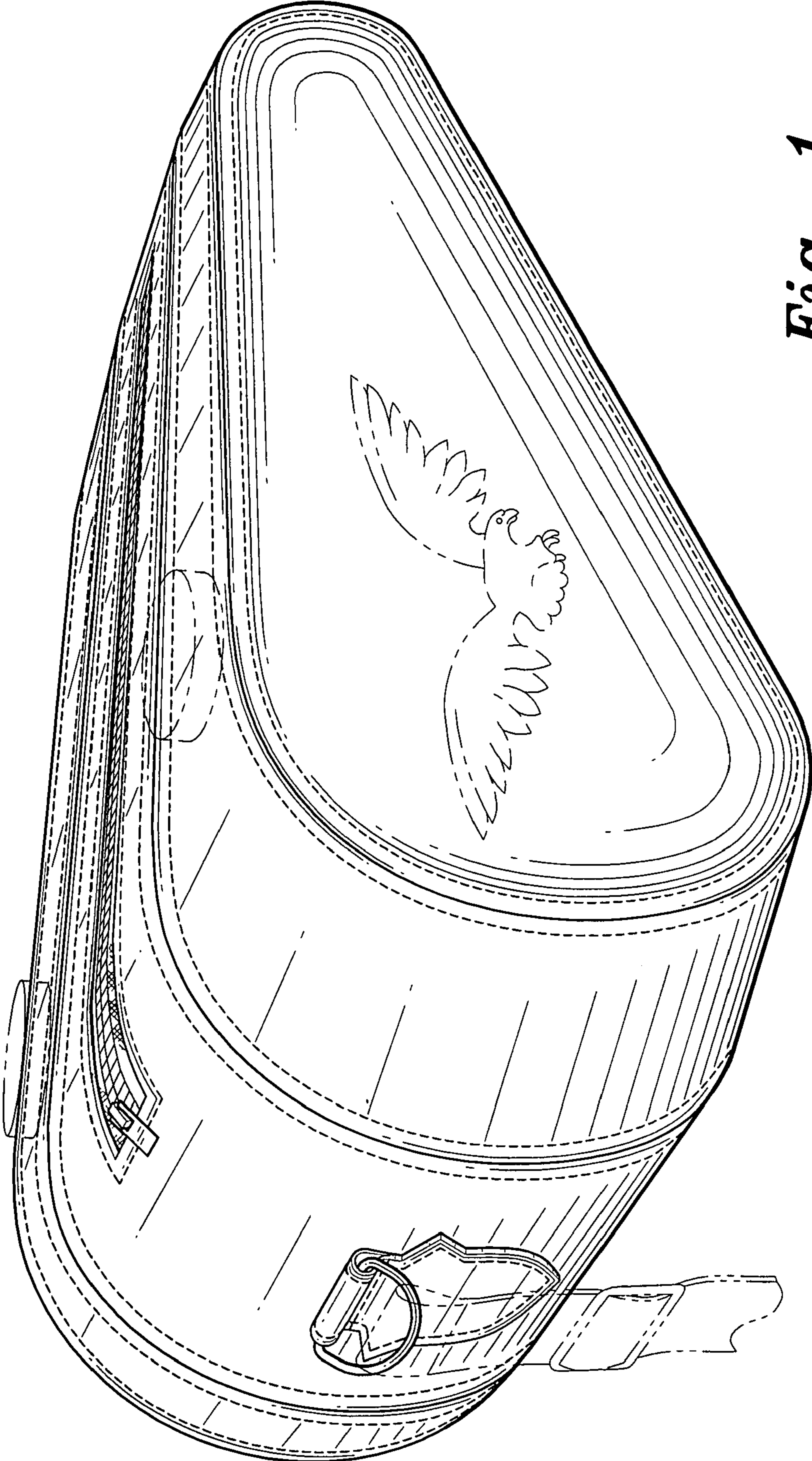


Fig. 1

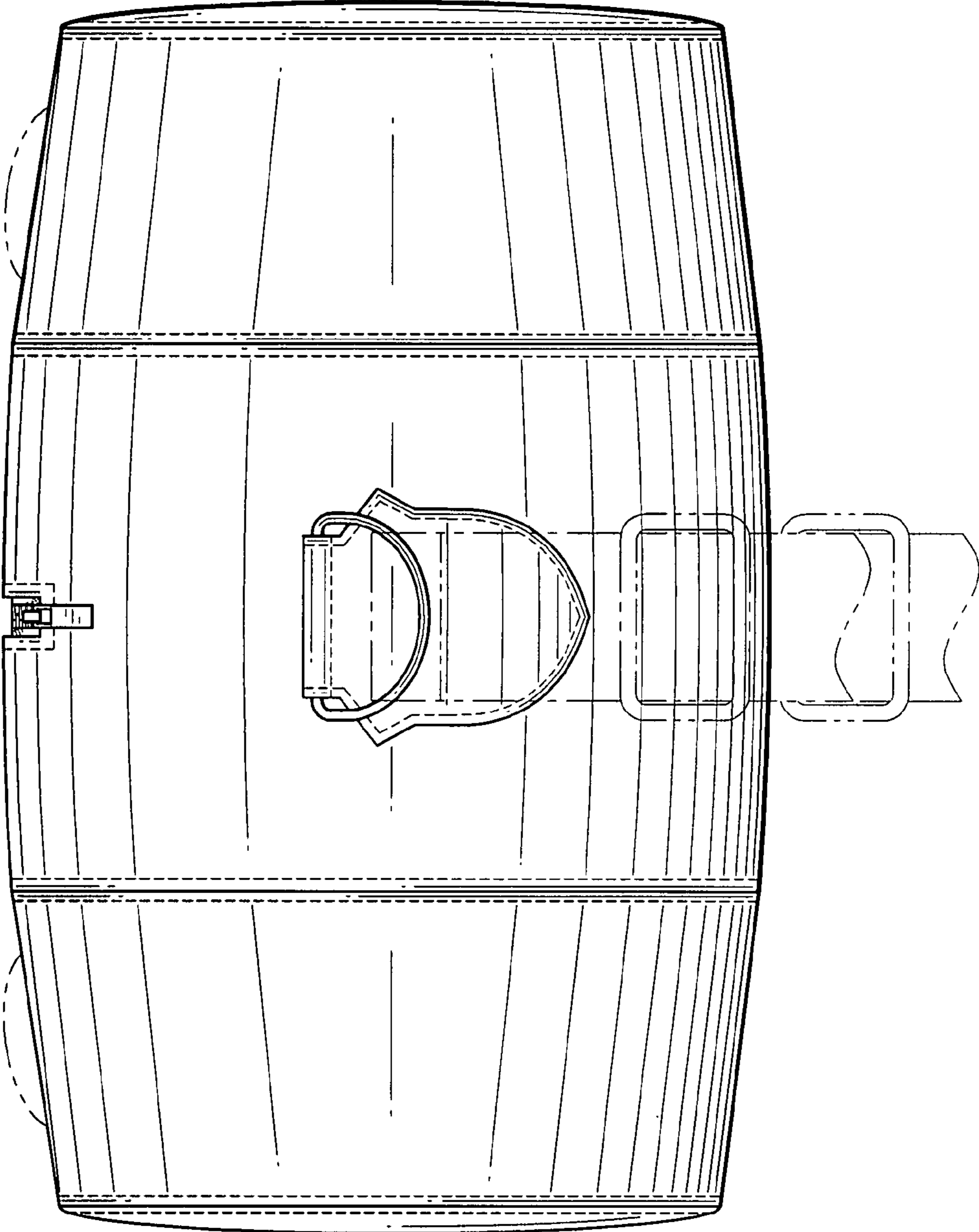


Fig. 2

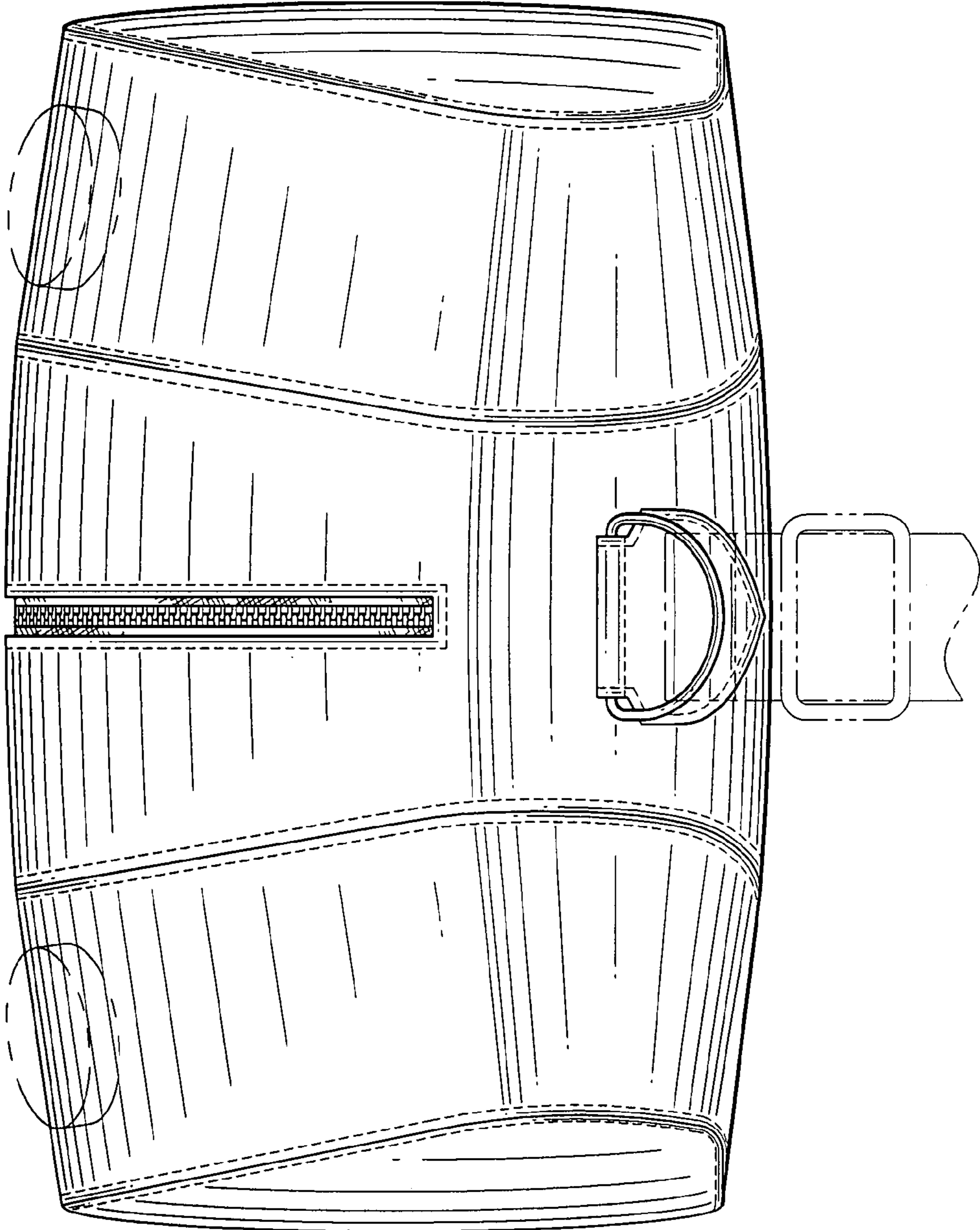


Fig. 3

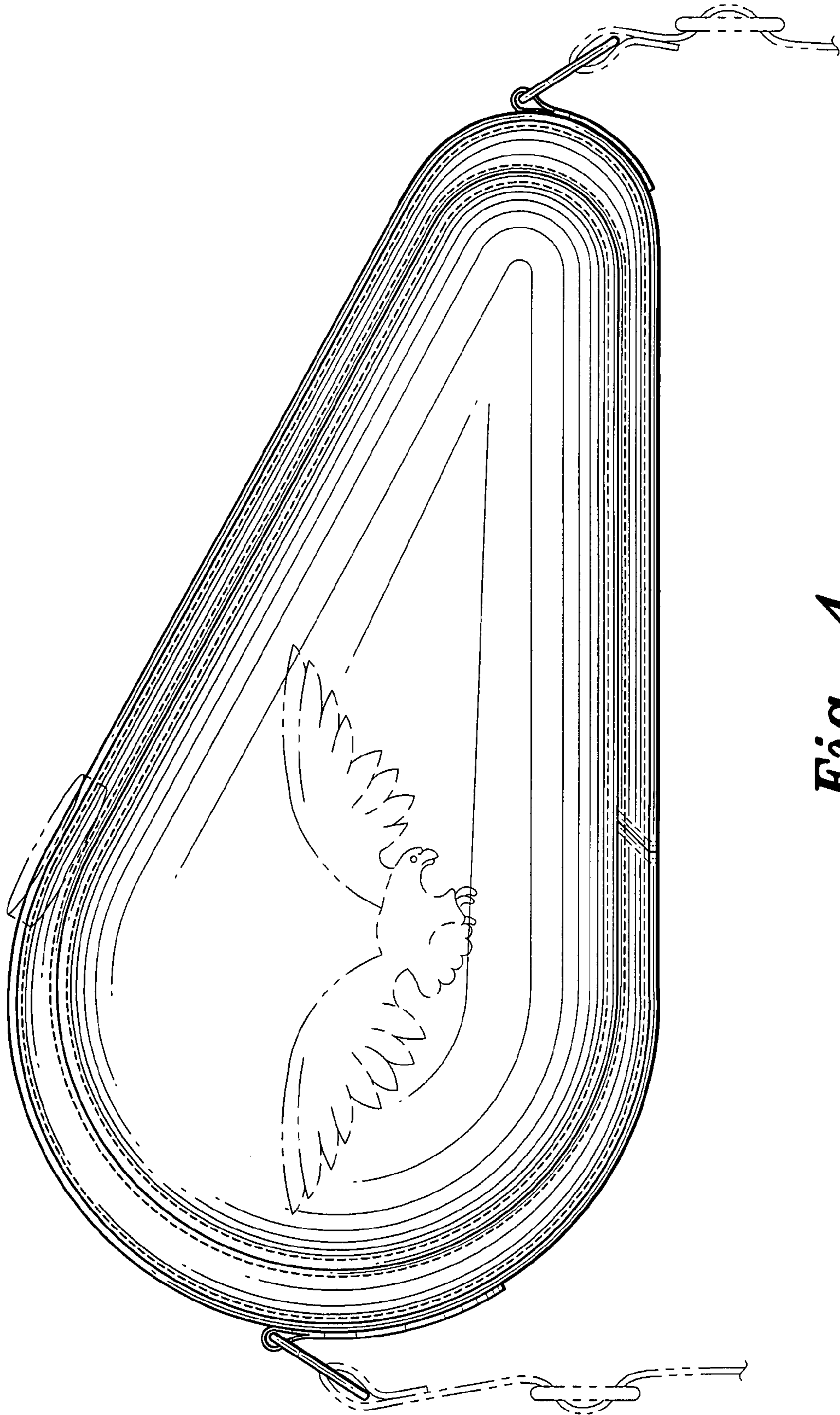


Fig. 4

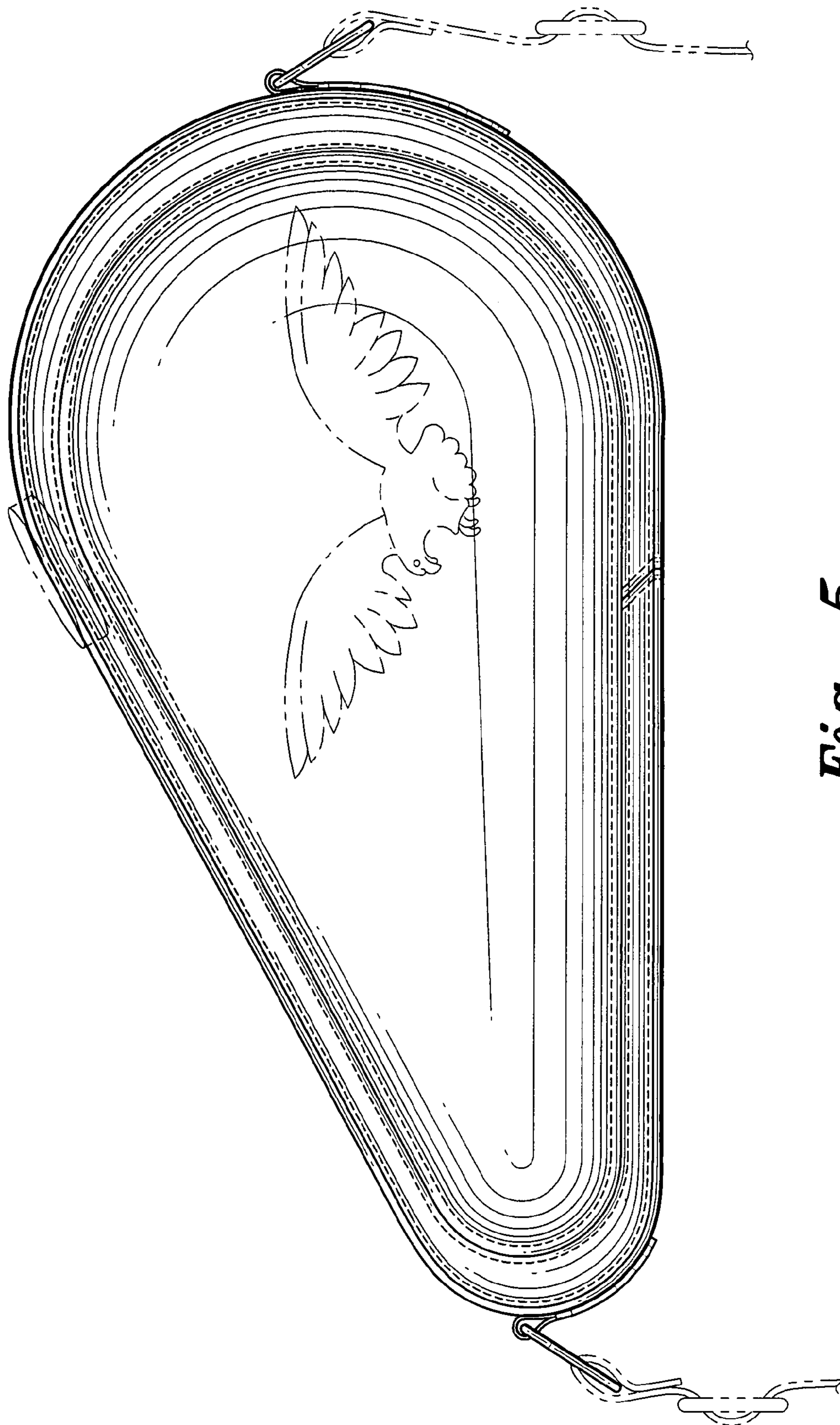


Fig. 5

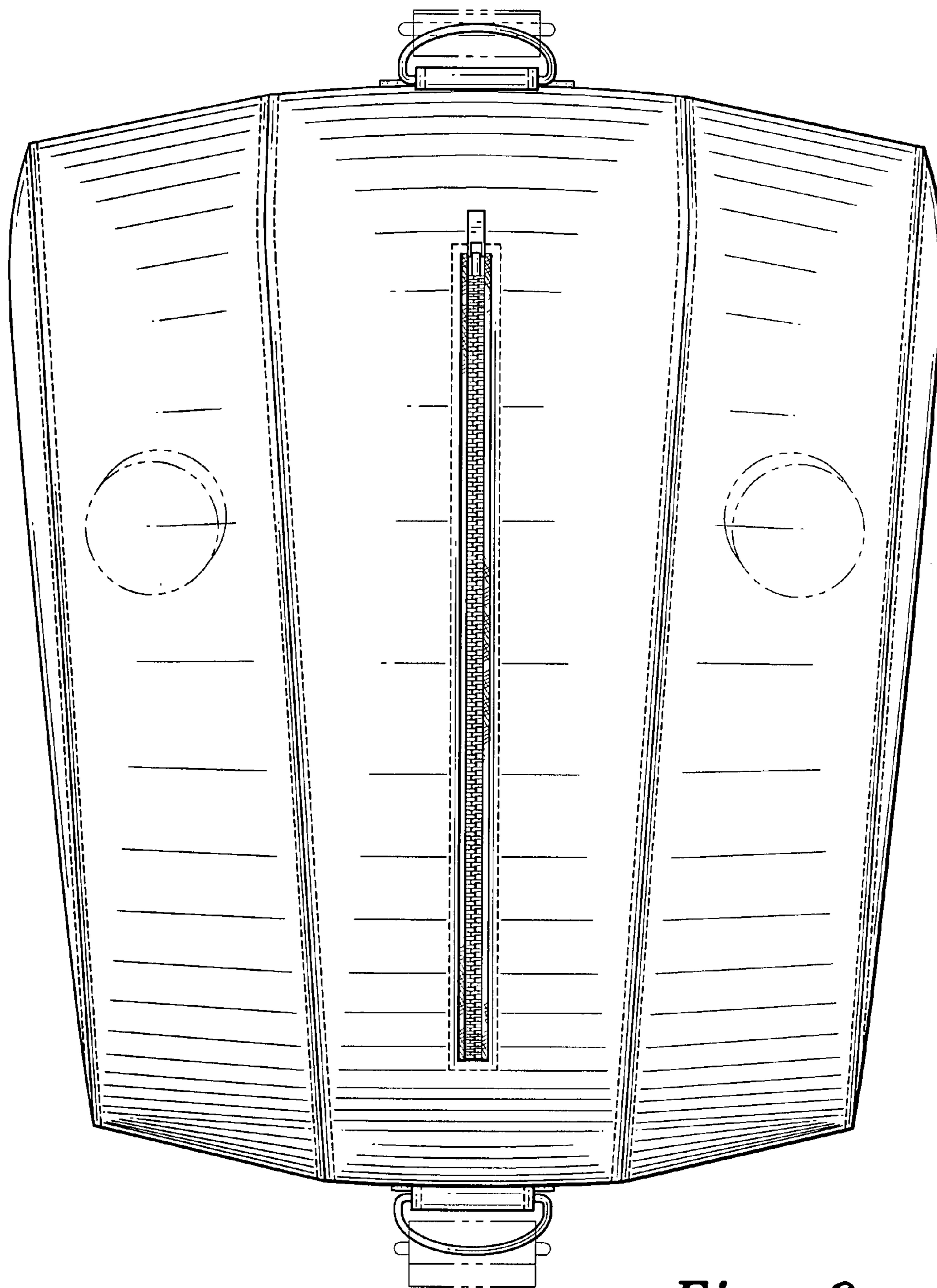


Fig. 6




Fig. 7