



US00D572474S

(12) **United States Design Patent**
Tuttle

(10) **Patent No.:** **US D572,474 S**

(45) **Date of Patent:** **** Jul. 8, 2008**

(54) **WALLET**

(75) **Inventor:** **Roger Tuttle**, New Braunfels, TX (US)

(73) **Assignee:** **Great American Products**, New Braunfels, TX (US)

(**) **Term:** **14 Years**

(21) **Appl. No.:** **29/294,780**

(22) **Filed:** **Jan. 28, 2008**

(51) **LOC (8) Cl.** **03-01**

(52) **U.S. Cl.** **D3/248**

(58) **Field of Classification Search** D3/247,
D3/248, 249, 250, 251, 253; 150/131, 132,
150/133, 134, 135, 136, 137, 138, 139, 140,
150/141, 142, 143, 144, 145, 146, 147, 148,
150/149; D19/9, 10, 75; 206/37, 38, 39,
206/39.4, 449, 815; 224/269, 666, 669, 670;
383/38

See application file for complete search history.

(56) **References Cited**

U.S. PATENT DOCUMENTS

1,209,870 A * 12/1916 Nathanson 150/132
1,619,543 A * 3/1927 Rolfs et al. 150/146

D123,328 S * 10/1940 St. Thomas D3/253
2,402,764 A * 6/1946 Miller 150/133
D155,567 S * 10/1949 Arnold D3/253
D155,844 S * 11/1949 Simpson D3/253

* cited by examiner

Primary Examiner—Louis S Zarfaz

Assistant Examiner—Monica A Weingart

(74) *Attorney, Agent, or Firm*—Christopher L. Makay

(57) **CLAIM**

The ornamental design for a wallet, as shown and described.

DESCRIPTION

FIG. 1 is a front elevational view of a wallet showing my new design;

FIG. 2 is a top elevational view thereof;

FIG. 3 is a right side elevational view thereof;

FIG. 4 is a rear elevational view thereof;

FIG. 5 is a left side elevational view thereof; and,

FIG. 6 is a bottom plan view thereof.

The broken line showing, in FIG. 4, is included for the purpose of illustrating environment and forms no part of the claimed design.

1 Claim, 2 Drawing Sheets

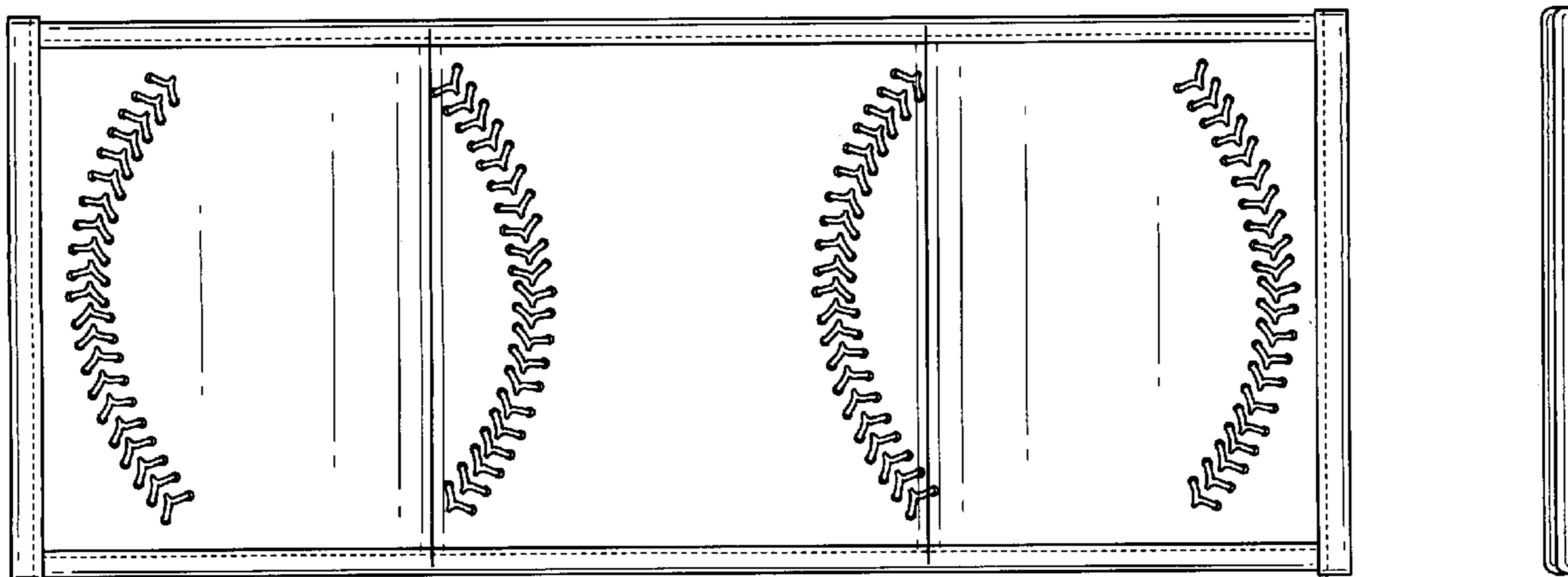




Fig. 2

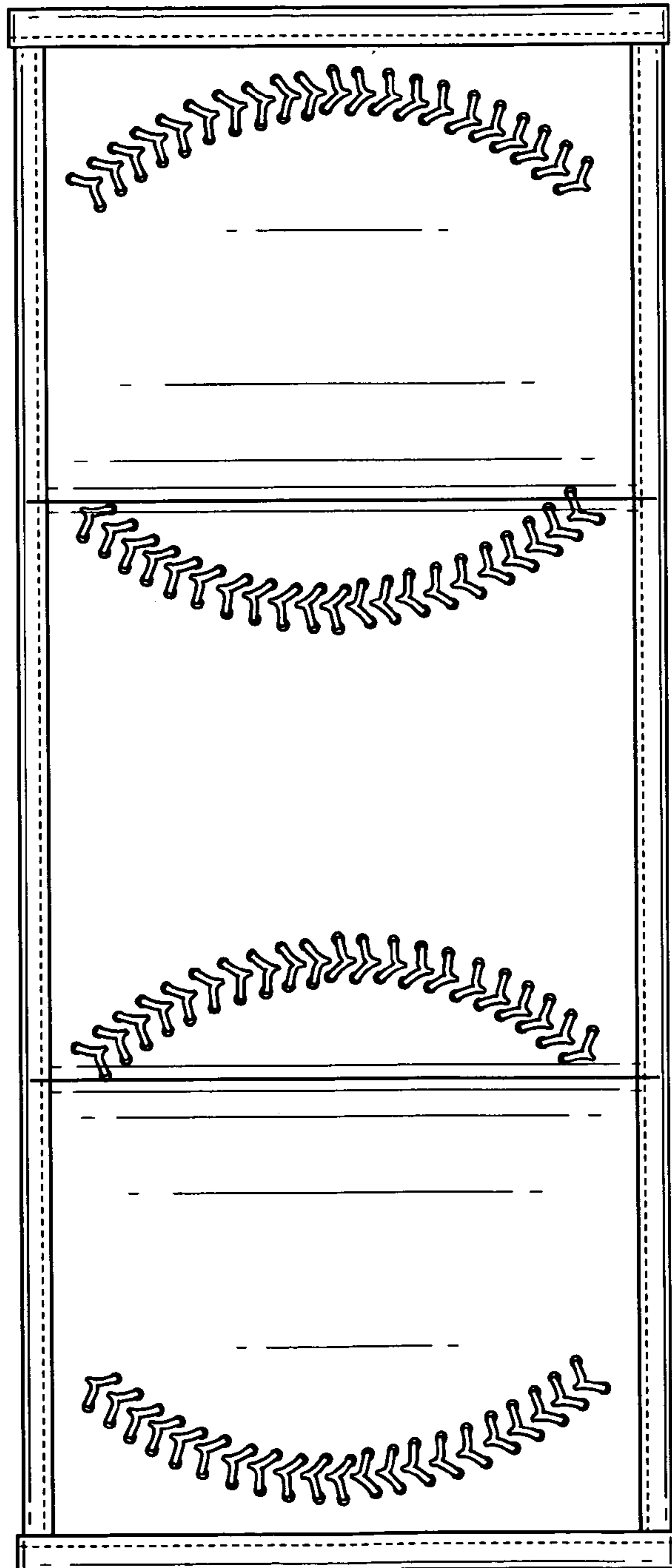


Fig. 1




Fig. 3




Fig. 5




Fig. 4



Fig. 6