



US00D572473S

(12) **United States Design Patent**
Tuttle

(10) **Patent No.:** **US D572,473 S**

(45) **Date of Patent:** **** Jul. 8, 2008**

(54) **WALLET**

D155,567 S * 10/1949 Arnold D3/253
D155,844 S * 11/1949 Simpson D3/253

(75) Inventor: **Roger Tuttle**, New Braunfels, TX (US)

* cited by examiner

(73) Assignee: **Great American Products**, New Braunfels, TX (US)

Primary Examiner—Louis S Zarfaz

Assistant Examiner—Monica A Weingart

(**) Term: **14 Years**

(74) *Attorney, Agent, or Firm*—Christopher L. Makay

(21) Appl. No.: **29/294,779**

(57) **CLAIM**

(22) Filed: **Jan. 28, 2008**

The ornamental design for a wallet, as shown and described.

(51) **LOC (8) Cl.** **03-01**

DESCRIPTION

(52) **U.S. Cl.** **D3/248**

(58) **Field of Classification Search** D3/247,
D3/248, 249, 250, 251, 253; 150/131, 132,
150/133, 134, 135, 136, 137, 138, 139, 140,
150/141, 142, 143, 144, 145, 146, 147, 148,
150/149; D19/9, 10, 75; 206/37, 38, 39,
206/39.4, 449, 815; 224/269, 666, 669, 670;
383/38

FIG. 1 is a front elevational view of a wallet showing my new design;

FIG. 2 is a top plan view thereof;

FIG. 3 is a right side elevational view thereof;

FIG. 4 is a rear elevational view thereof;

FIG. 5 is a left side elevational view thereof; and,

FIG. 6 is a bottom plan view thereof.

See application file for complete search history.

The broken line showing, in FIG. 4, is included for the purpose of illustrating environment and forms no part of the claimed design.

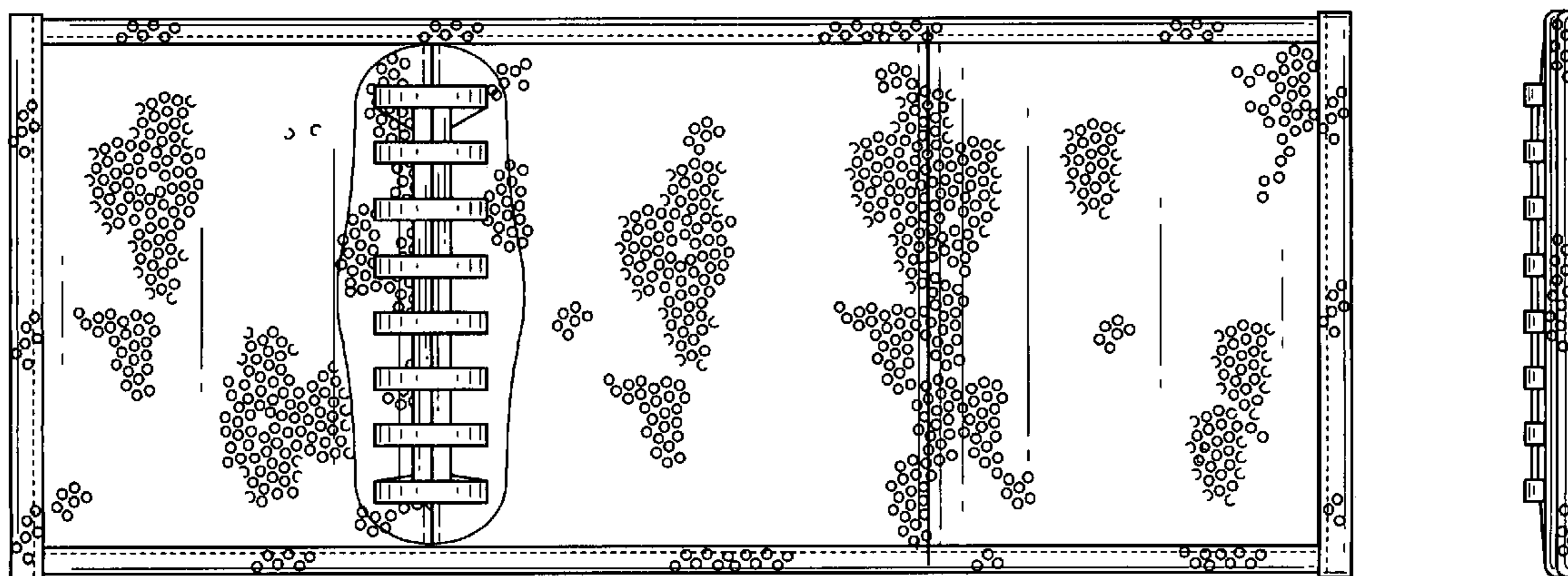
The surface pattern is continuous across the top, front, rear, and sides, of the wallet.

(56) **References Cited**

U.S. PATENT DOCUMENTS

1,209,870 A * 12/1916 Nathanson 150/132
1,619,543 A * 3/1927 Rolfs et al. 150/146
D123,328 S * 10/1940 St. Thomas D3/253
2,402,764 A * 6/1946 Miller 150/133

1 Claim, 2 Drawing Sheets



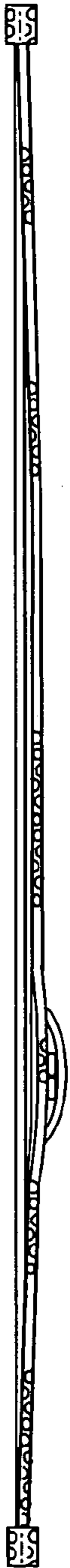


Fig. 2

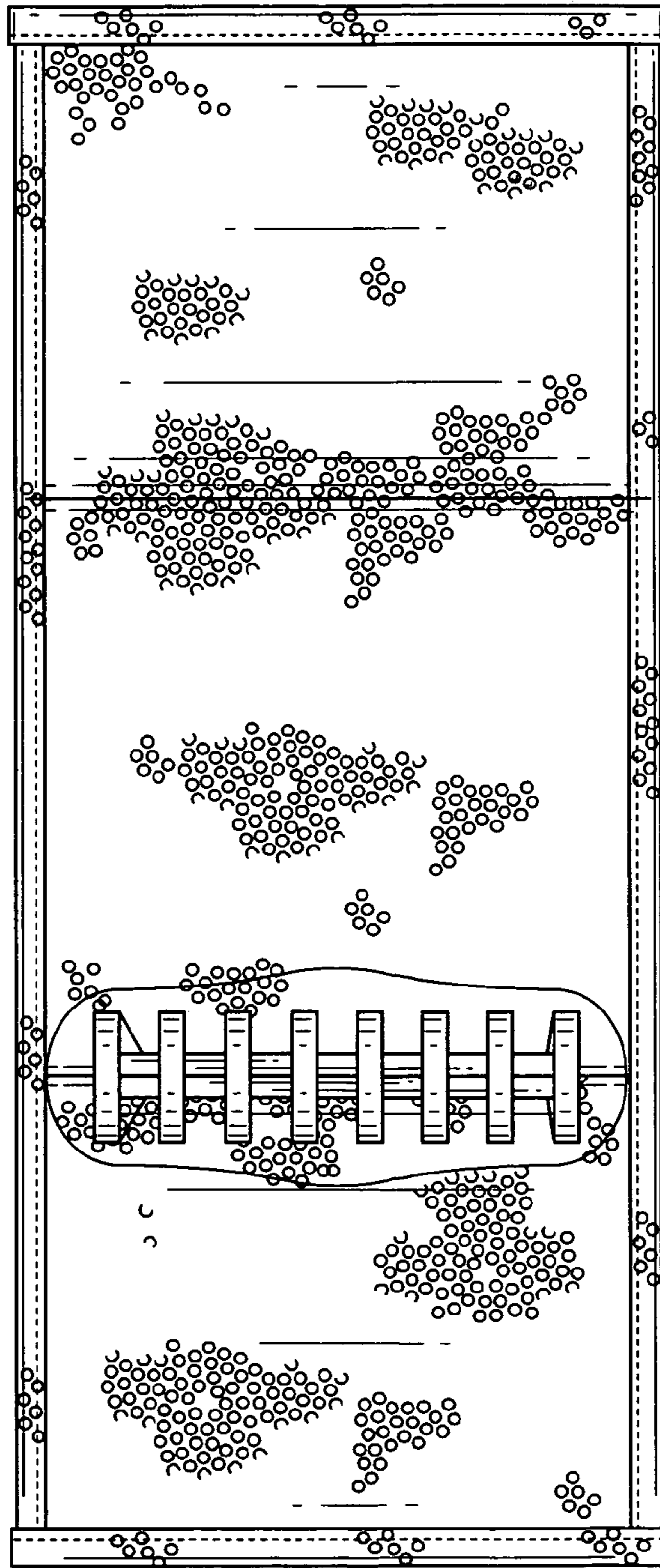


Fig. 1



Fig. 3



Fig. 5

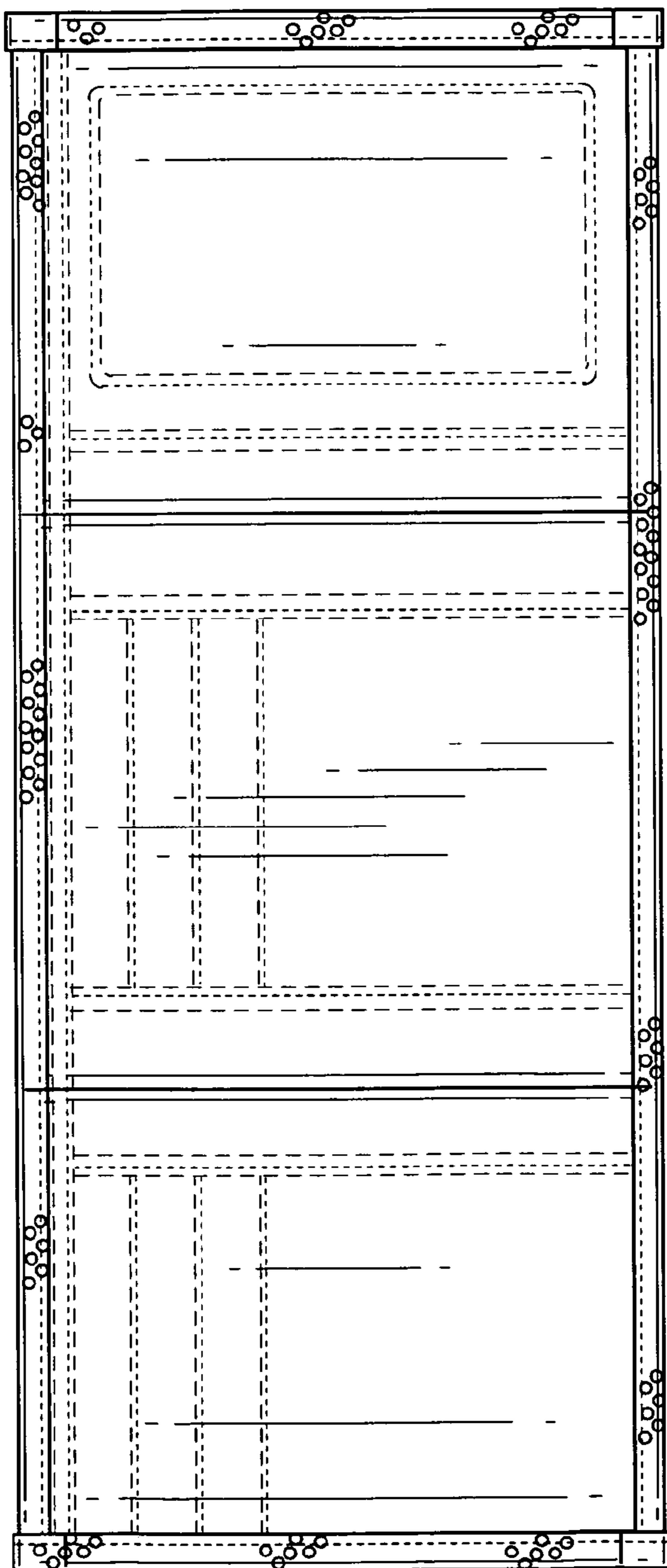


Fig. 4

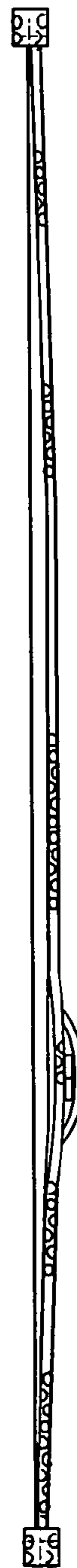


Fig. 6