



US00D572471S

(12) **United States Design Patent**
Saconay-Duhart

(10) **Patent No.:** **US D572,471 S**
(45) **Date of Patent:** **** Jul. 8, 2008**

(54) **BAG**
(75) Inventor: **Chaton Saconay-Duhart**, Paris (FR)
(73) Assignee: **Hermes Sellier**, Paris (FR)
(**) Term: **14 Years**
(21) Appl. No.: **29/276,379**
(22) Filed: **Jan. 24, 2007**

4,854,732 A * 8/1989 Italici 383/6
5,873,504 A * 2/1999 Farmer 150/117
D543,028 S * 5/2007 Dumas D3/246
D545,566 S * 7/2007 Guyon et al. D3/233
2004/0187987 A1* 9/2004 Temkin 150/111

* cited by examiner

Primary Examiner—Louis S Zarfaz
Assistant Examiner—Monica A Weingart
(74) *Attorney, Agent, or Firm*—Foley & Lardner LLP

(51) **LOC (8) Cl.** **03-01**
(52) **U.S. Cl.** **D3/246**
(58) **Field of Classification Search** D3/232,
D3/233, 234, 235, 237, 238, 239, 240, 241,
D3/244, 245, 246, 303, 318, 319, 321, 322,
D3/323, 324, 325, 326, 900; 150/100, 106,
150/107, 108, 111, 112, 117, 118; 190/100,
190/108, 109, 111, 112, 113, 115, 116, 119,
190/121, 900, 903; 383/6, 13, 25, 37, 38,
383/41, 42, 66, 67, 70, 71, 72, 73, 74, 77
See application file for complete search history.

(57) **CLAIM**

The ornamental design for bag, as shown and described.

DESCRIPTION

FIG. 1 is a front perspective view of a bag showing my new design;
FIG. 2 is a front elevation view thereof;
FIG. 3 is a right side elevation view thereof;
FIG. 4 is a rear elevation view thereof;
FIG. 5 is a left side elevation view thereof;
FIG. 6 is a top plan view thereof; and,
FIG. 7 is a bottom plan view thereof.

(56) **References Cited**

U.S. PATENT DOCUMENTS

2,496,128 A * 1/1950 Lifton 190/111

1 Claim, 4 Drawing Sheets



FIG. 1



FIG. 3

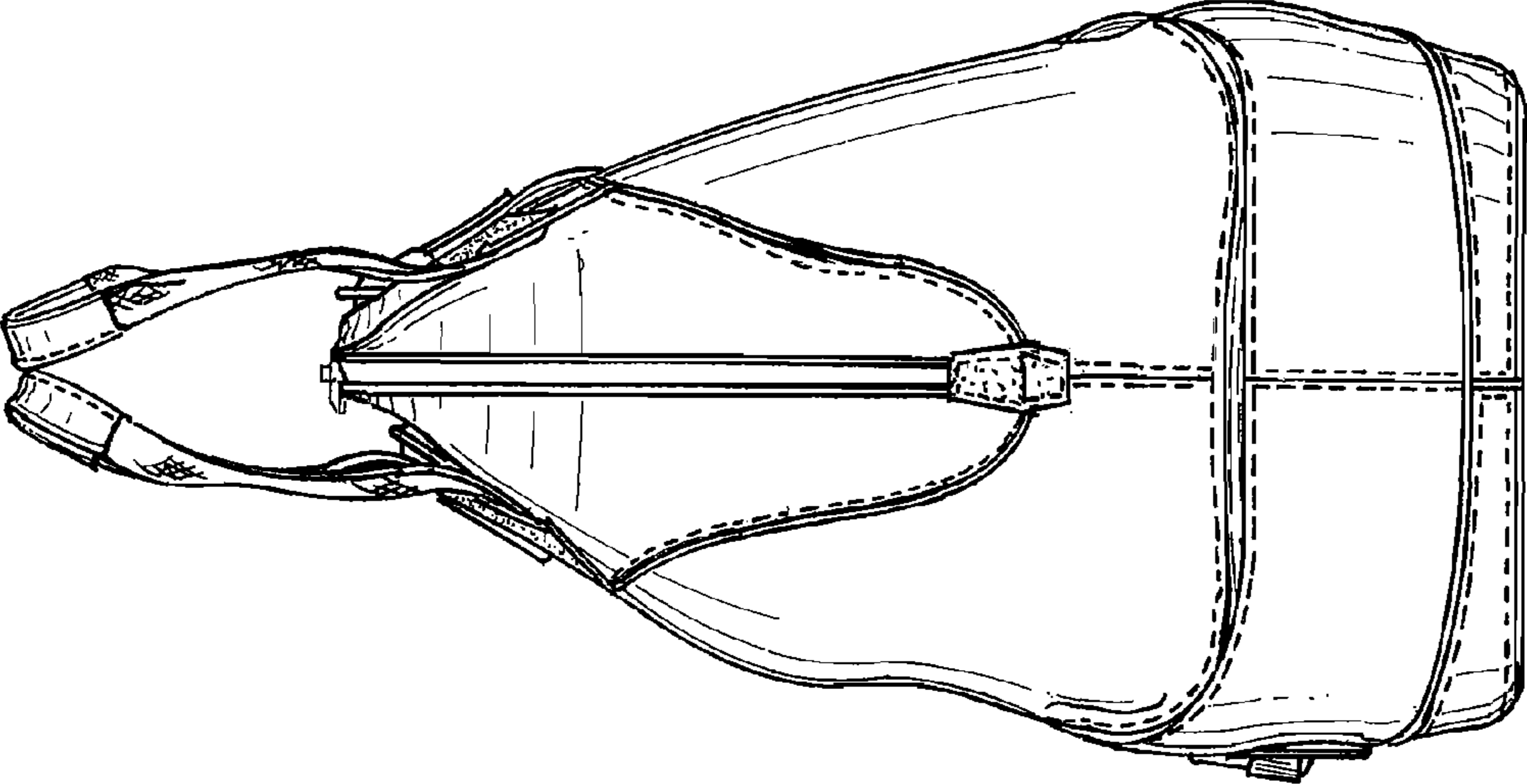


FIG. 2

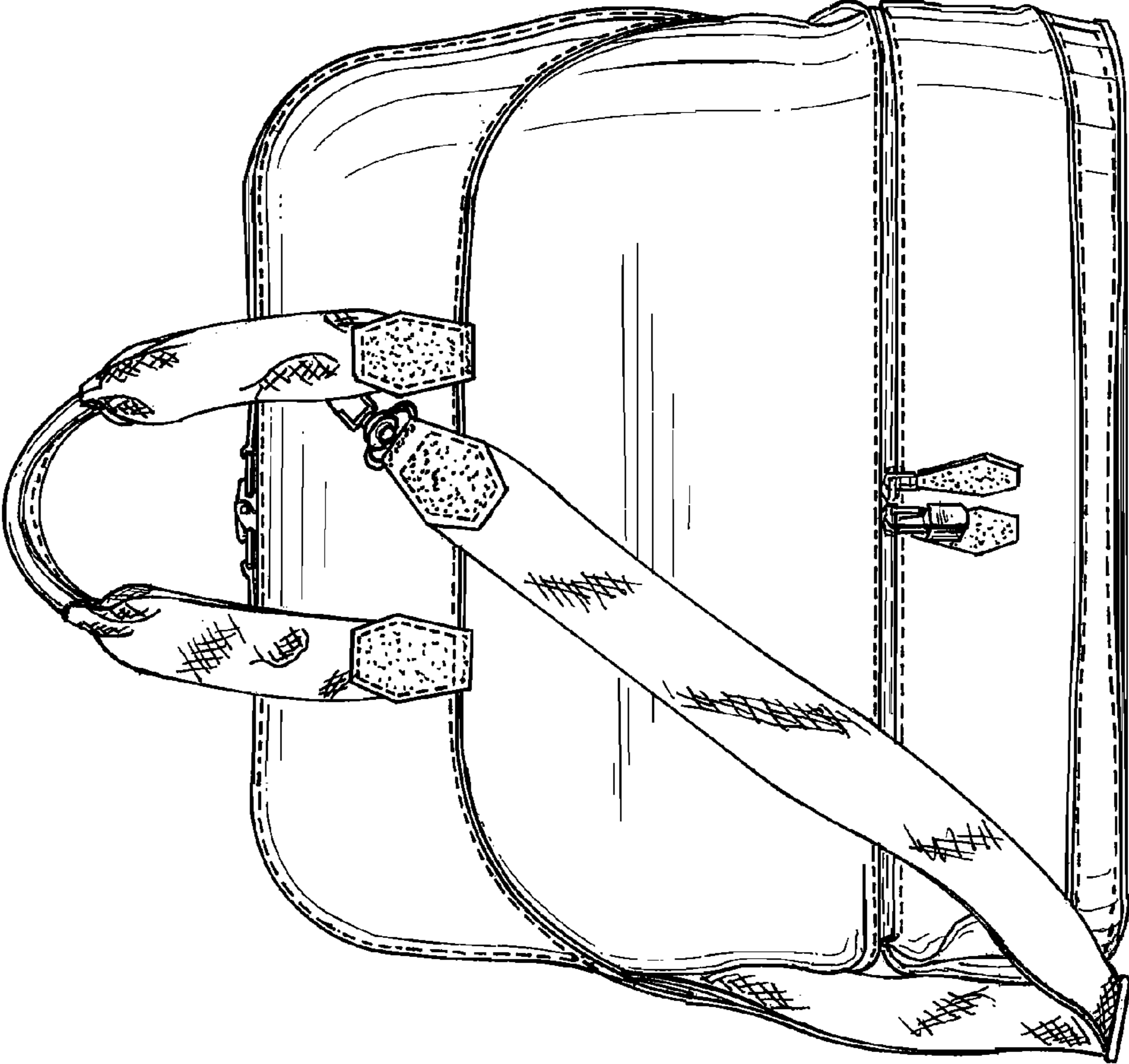


FIG. 5

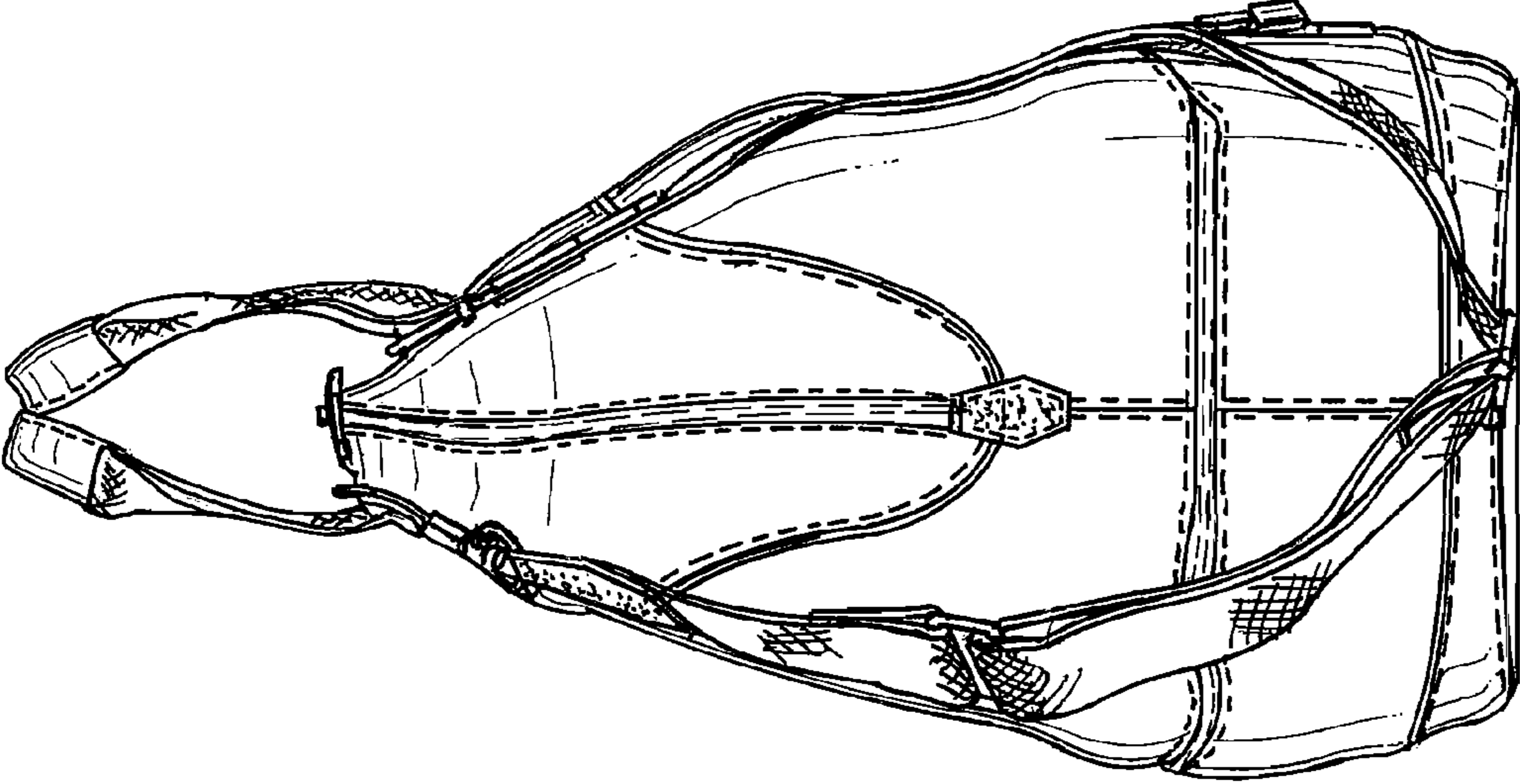


FIG. 4

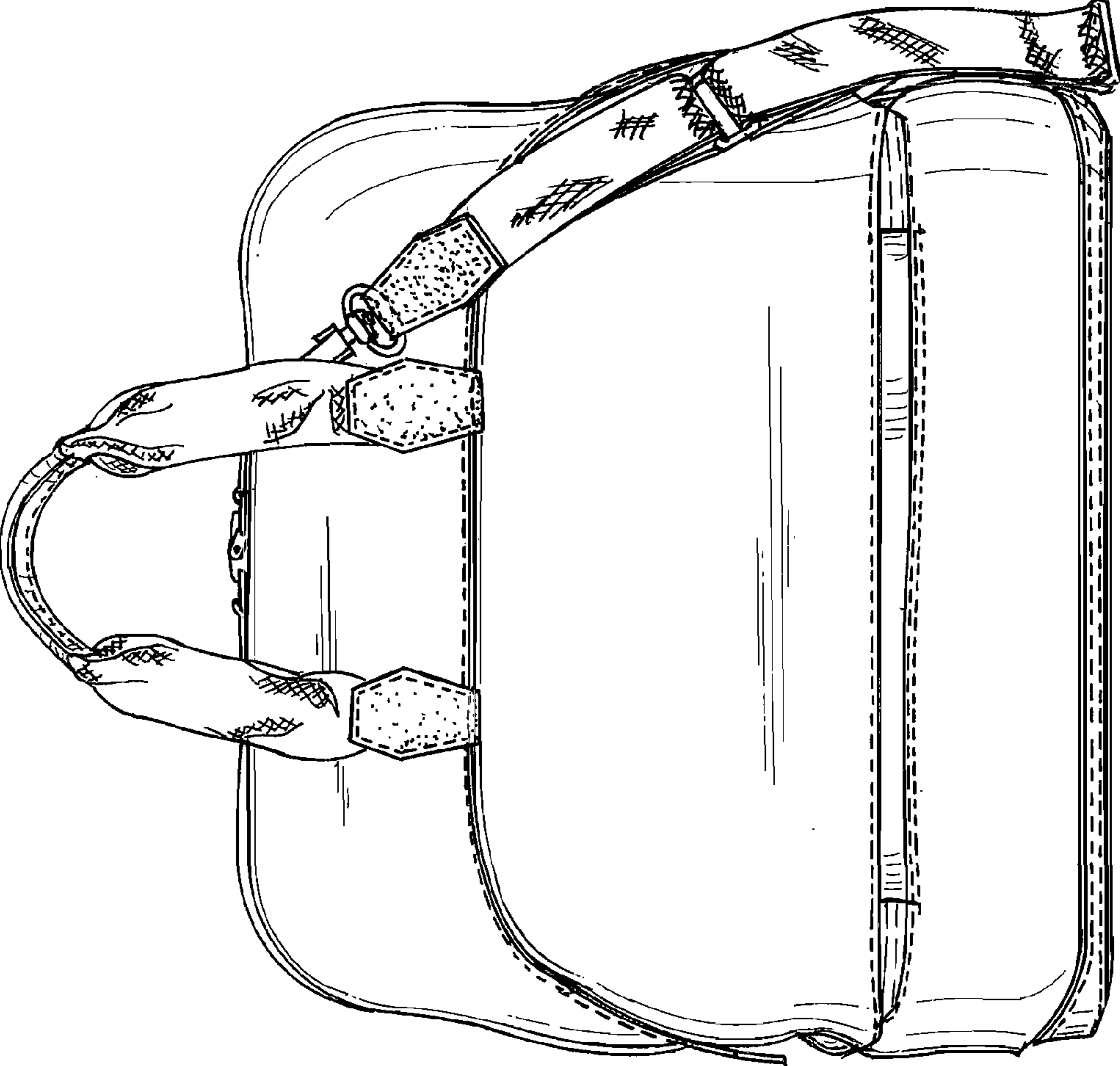


FIG. 6

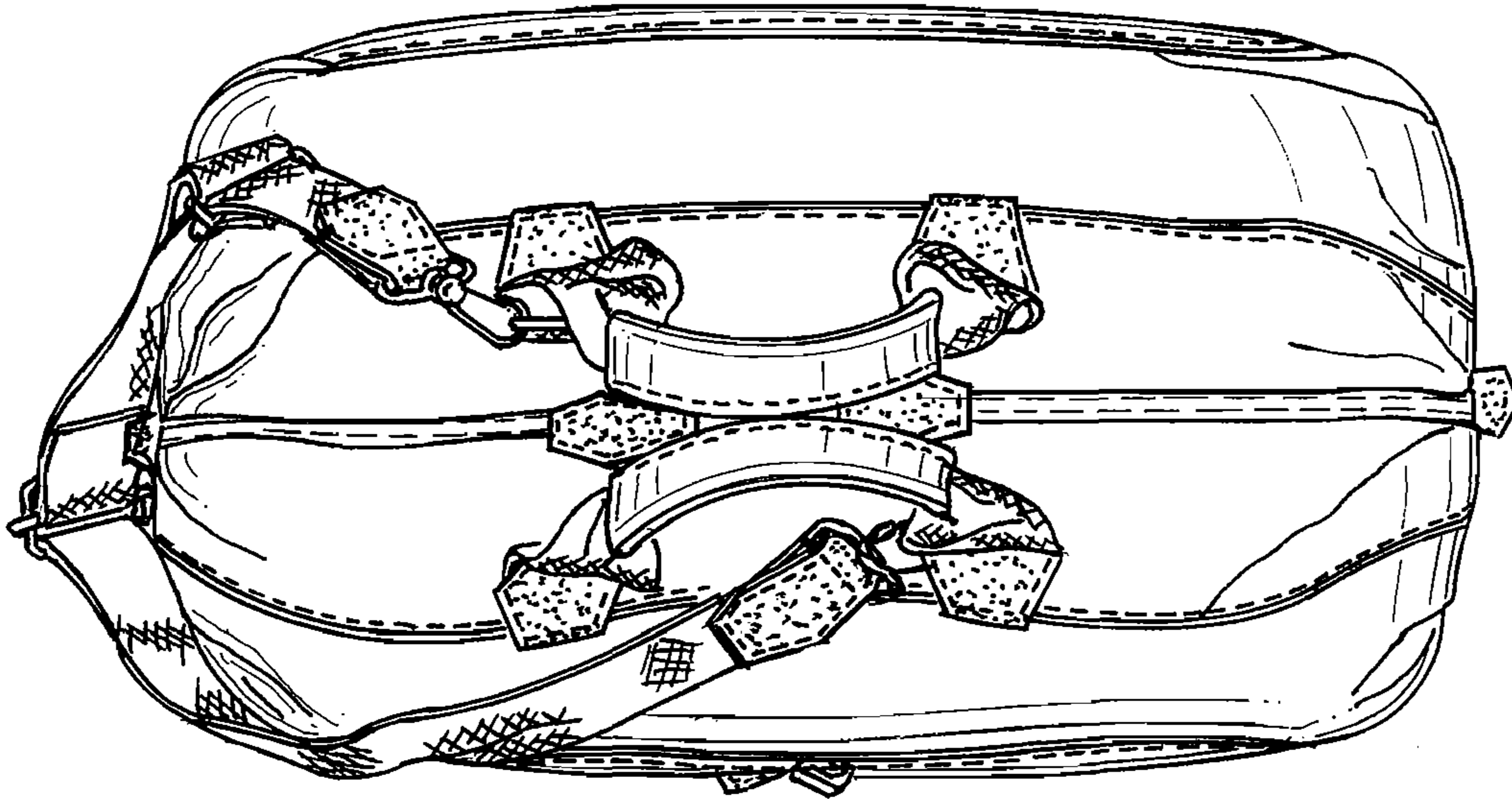


FIG. 7

