

US00D572458S

(12) **United States Design Patent**
Choi

(10) **Patent No.:** **US D572,458 S**
(45) **Date of Patent:** **** Jul. 8, 2008**

(54) **FOOTWEAR**

(75) Inventor: **Sandra Choi**, London (GB)

(73) Assignee: **J. Choo Limited**, London (GB)

(**) Term: **14 Years**

(21) Appl. No.: **29/293,546**

(22) Filed: **Nov. 29, 2007**

Related U.S. Application Data

(62) Division of application No. 29/271,817, filed on Jan. 26, 2007, now Pat. No. Des. 560,901.

(30) **Foreign Application Priority Data**

Jul. 28, 2006 (EM) 000572219-0025

(51) **LOC (8) Cl.** **02-99**

(52) **U.S. Cl.** **D2/971**

(58) **Field of Classification Search** D2/916-918,
D2/925-945, 971; 36/1, 1.5, 11.5, 9 R
See application file for complete search history.

(56) **References Cited**

U.S. PATENT DOCUMENTS

D91,707 S *	3/1934	De Liso	D2/930
D92,203 S *	5/1934	Perugia	D2/930
D93,706 S *	10/1934	Elkin	D2/933
D94,227 S *	1/1935	Kessler	D2/933
D95,788 S *	6/1935	Audino	D2/935

D95,886 S *	6/1935	Wood	D2/930
D96,024 S *	6/1935	De Liso	D2/933
D102,157 S *	12/1936	Walsh	D2/930
D109,868 S *	5/1938	Ebling	D2/925
D110,449 S *	7/1938	Weiner	D2/931
D118,489 S *	1/1940	Edelstein	D2/930
D524,021 S *	7/2006	Choi	D2/971
D535,467 S *	1/2007	Kelsey	D2/971

* cited by examiner

Primary Examiner—Dominic Simone

(74) *Attorney, Agent, or Firm*—Fross Zelnick Lehrman & Zissu, P.C.; Lawrence E. Apolzon, Esq

(57) **CLAIM**

The ornamental design for footwear, as shown and described.

DESCRIPTION

FIG. 1 is a front perspective view of a shoe showing my footwear design;

FIG. 2 is a left side view of the footwear shown in FIG. 1;

FIG. 3 is a right side view of the footwear shown in FIG. 1;


FIG. 4 is a front view of the footwear shown in FIG. 1;

FIG. 5 is a rear view of the footwear shown in FIG. 1; and,

FIG. 6 is a top view of the footwear shown in FIG. 1.

The broken line showing of the sole, heel, heel cap, buckle, buckle holes, front portion of footwear and footbed is for illustrative purposes only and forms no part of the claimed design.

1 Claim, 6 Drawing Sheets






FIG. 1

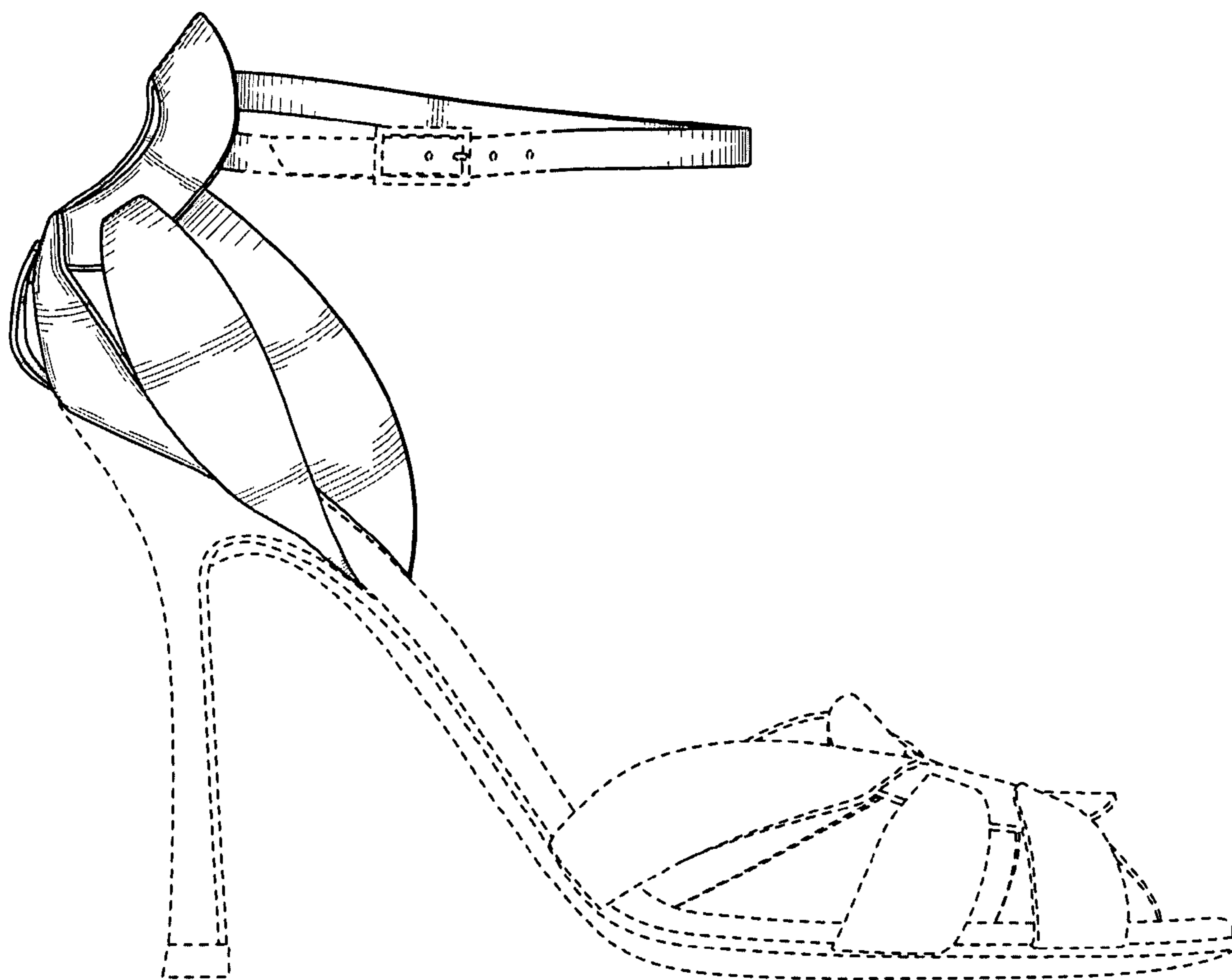


FIG. 2




FIG. 3

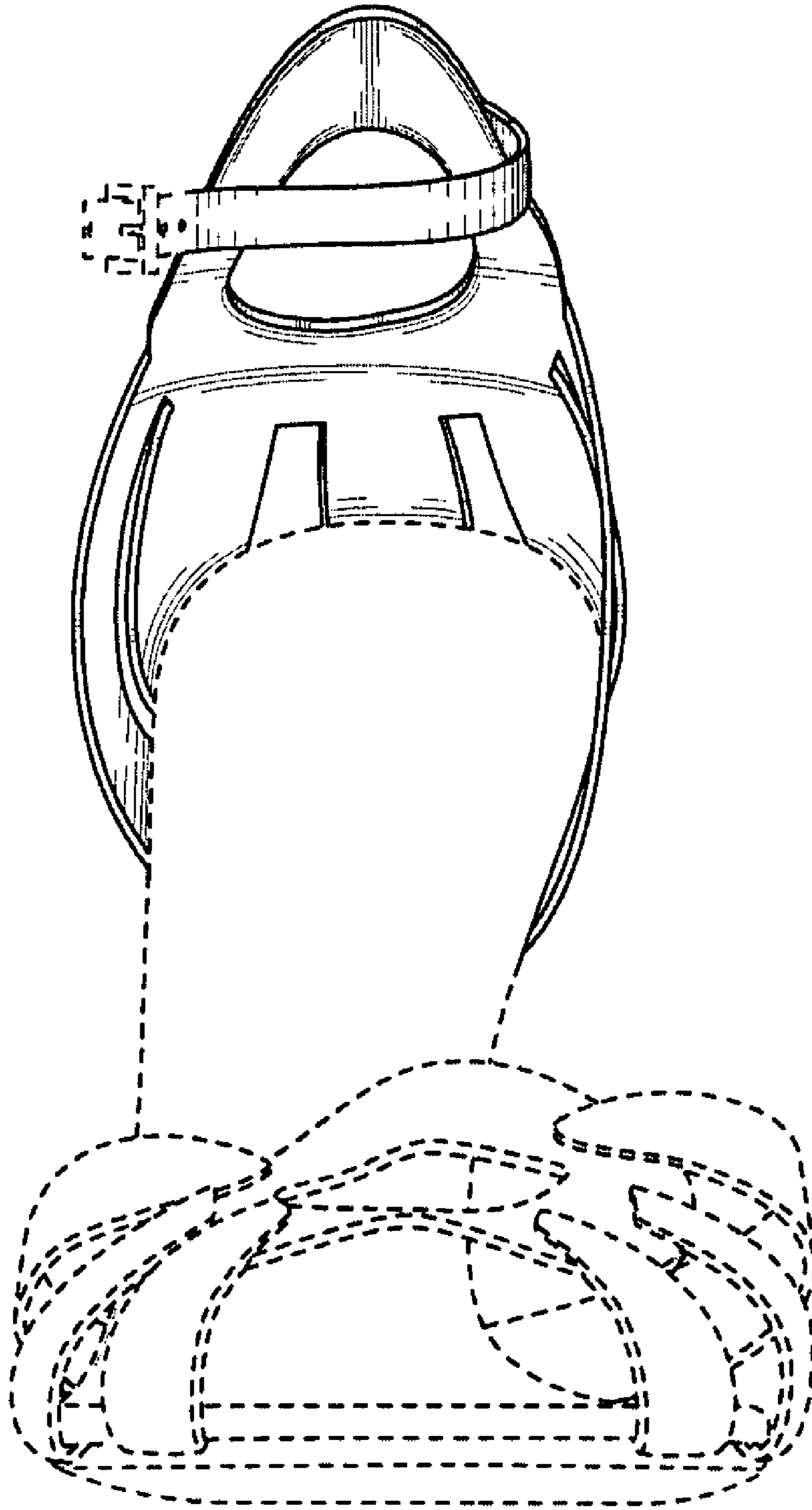


FIG. 4

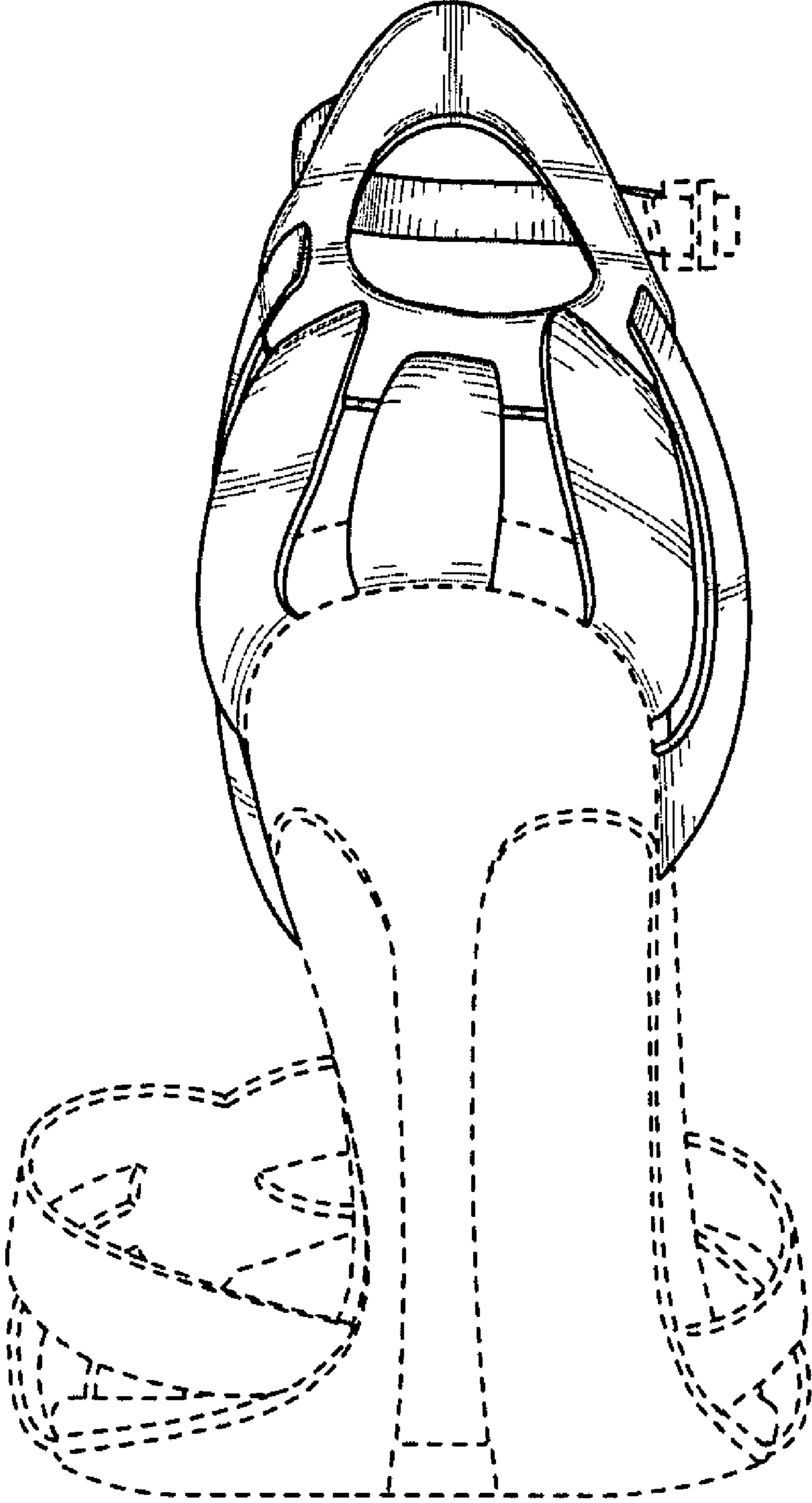


FIG. 5

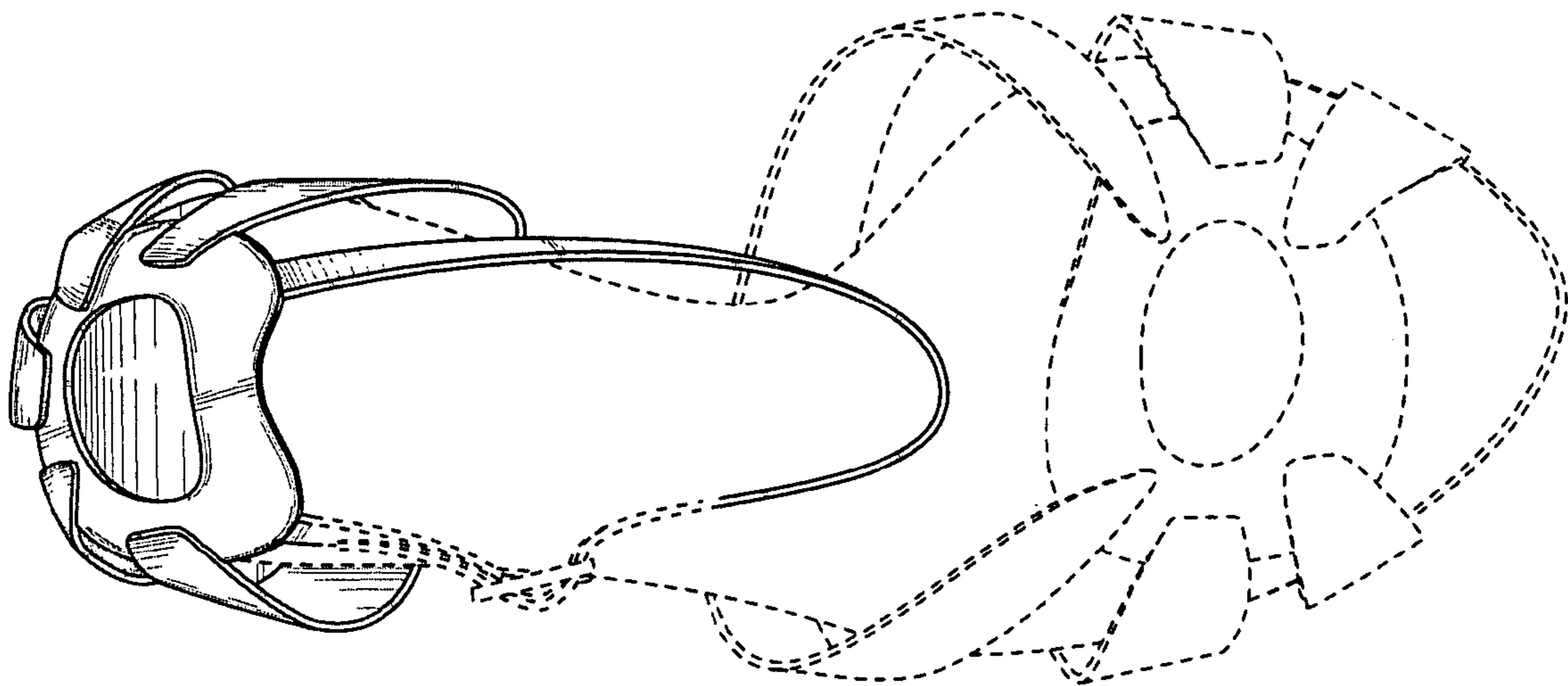


FIG. 6