



US00D572449S

(12) **United States Design Patent**  
**Ringholz**

(10) **Patent No.:** **US D572,449 S**  
(45) **Date of Patent:** **\*\* Jul. 8, 2008**

(54) **FOOTWEAR FOOTBED**

D555,336 S \* 11/2007 Earle ..... D2/946

(75) Inventor: **Ryan Ringholz**, Mill Valley, CA (US)

(73) Assignee: **Deckers Outdoor Corporation**, Goleta, CA (US)

(\*\*) Term: **14 Years**

(21) Appl. No.: **29/293,531**

(22) Filed: **Nov. 29, 2007**

(51) **LOC (8) Cl.** ..... **02-04**

(52) **U.S. Cl.** ..... **D2/961; D2/946; D2/917**

(58) **Field of Classification Search** ..... D2/896,  
D2/897, 916, 917, 925, 946, 961, 969, 970-972;  
36/7.3-7.5, 11.5, 43-45, 88, 89, 94, 106  
See application file for complete search history.

(56) **References Cited**

**U.S. PATENT DOCUMENTS**

2,932,097	A *	4/1960	George	.....	36/11.5
D336,977	S *	7/1993	Sensi	.....	D2/961
D337,650	S *	7/1993	Thomas et al.	.....	D2/961
D373,013	S *	8/1996	Rosetta	.....	D2/961
6,003,246	A *	12/1999	Pan	.....	36/11.5
6,029,372	A *	2/2000	Pan	.....	36/11.5
D437,990	S *	2/2001	Hooper	.....	D2/961
D439,555	S *	3/2001	Palmeri et al.	.....	D12/179
D497,471	S *	10/2004	Hankamer	.....	D2/961
D505,537	S *	5/2005	Friedman	.....	D2/961
D511,241	S *	11/2005	Cobian	.....	D2/917
D543,684	S *	6/2007	Andersen et al.	.....	D2/969
D551,830	S *	10/2007	Fudalik	.....	D2/946

**OTHER PUBLICATIONS**

Ugg Winter 2002 Collection Catalog, Fluff Scuff model, photo of Fluff Scuff 2002 model.

Bonsai Sandals website, <http://web.archive.org/web/20061115062049/http://www.bonsaisandals.com/>, (website archived from Nov. 15, 2006), see sandal footbed.

\* cited by examiner

*Primary Examiner*—Stella M. Reid

*Assistant Examiner*—Keli L Acker

(74) *Attorney, Agent, or Firm*—Greer, Burns & Crain, Ltd.

(57) **CLAIM**

The ornamental design for a footwear footbed, as shown and described.

**DESCRIPTION**

FIG. 1 is a lateral perspective view of a footwear footbed showing my new design;

FIG. 2 is a right side elevational view thereof;

FIG. 3 is a left side elevational view thereof;

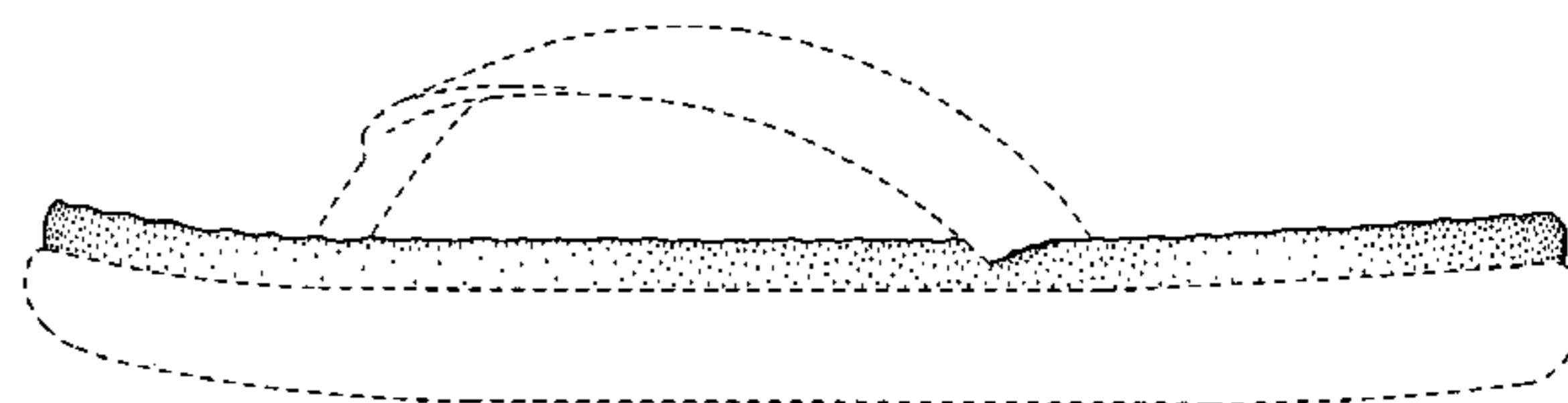
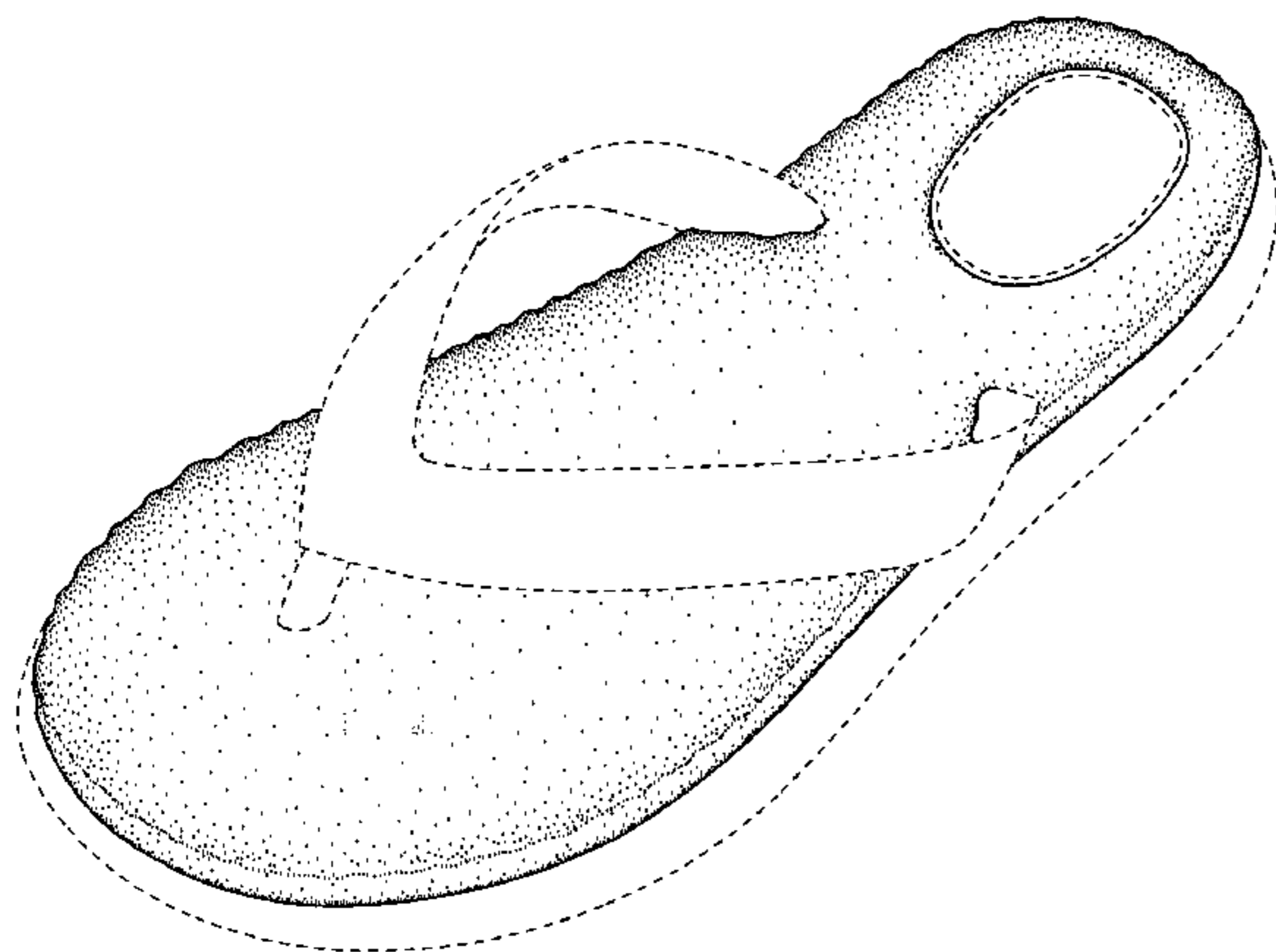
FIG. 4 is a top plan view thereof;

FIG. 5 is a front elevational view thereof; and,

FIG. 6 is a rear elevational view thereof.

The broken lines in FIGS. 1-6 represent portions of the footwear that form no part of the claimed design. The broken line which defines the bounds of the claimed design forms no part thereof.

**1 Claim, 2 Drawing Sheets**



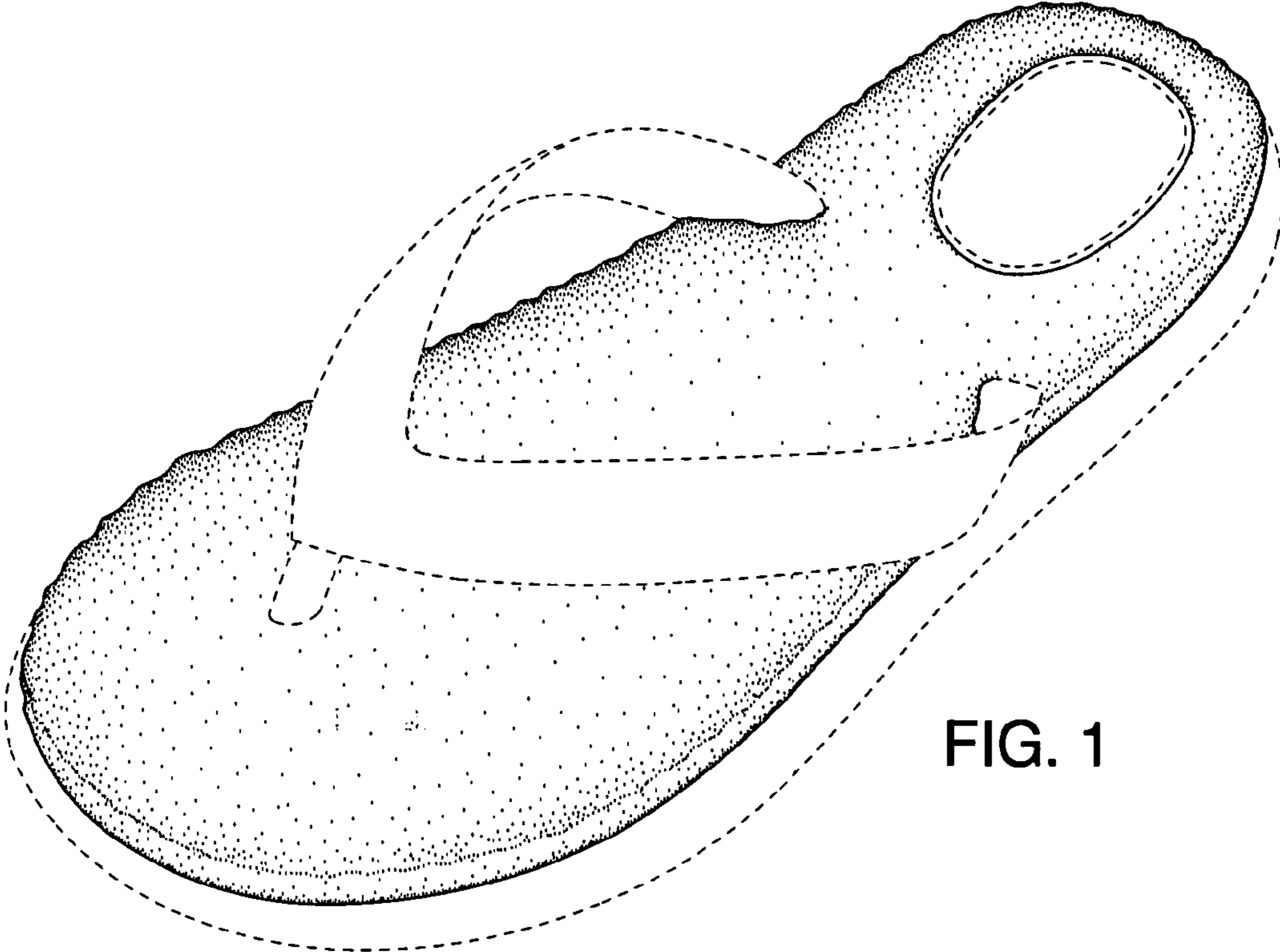


FIG. 1

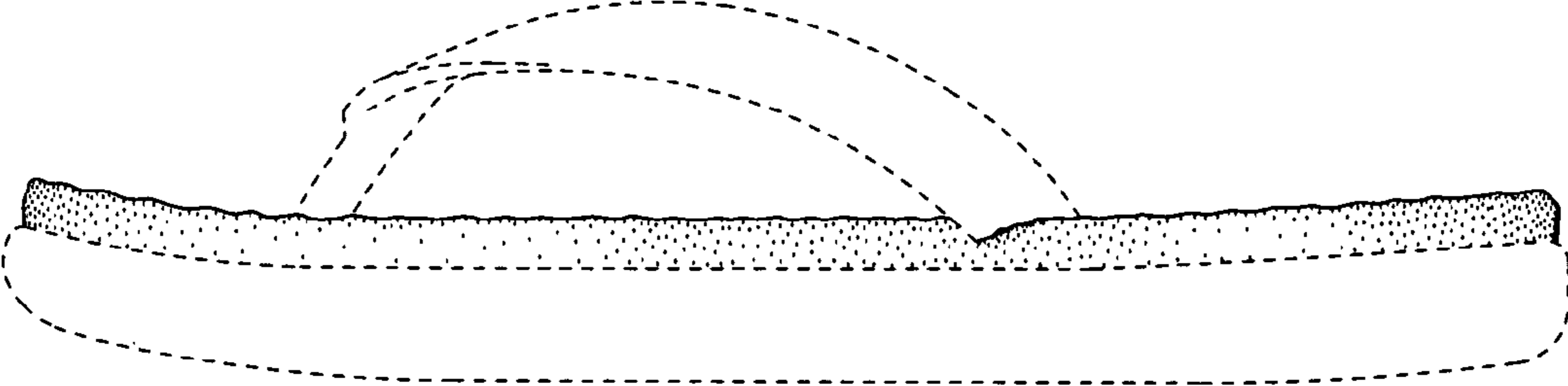


FIG. 2

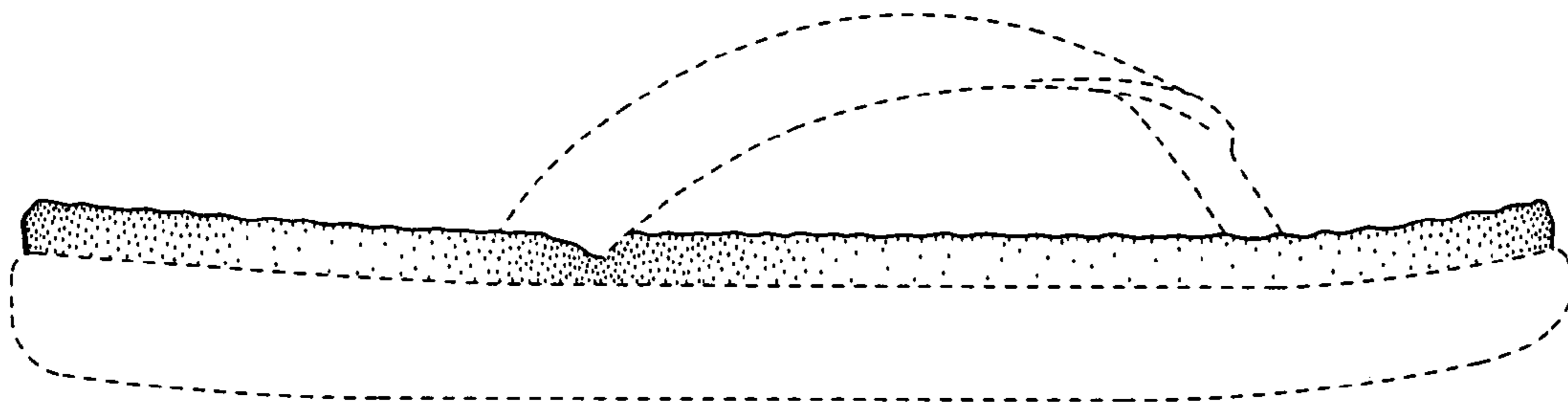


FIG. 3

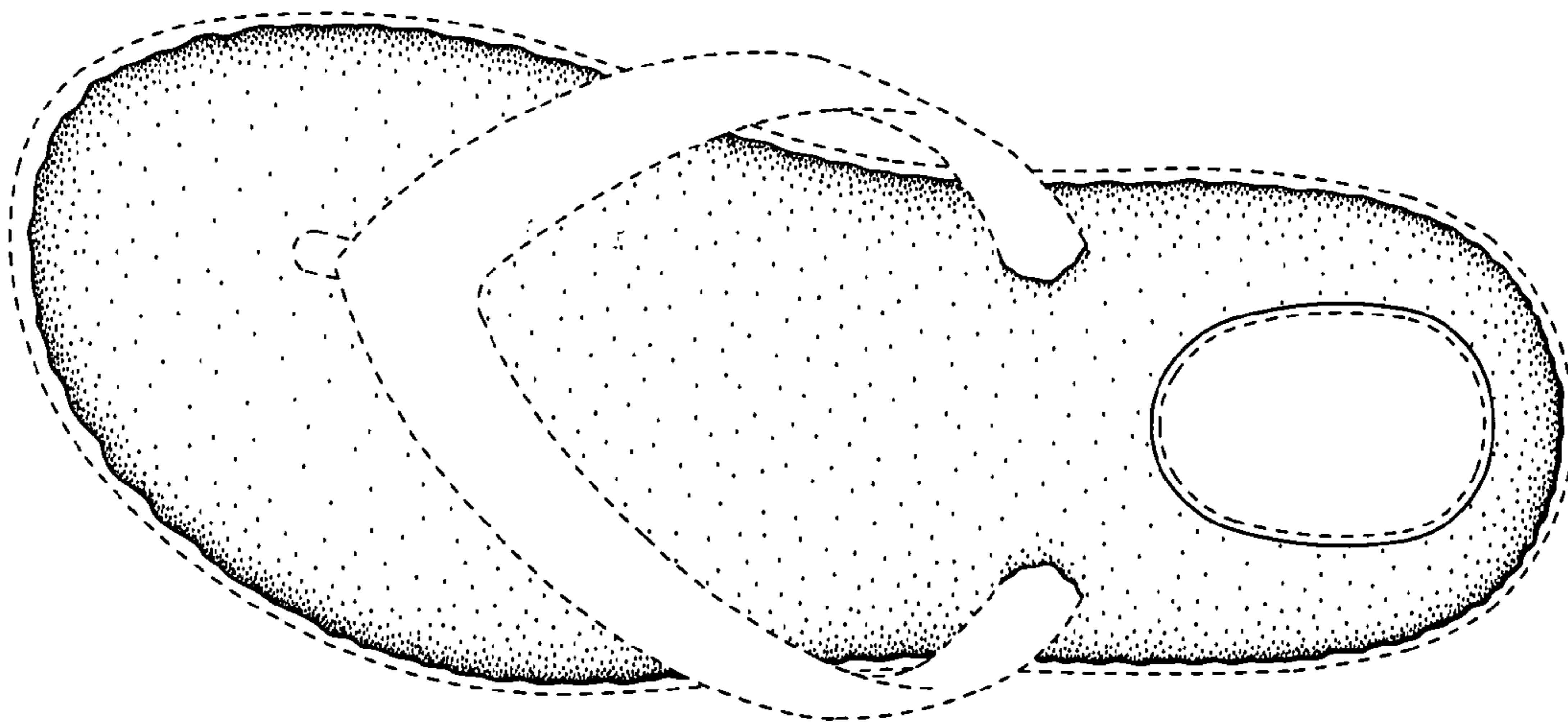


FIG. 4

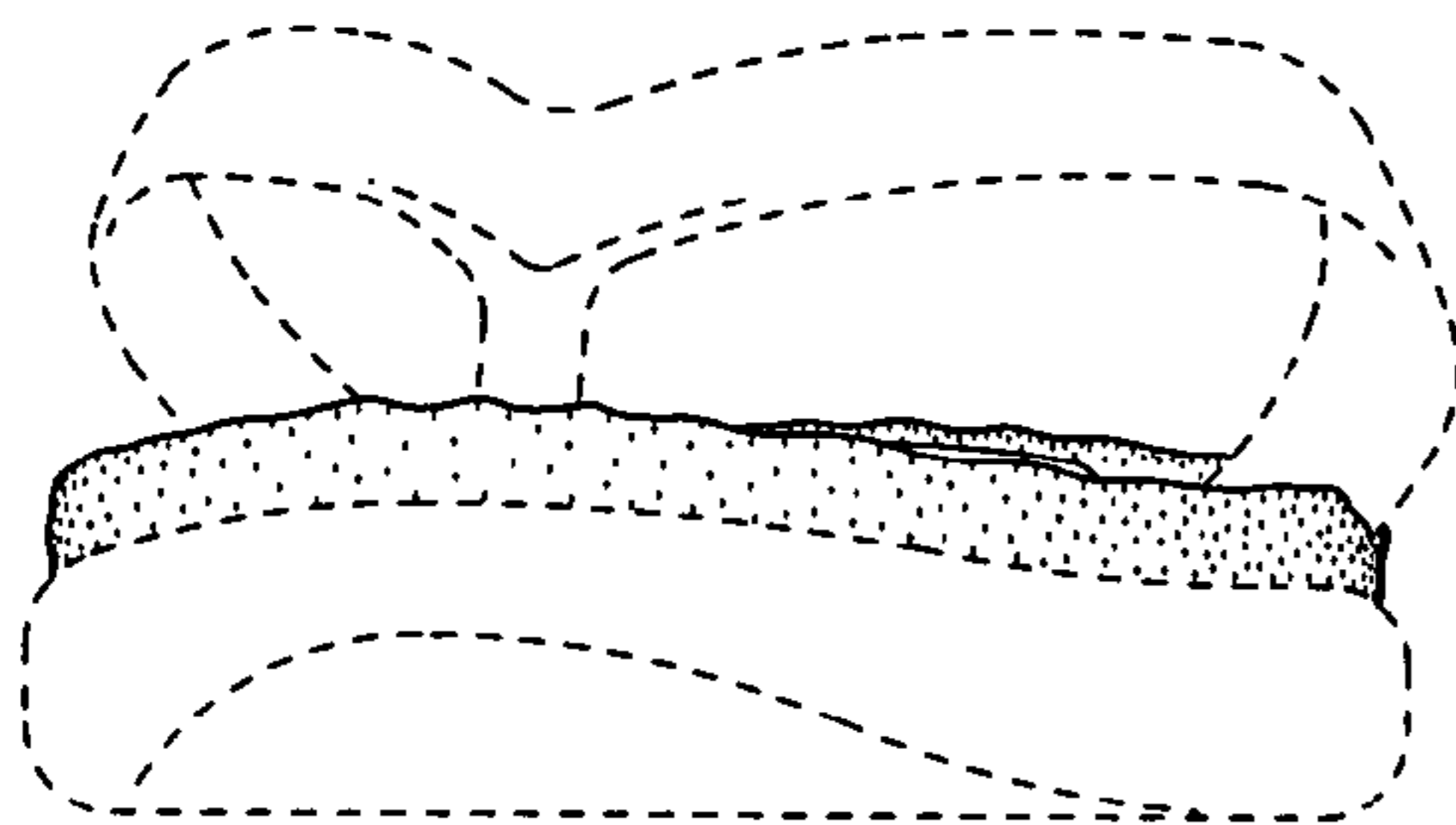


FIG. 5

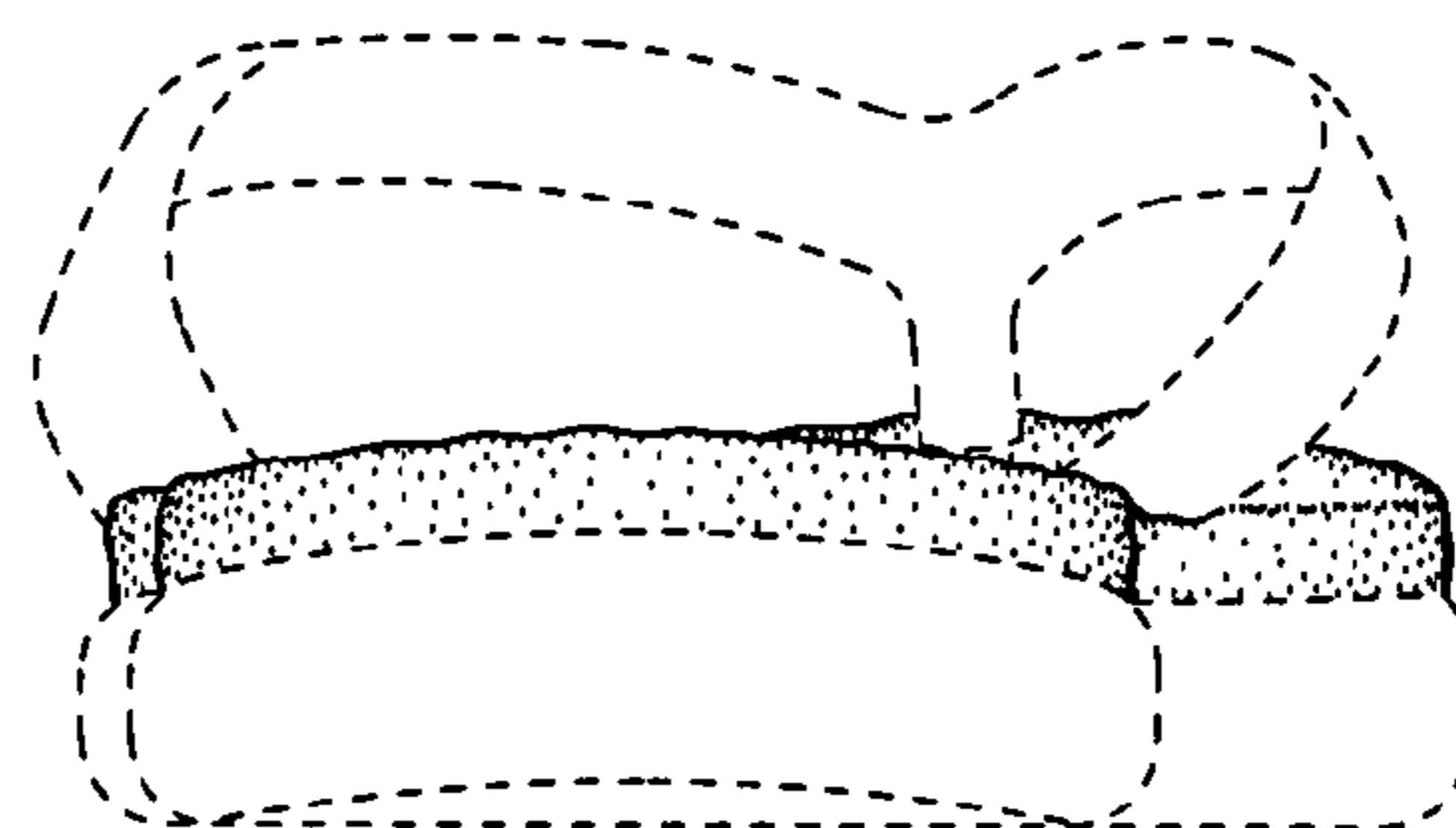


FIG. 6