



US00D572445S

(12) **United States Design Patent**  
**Matis**

(10) **Patent No.:** **US D572,445 S**  
(45) **Date of Patent:** **\*\* Jul. 8, 2008**

(54) **FOOTWEAR SOLE**

(75) Inventor: **Clark A. Matis**, Charlotte, VT (US)

(73) Assignee: **Wolverine World Wide, Inc.**, Rockford, MI (US)

(\*\*) Term: **14 Years**

(21) Appl. No.: **29/293,084**

(22) Filed: **Nov. 7, 2007**

(51) **LOC (8) Cl.** ..... **02-04**

(52) **U.S. Cl.** ..... **D2/952; D2/953; D2/954; D2/955**

(58) **Field of Classification Search** ..... D2/902, D2/906, 908, 947, 951-960; 36/3 B, 22 R, 36/24.5, 25 R, 28, 32 R, 67 A, 59 C, 103  
See application file for complete search history.

(56) **References Cited**

**U.S. PATENT DOCUMENTS**

D80,001 S *	11/1929	Wydom	.....	D2/952
D137,676 S *	4/1944	Eisler	.....	D19/61
D166,472 S *	4/1952	Kaplan	.....	D2/949
D189,789 S *	2/1961	Berzac	.....	D99/37
D356,115 S *	3/1995	Dayhoff	.....	D19/62
D512,820 S *	12/2005	Le	.....	D2/956
D553,831 S *	10/2007	McClaskie	.....	D2/952
D555,883 S *	11/2007	Andersen et al.	.....	D2/952
D555,884 S *	11/2007	Andersen et al.	.....	D2/952

**OTHER PUBLICATIONS**

CAT 1997 Catalog, p. 37.  
Merrell Sandals Spring, Summer 1996 Catalog, p. 4.

Hy-Test 1998 Catalog, p. 69.  
Merrell Spring Performance Footwear 2000 Catalog, p. 41.  
Harley-Davidson 2000 Catalog, p. 33.  
Patagonia Spring/Summer 2008 Catalog, p. 18.  
CAT Autumn/Winter 2007 Catalog, p. 3.  
Hytest 2007 Catalog, p. 73.  
Bates 2007 Catalog, p. 20.  
Wolverine 2000 Catalog Rubber Section, p. 1.

\* cited by examiner

*Primary Examiner*—Celia A Murphy

(74) *Attorney, Agent, or Firm*—Warner Norcross & Judd LLP

(57) **CLAIM**

The ornamental design for footwear sole, as shown and described.

**DESCRIPTION**

FIG. 1 is a perspective view of the footwear sole embodying the new design;

FIG. 2 is a bottom view thereof;

FIG. 3 is a right side view thereof;

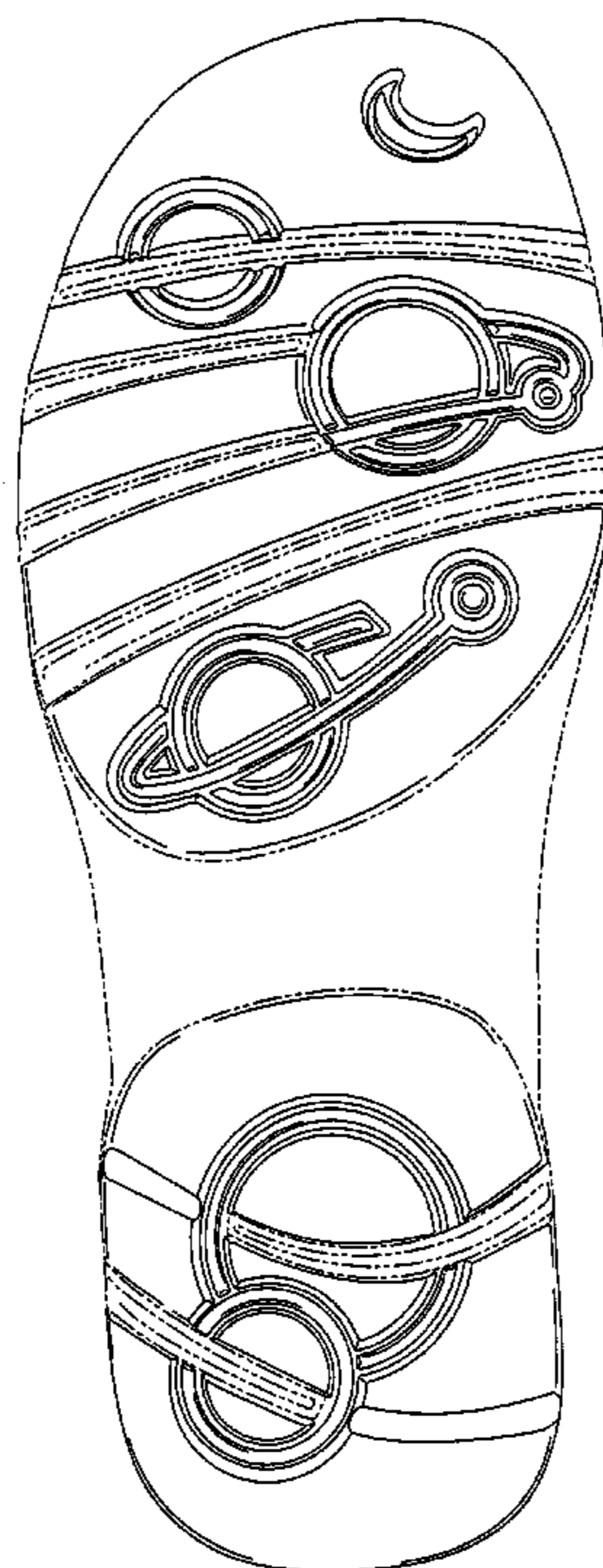
FIG. 4 is a left side view thereof;

FIG. 5 is a front view thereof; and,

FIG. 6 is a rear view thereof.

FIGS. 1-6 show features of an article of footwear in phantom lines. These features are shown for environmental purposes and do not form any part of the claimed design. Further, the phantom lines immediately adjacent the solid-line portions of the design form the boundary of the design, with the phantom lines forming no part of the claimed design.

**1 Claim, 4 Drawing Sheets**



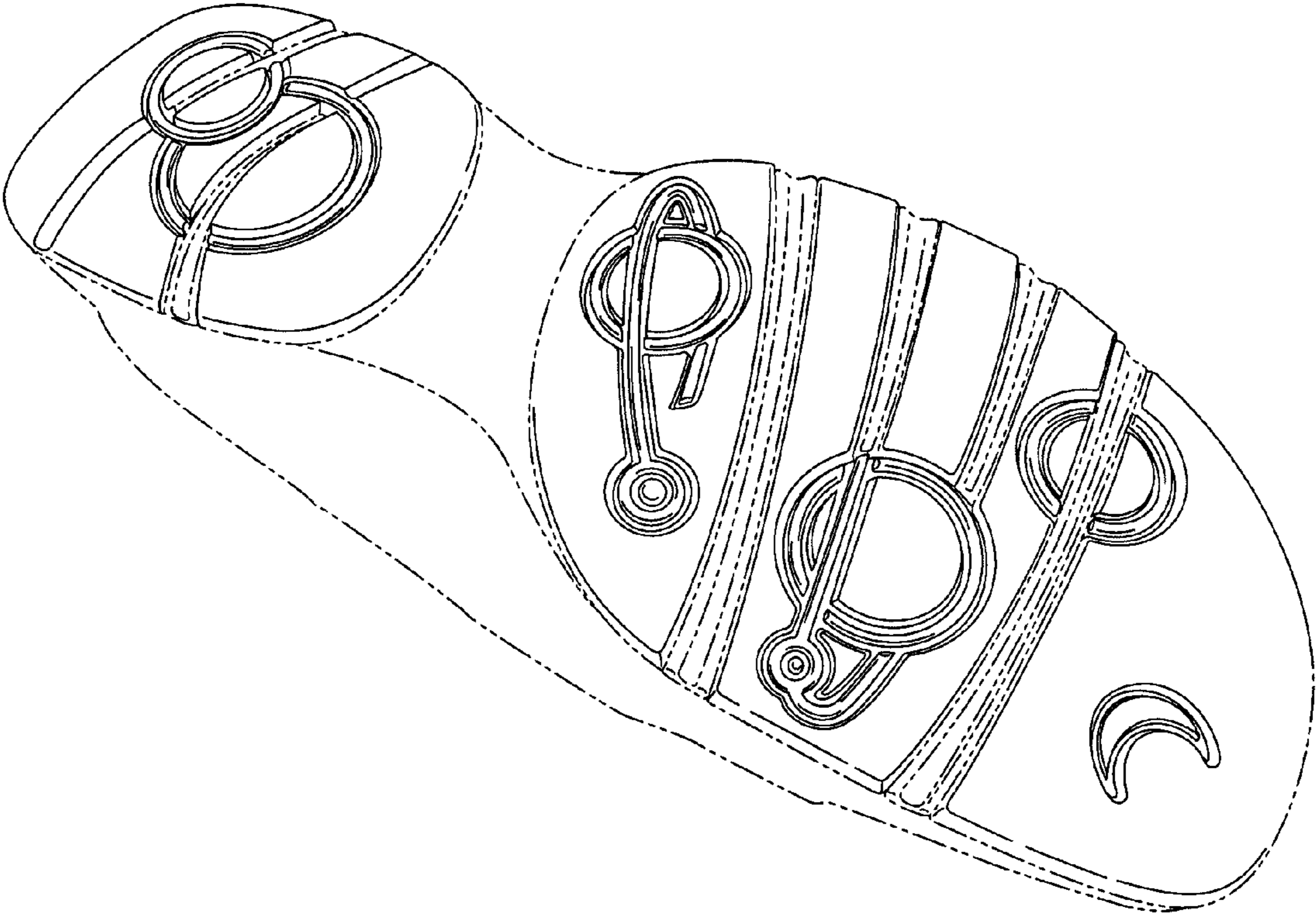


Fig. 1

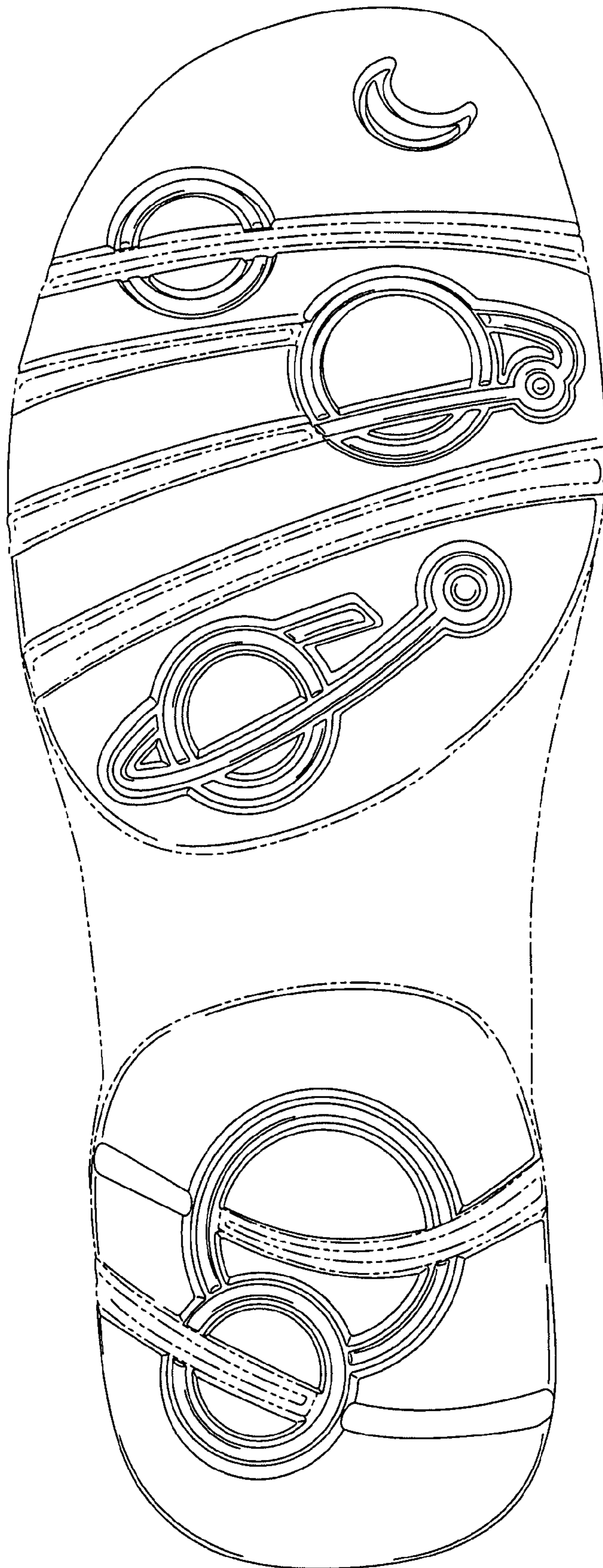


Fig. 2




Fig. 3




Fig. 4



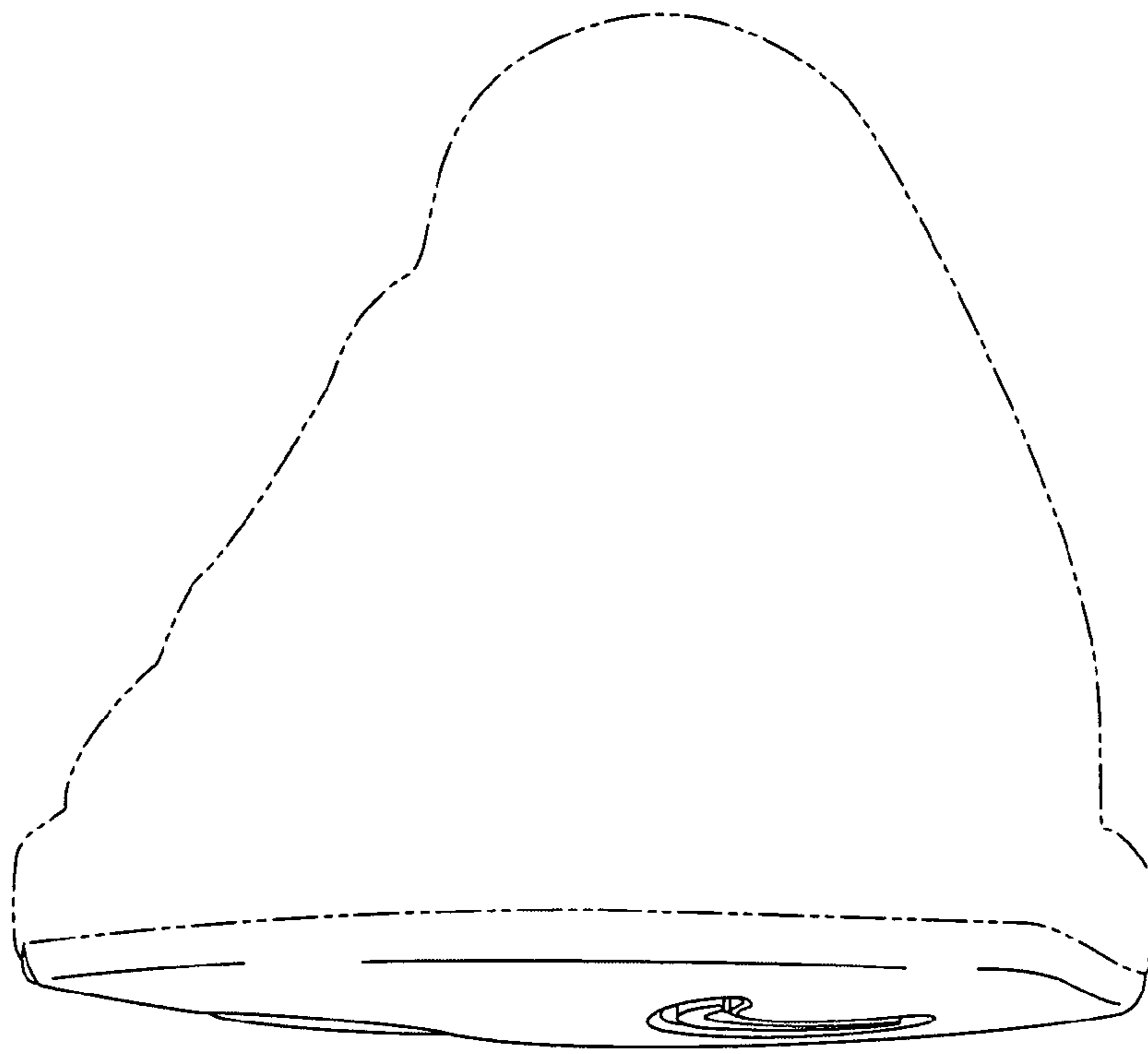


Fig. 5

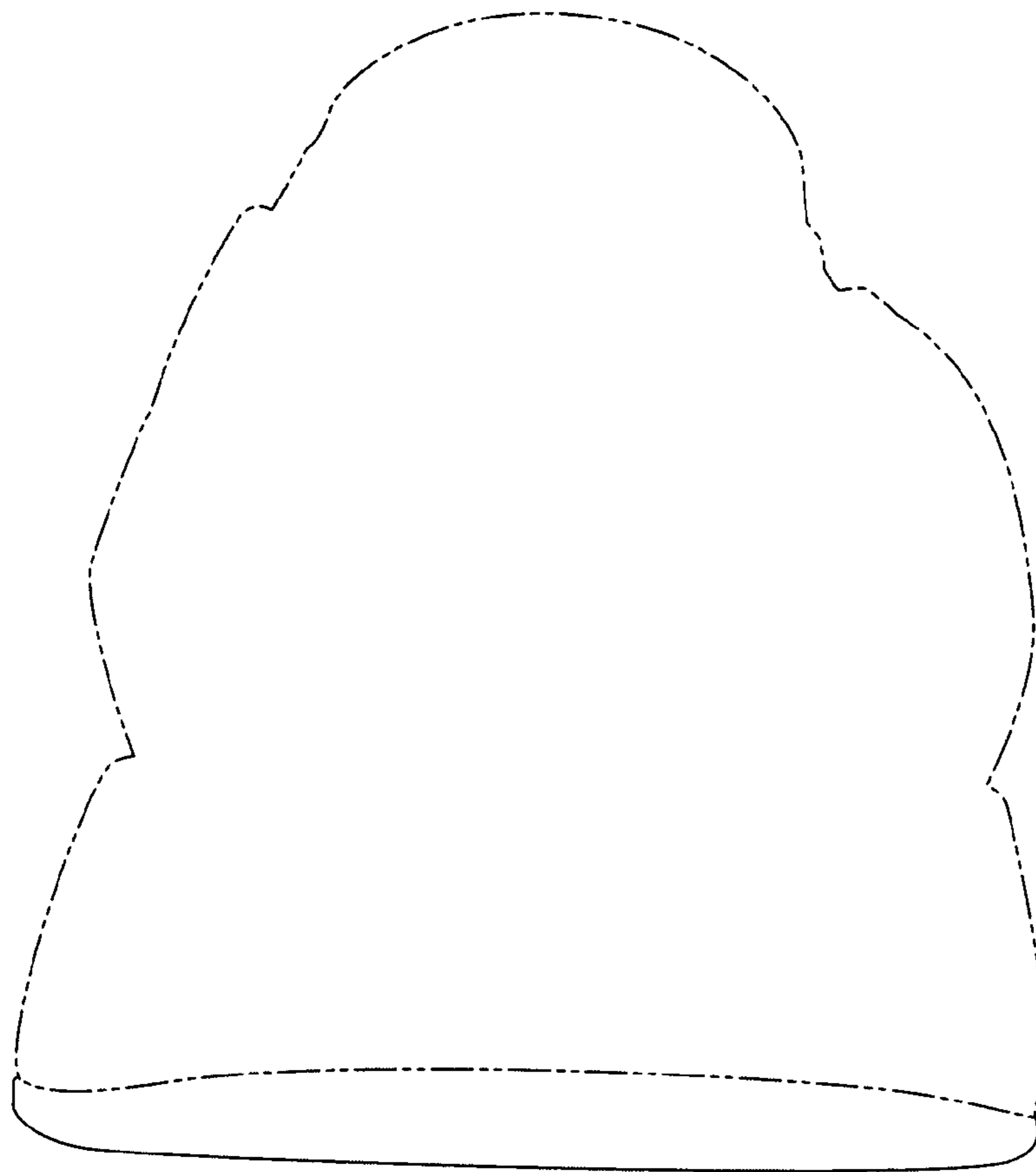


Fig. 6