



US00D572437S

(12) **United States Design Patent**
Scott

(10) **Patent No.:** **US D572,437 S**
(45) **Date of Patent:** **** Jul. 8, 2008**

(54) **CAP**

(76) **Inventor:** **Sylvia Scott**, 1637 Westway Dr., James Island, SC (US) 29412

(**) **Term:** **14 Years**

(21) **Appl. No.:** **29/292,556**

(22) **Filed:** **Oct. 17, 2007**

(51) **LOC (8) Cl.** **02-03**

(52) **U.S. Cl.** **D2/882**

(58) **Field of Classification Search** D2/865,
D2/866, 869, 871, 872, 873, 875, 876, 879,
D2/881, 882, 884, 886, 887, 888, 891, 893,
D2/894, 895; 2/10, 171, 171.1, 171.4, 171.5,
2/200.1, 209.11, 209.12, 209.13, 244, 246,
2/270, 279; 40/329; 362/106
See application file for complete search history.

(56) **References Cited**

U.S. PATENT DOCUMENTS

- 1,525,386 A * 2/1925 Hiebl et al. 2/200.1
- 1,824,840 A * 9/1931 Ruffing, Sr. 2/7
- 1,870,298 A * 8/1932 Stone 132/274
- 2,106,570 A 1/1938 Lipton
- 2,106,571 A * 1/1938 Lipton 2/171.5
- 2,119,330 A * 5/1938 Hirsh 2/209.3
- 2,147,504 A * 2/1939 Spanel 2/68
- D130,200 S * 10/1941 Maxwell et al. D2/888
- D136,706 S * 11/1943 Burnside D2/881
- D140,612 S * 3/1945 le Bouedec D2/865
- 2,417,323 A * 3/1947 Richards et al. 2/68
- 4,485,495 A * 12/1984 Lunt 2/200.1
- D281,733 S * 12/1985 Robinson, Jr. D2/884
- 5,170,509 A 12/1992 Leopold
- D339,903 S * 10/1993 Ballew D2/884
- D350,847 S * 9/1994 Thomas D2/882
- D352,379 S * 11/1994 Pierce, Jr. D2/882
- D366,352 S 1/1996 Shoemaker et al.
- D373,894 S 9/1996 Turner
- 5,603,121 A 2/1997 Borkovic
- D380,887 S 7/1997 Durodola
- 5,664,261 A * 9/1997 Lacy 2/172

- D384,789 S * 10/1997 Crabb et al. D2/866
- 5,694,647 A * 12/1997 Crickmore 2/172
- D389,958 S * 1/1998 Kinkead D29/102
- D396,546 S 8/1998 Marrs
- D397,239 S * 8/1998 Marrs D2/882
- D399,338 S * 10/1998 Lund D2/879
- 5,875,494 A * 3/1999 Garnier et al. 2/209.7
- D417,334 S * 12/1999 Wands D2/893
- D441,518 S * 5/2001 Bean D2/866
- D442,354 S * 5/2001 Travis D2/882
- D450,173 S * 11/2001 Allen D2/866
- D452,767 S * 1/2002 Balloni et al. D2/882
- D483,927 S * 12/2003 Appleberry D2/882
- D496,146 S * 9/2004 Appleberry D2/876
- D500,187 S * 12/2004 Richardson D2/884
- D527,871 S * 9/2006 Rogers D2/882

(Continued)

Primary Examiner—Elizabeth A Albert
Assistant Examiner—Karen E Eldridge Powers
(74) *Attorney, Agent, or Firm*—Ronald L. Phillips

(57) **CLAIM**

The ornamental design for a cap, substantially as shown and described.

DESCRIPTION

This application is related to concurrently filed U.S. Design patent application Ser. No. 29/292,558.

FIG. 1 is a perspective view of a cap showing my design;

FIG. 2 is a perspective view at a different angle of the cap;

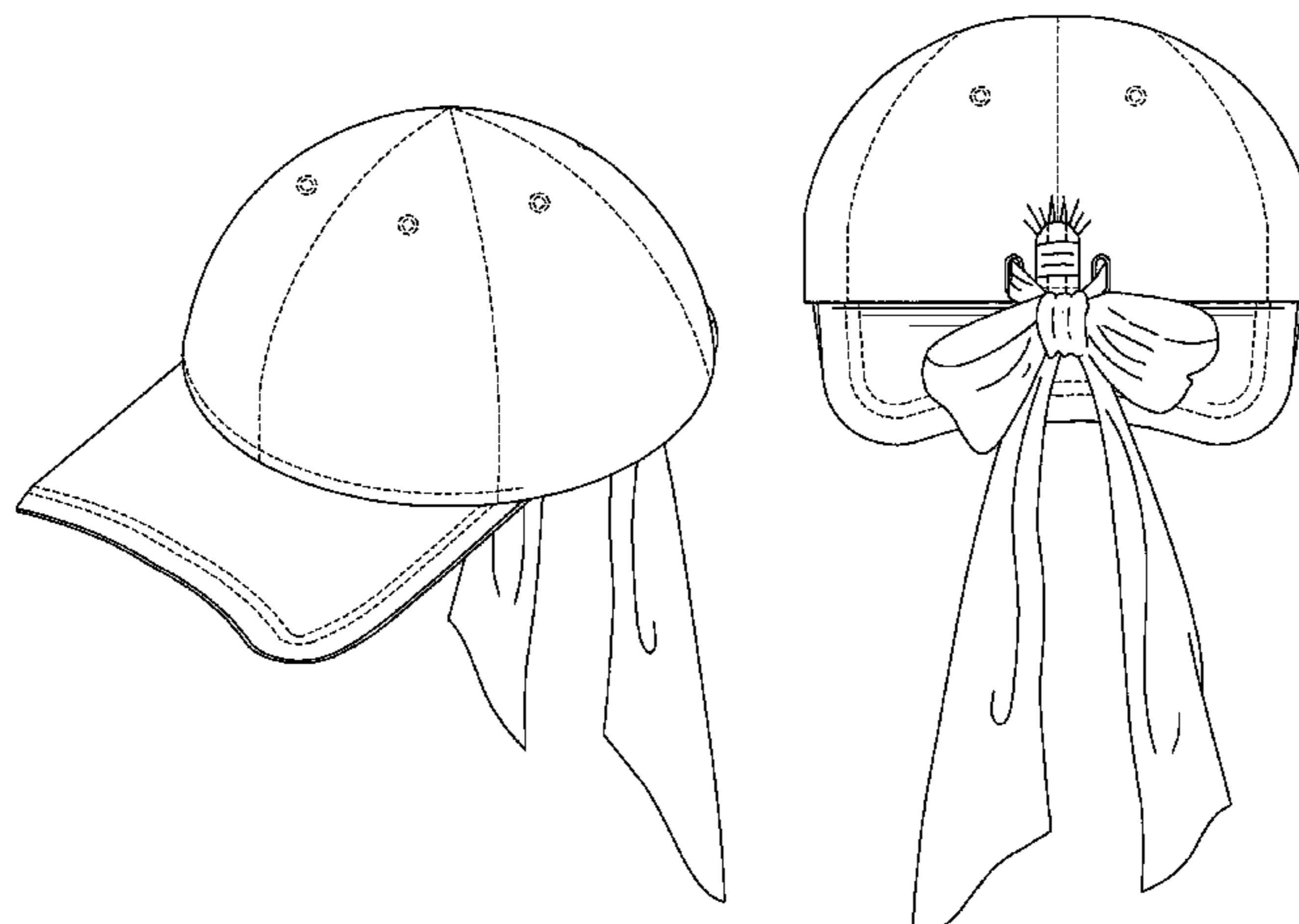
FIG. 3 is a front view of the cap; and,

FIG. 4 is a rear view of the cap.

The two rows of broken lines that follow the edge of the visor and the single horizontal broken line at the front base of the crown illustrate stitching and are part of the claimed design.

The vertical broken lines extending from the button to the edge of the crown as well as the ventilation holes shown in broken lines illustrate environmental matter and form no part of the claimed design.

1 Claim, 3 Drawing Sheets



US D572,437 S

Page 2

U.S. PATENT DOCUMENTS

D541,013 S *	4/2007	Kim	D2/882	D553,331 S *	10/2007	Henson	D2/893
D541,508 S *	5/2007	Day	D2/866	2002/0108165 A1 *	8/2002	Porter et al.	2/195.2
D547,030 S *	7/2007	Marquardt	D2/867	2004/0154073 A1 *	8/2004	Hall et al.	2/200.1

* cited by examiner

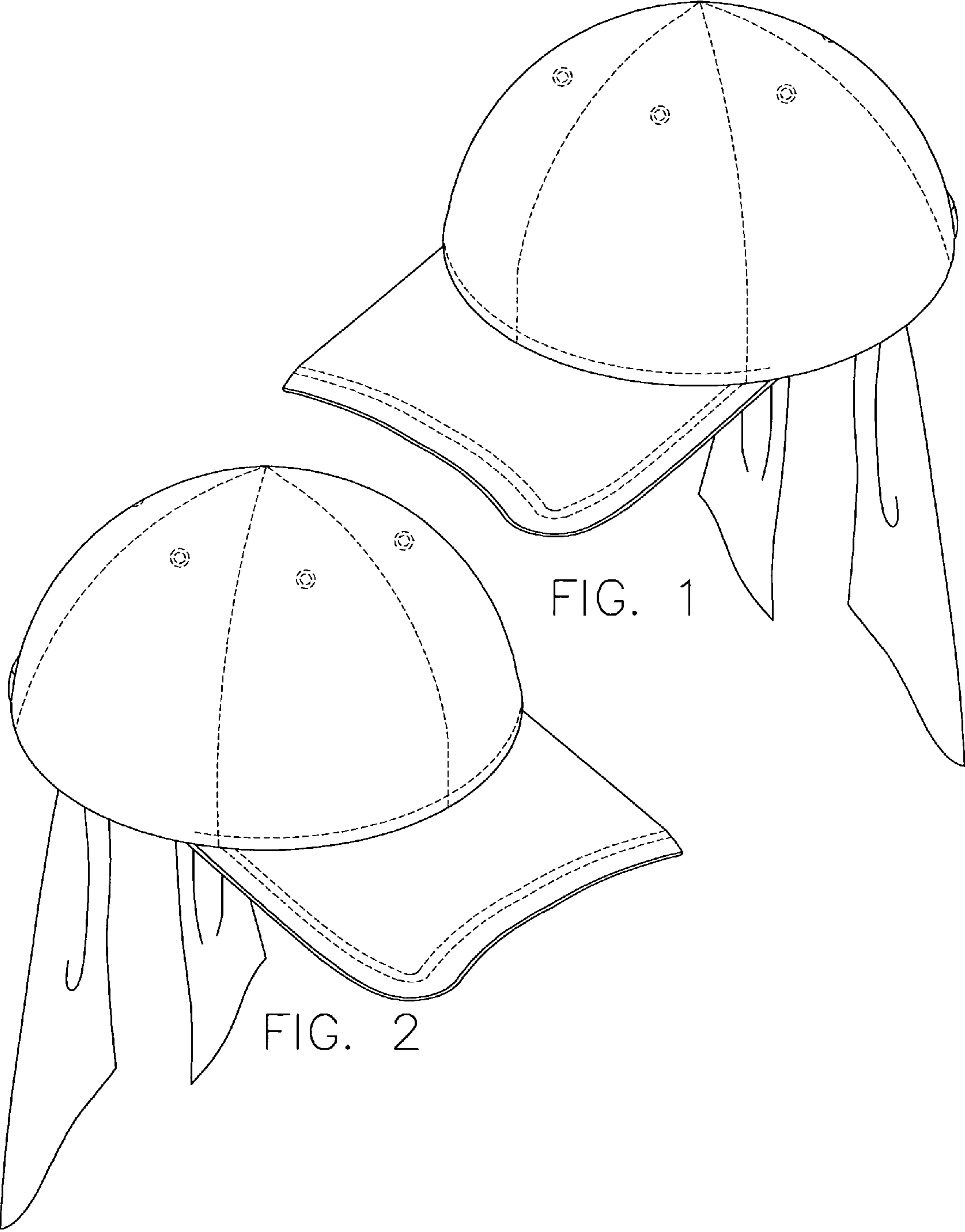


FIG. 1

FIG. 2

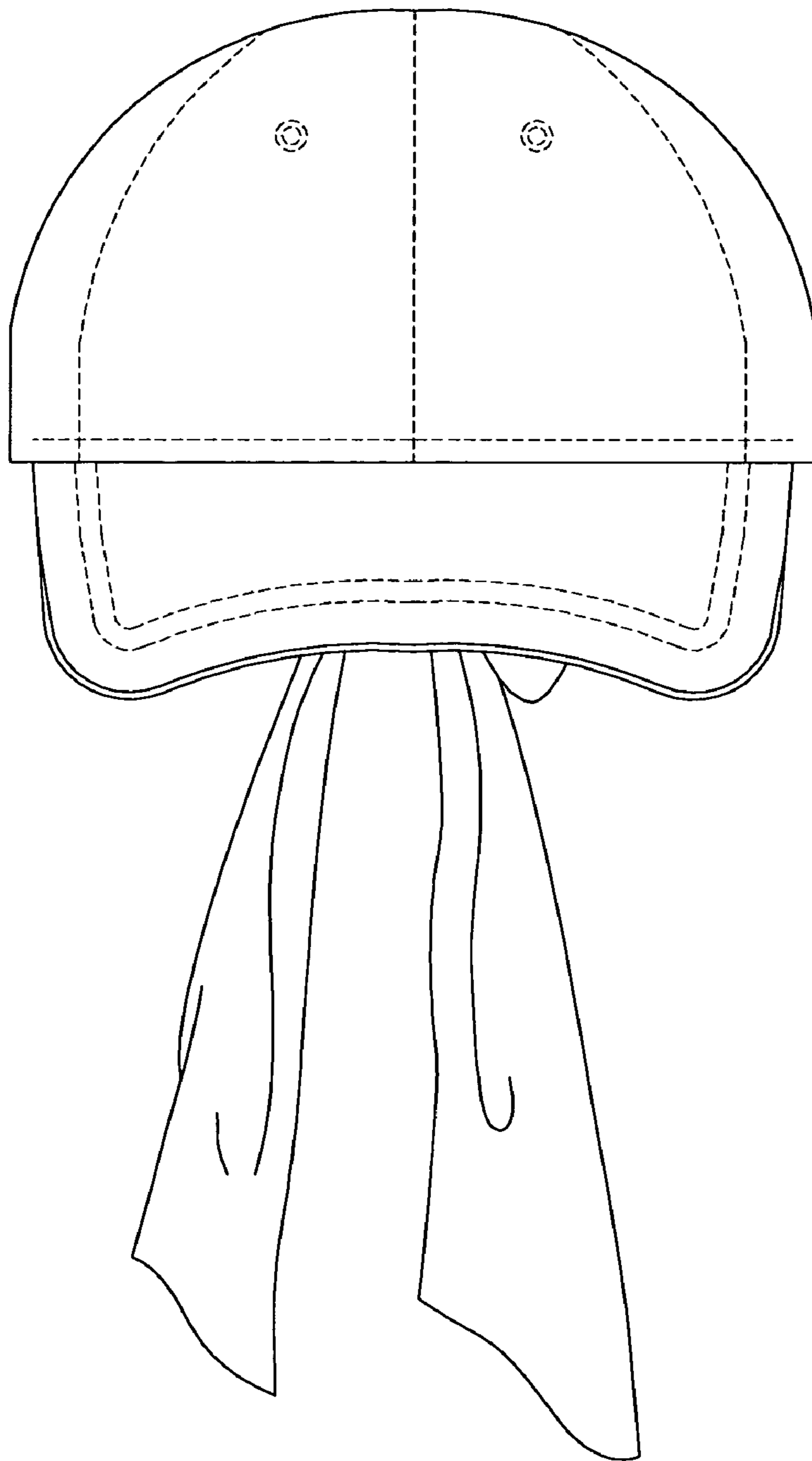


FIG. 3

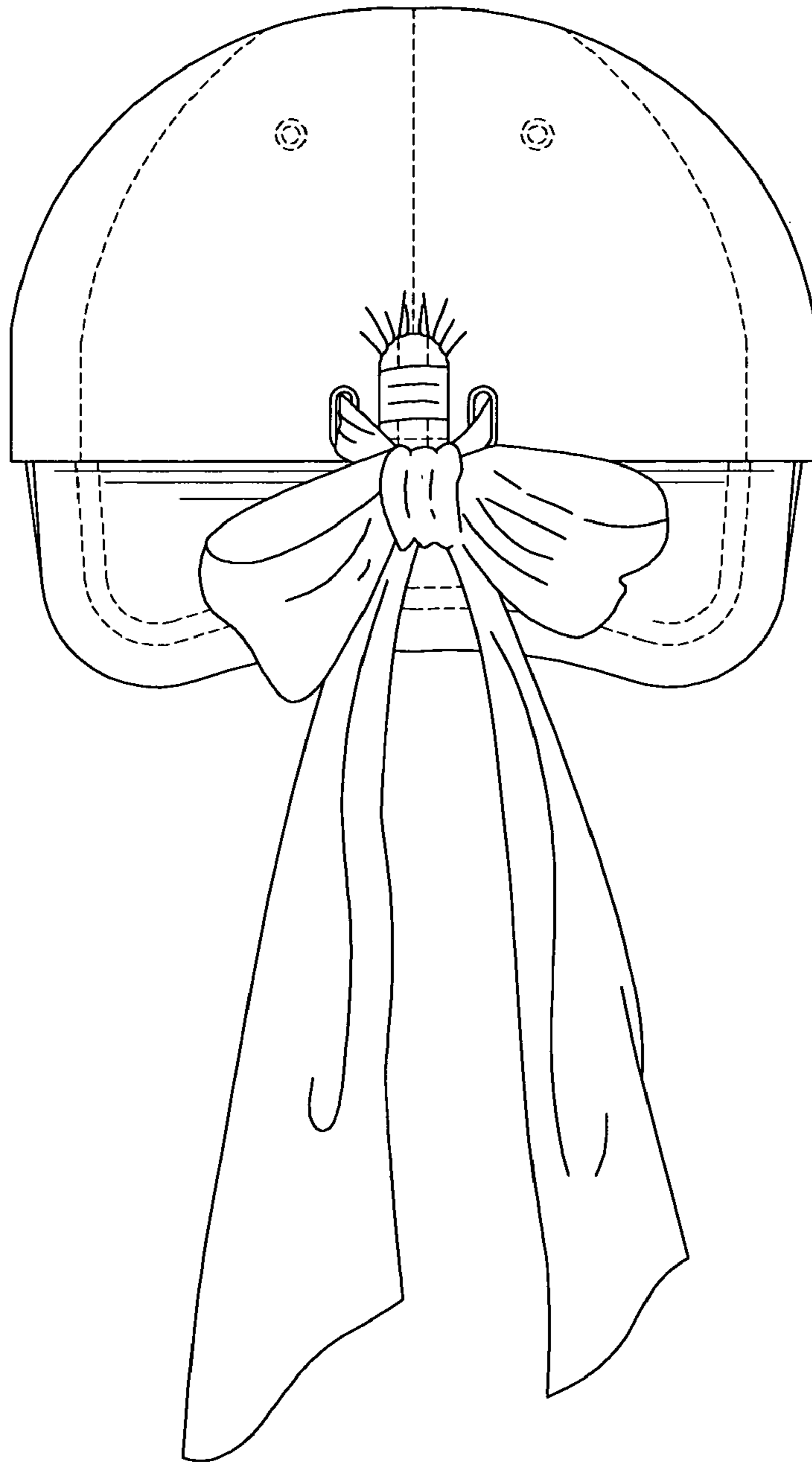


FIG. 4