



US00D572429S

(12) **United States Design Patent**  
**Haas et al.**

(10) **Patent No.:** **US D572,429 S**  
(45) **Date of Patent:** **\*\* Jul. 8, 2008**

(54) **COOKIE**

(75) Inventors: **Olav M. Haas**, Paw Paw, MI (US);  
**Glenn R. Quinlan**, Battle Creek, MI (US)

(73) Assignee: **Kellogg Company**, Battle Creek, MI (US)

(\*\*) Term: **14 Years**

(21) Appl. No.: **29/279,729**

(22) Filed: **May 7, 2007**

(51) **LOC (8) Cl.** ..... **01-01**

(52) **U.S. Cl.** ..... **D1/128**

(58) **Field of Classification Search** ..... D1/120,  
D1/126-9, 199; 426/94-5, 89, 138-9, 144,  
426/543, 549-50, 383, 496

See application file for complete search history.

(56) **References Cited**

**U.S. PATENT DOCUMENTS**

D9,574 S *	10/1876	Collum	.....	D1/127
D90,591 S *	8/1933	O'Leary	.....	D1/114
D96,210 S *	7/1935	Werner	.....	D1/128
D148,602 S *	2/1948	Bemis	.....	D1/121
D297,280 S *	8/1988	Lucas et al.	.....	D1/128
D297,480 S *	9/1988	Hebeler	.....	D1/125
D373,232 S *	9/1996	Gluszak et al.	.....	D1/125
D373,233 S *	9/1996	Gluszak et al.	.....	D1/125
D374,969 S *	10/1996	Gluszak et al.	.....	D1/125
D375,183 S *	11/1996	Gluszak et al.	.....	D1/125
D375,395 S *	11/1996	Gluszak et al.	.....	D1/125
D376,037 S *	12/1996	Gluszak et al.	.....	D1/125
2004/0005392 A1 *	1/2004	Filipi et al.	.....	426/282

\* cited by examiner

*Primary Examiner*—Robin V. Webster

*Assistant Examiner*—Karen E Kearney

(74) *Attorney, Agent, or Firm*—Dickinson Wright PLLC

(57) **CLAIM**

We claim the ornamental design for a cookie, as shown and described.

**DESCRIPTION**

FIG. 1 is a top plan view of a first embodiment of the cookie according to the present invention;

FIG. 2 is bottom plan view of the first embodiment of the cookie;

FIG. 3 is an end elevation view of the first embodiment of the cookie;

FIG. 4 is a side elevation view of the first embodiment of the cookie;

FIG. 5 is a top plan view of a second embodiment of the cookie according to the present invention;

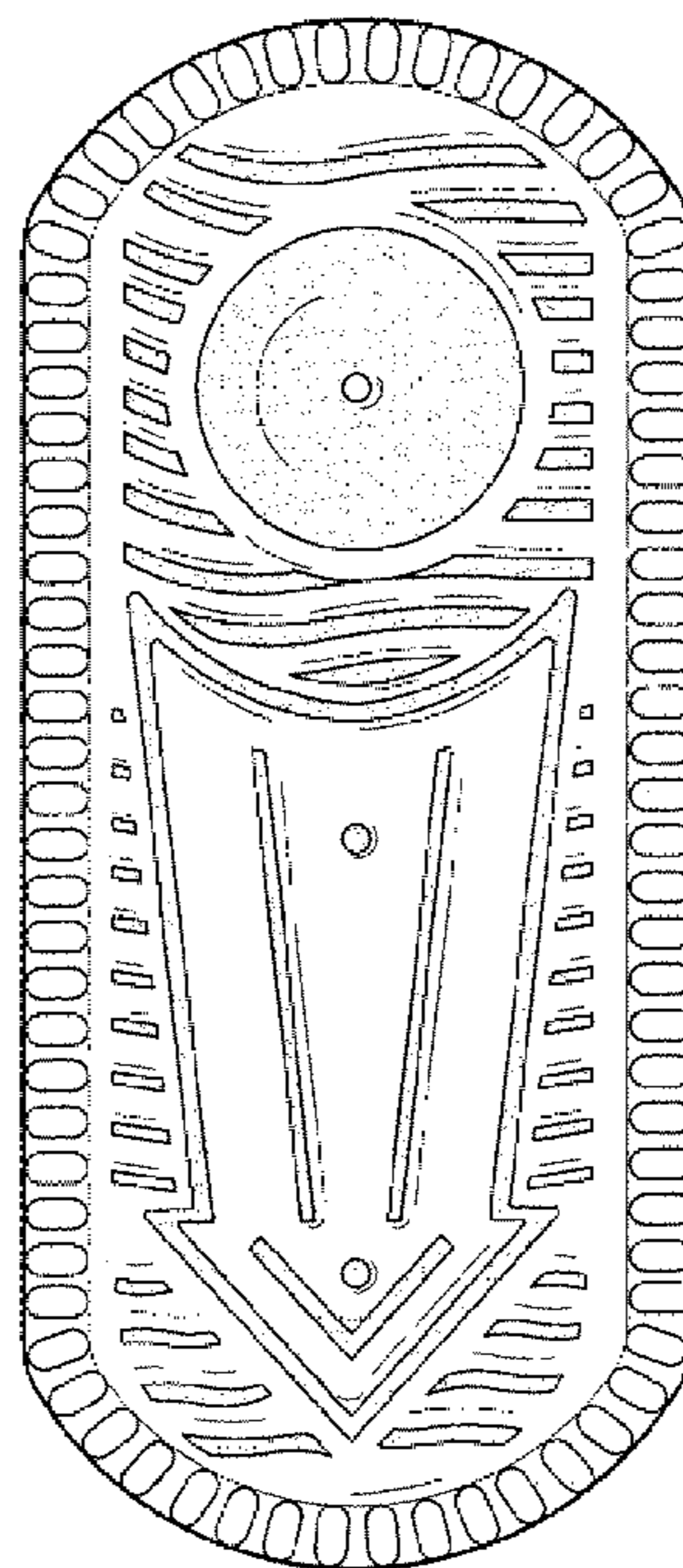
FIG. 6 is a bottom plan view of the second embodiment of the cookie;

FIG. 7 is an end elevation view of the second embodiment of the cookie; and,

FIG. 8 is a side elevation view of the second embodiment of the cookie.

The broken lines showing of showing of the indicia in FIG. 2 and the filling in FIGS. 3 and 4 are for the purpose of illustrating environmental structure and form no part of the claimed design.

**1 Claim, 2 Drawing Sheets**



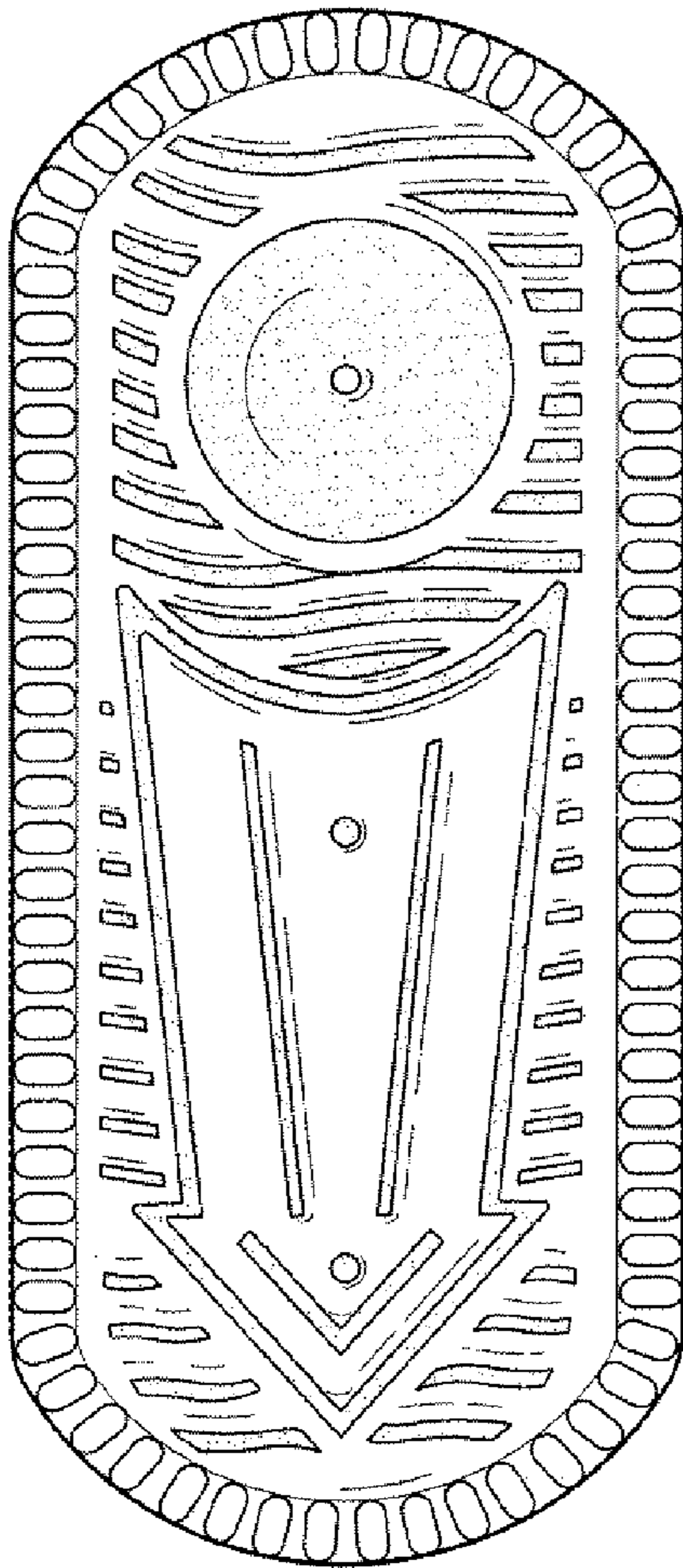


Fig-1

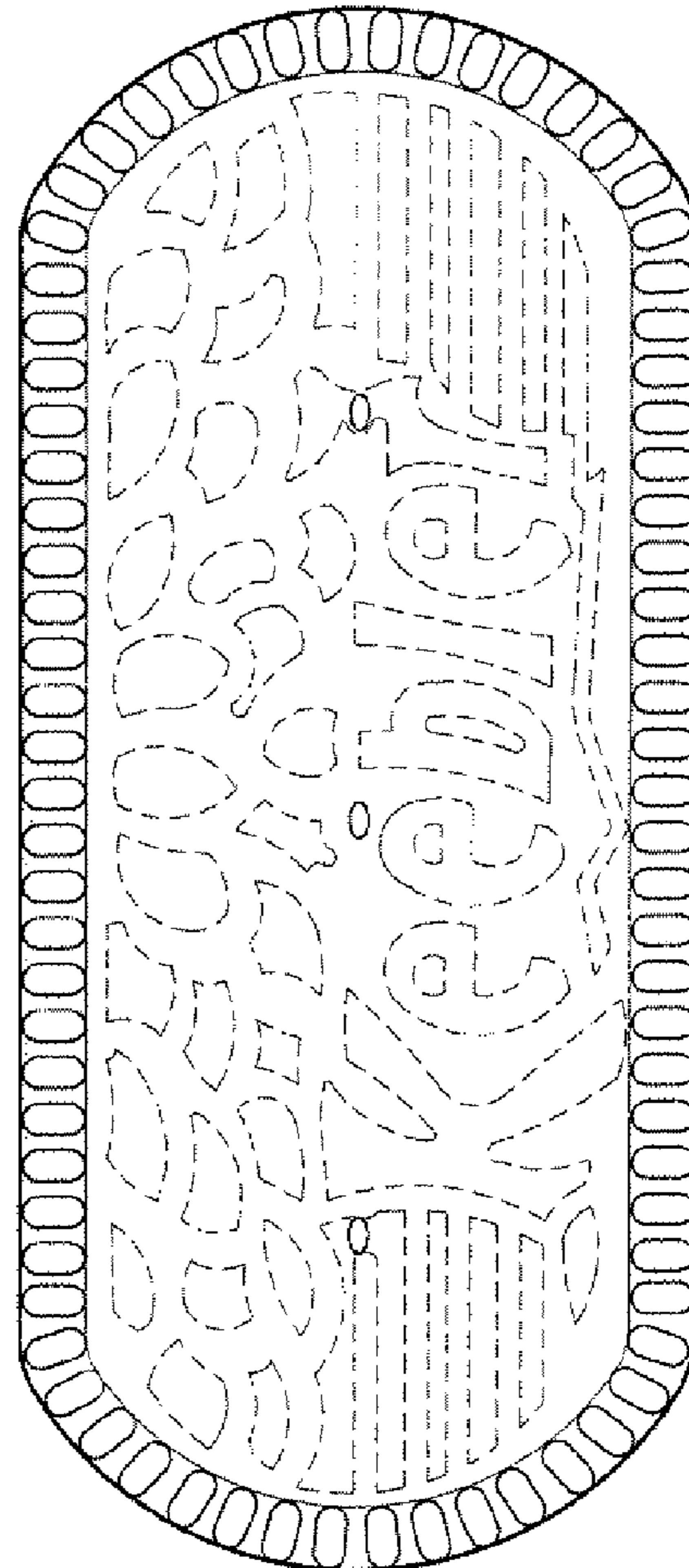


Fig-2

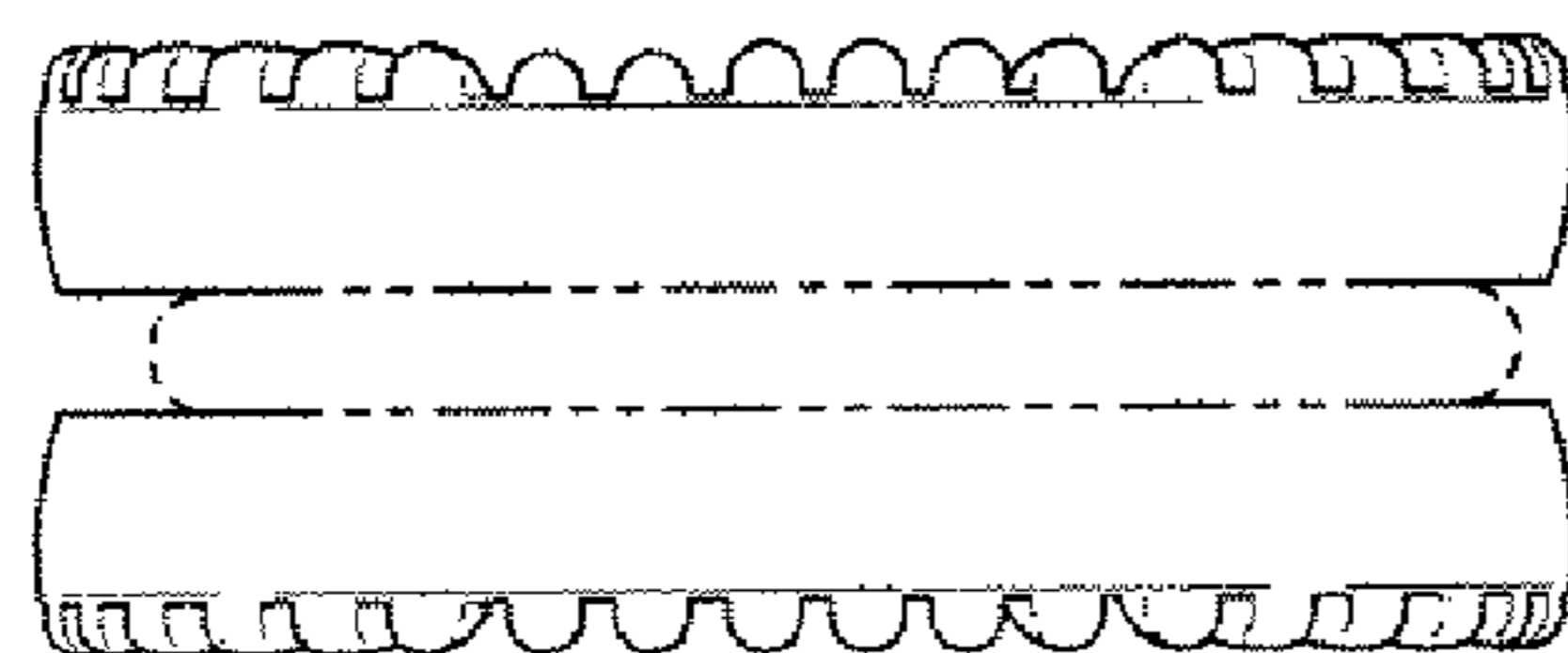


Fig-3




Fig-4

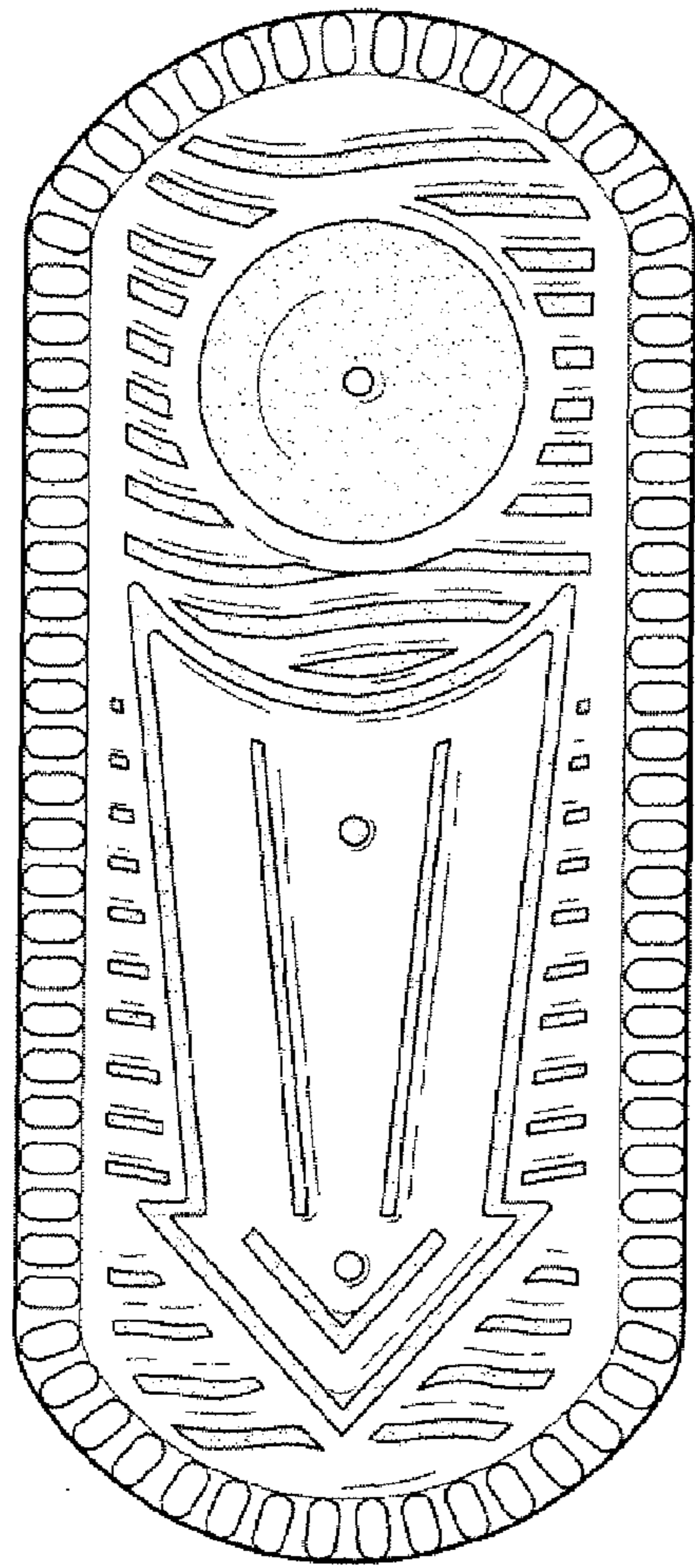


Fig-5




Fig-6



Fig-7




Fig-8