



US00D572420S

(12) **United States Design Patent**
Genoa et al.

(10) **Patent No.:** **US D572,420 S**
(45) **Date of Patent:** **** Jul. 1, 2008**

(54) **VACUUM CLEANER HOUSING**

(76) Inventors: **Mark Genoa**, 1119 Court North Dr.,
Melville, NY (US) 11704; **Scott Genoa**,
2862 Bay Dr., Merrick, NY (US) 11566

(**) Term: **14 Years**

(21) Appl. No.: **29/264,187**

(22) Filed: **Aug. 4, 2006**

(51) **LOC (8) Cl.** **15-05**

(52) **U.S. Cl.** **D32/21**

(58) **Field of Classification Search** D32/21,
D32/23-24, 31, 15-16; D23/225; 15/320-321,
15/353, 323, 327.1-327.7, 329, 339, 412,
15/340.2, 344, 347; 55/DIG. 2

See application file for complete search history.

(56) **References Cited**

U.S. PATENT DOCUMENTS

2,392,205	A	1/1946	Wales	
3,219,129	A	11/1965	Yamada	
D204,366	S	4/1966	Nelson	
D219,835	S	2/1971	Otto	
4,748,712	A	6/1988	DiGiovanni	
D312,517	S *	11/1990	Hohrein et al.	D32/23
D326,747	S	6/1992	Stikle	
5,195,209	A	3/1993	Watkins	
5,267,371	A	12/1993	Soler et al.	
5,588,177	A	12/1996	Eriksen	
D398,426	S *	9/1998	Bisson	D32/21
6,049,941	A	4/2000	Vollenweider, II	
6,073,301	A	6/2000	Berfield	
6,151,749	A	11/2000	Berfield	
RE37,081	E	3/2001	Eriksen	
D446,365	S *	8/2001	Bisson	D32/21
6,295,692	B1	10/2001	Shideler	
D455,531	S *	4/2002	Cartellone	D32/23

6,393,656	B1	5/2002	Paterson et al.	
D459,039	S *	6/2002	Bisson	D32/21
6,473,933	B1	11/2002	Paterson et al.	
6,553,610	B1	4/2003	Shideler	
6,568,026	B2	5/2003	Roy et al.	
6,647,586	B2	11/2003	Rogers et al.	
D521,695	S *	5/2006	Jacobs et al.	D32/21
D537,583	S *	2/2007	Crevling et al.	D32/21

OTHER PUBLICATIONS

Product Listing - Vacdepot.com; <http://www.vacdepot.com/select/cis/11.21.66?OVRAW=Sandia520Backpack%20vacuum>. . . Feb. 2, 2006.

* cited by examiner

Primary Examiner—Ruth McInroy

(74) *Attorney, Agent, or Firm*—Frishauf, Holtz, Goodman & Chick, P.C.

(57) **CLAIM**

We claim the ornamental design for a vacuum cleaner housing, as shown and described.

DESCRIPTION

FIG. 1 is a perspective view of a vacuum cleaner housing showing our new design;

FIG. 2 is a top view thereof;

FIG. 3 is a front view thereof;

FIG. 4 is a rear view thereof;

FIG. 5 is a bottom view thereof; and,

FIG. 6 is a left side view thereof, the right side view being a mirror image.

The broken line showings are for illustrative purposes only and form no part of the claimed design.

1 Claim, 4 Drawing Sheets

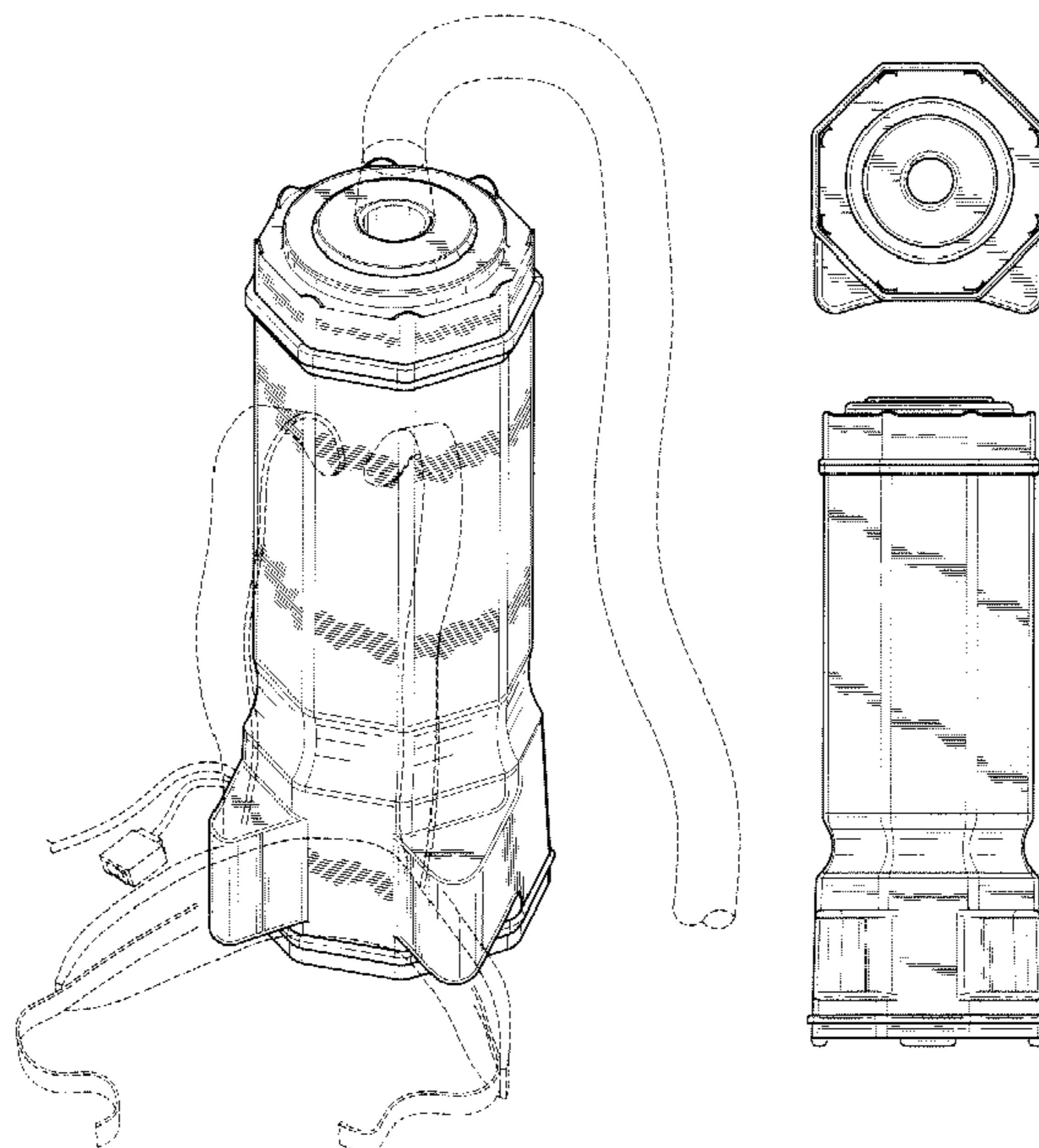


FIG. 1

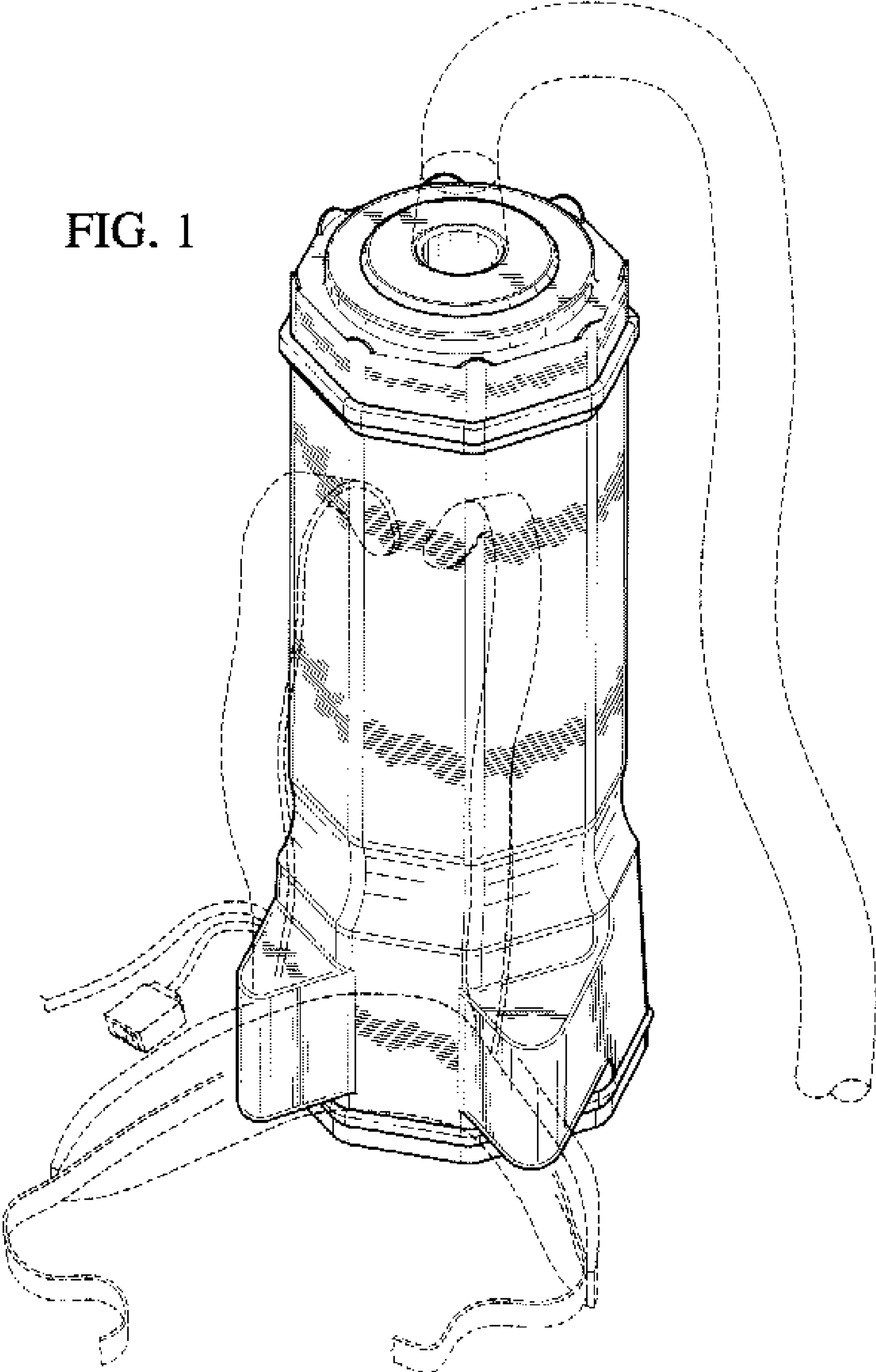


FIG. 2

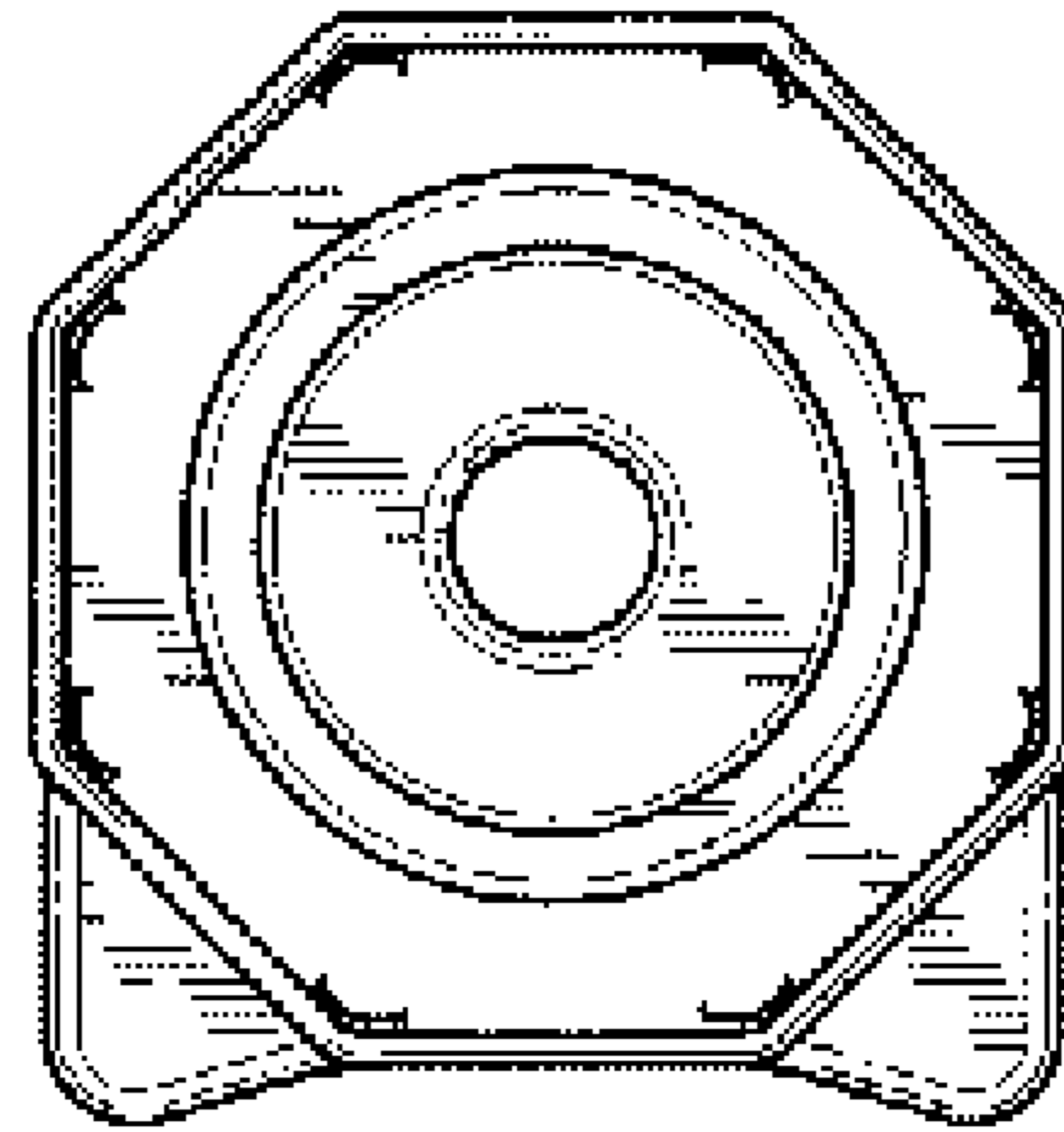


FIG. 3

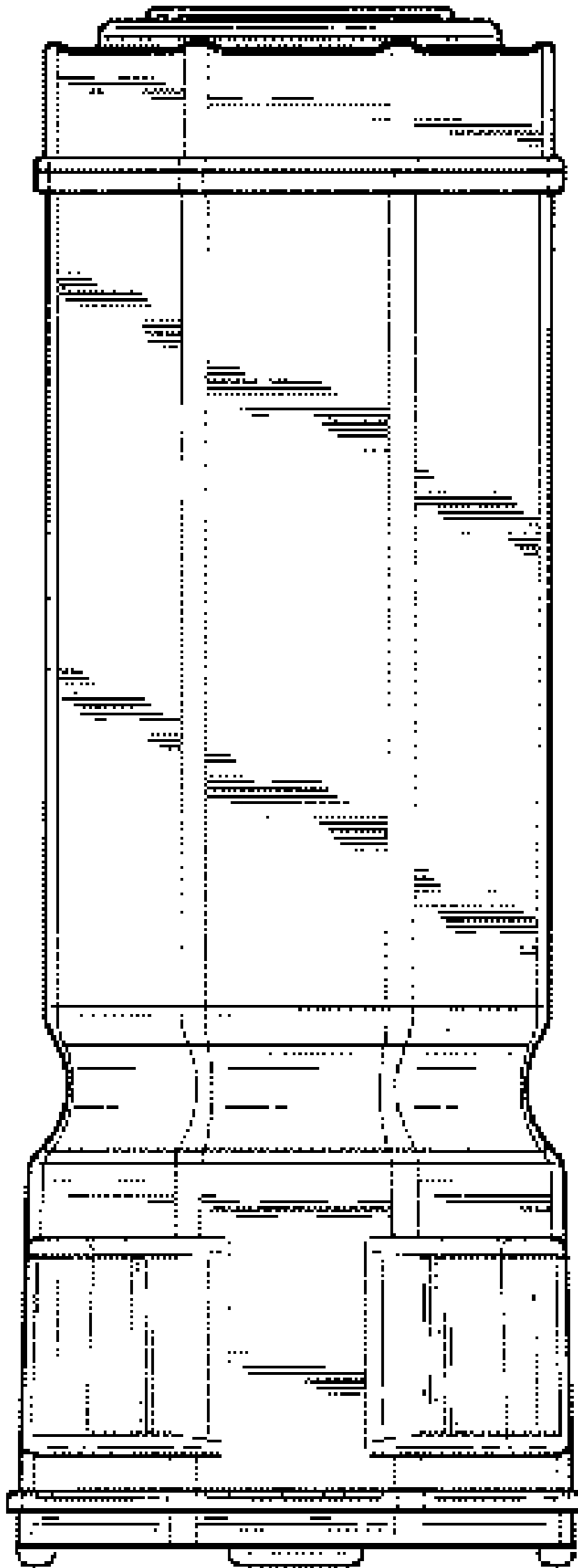


FIG. 4

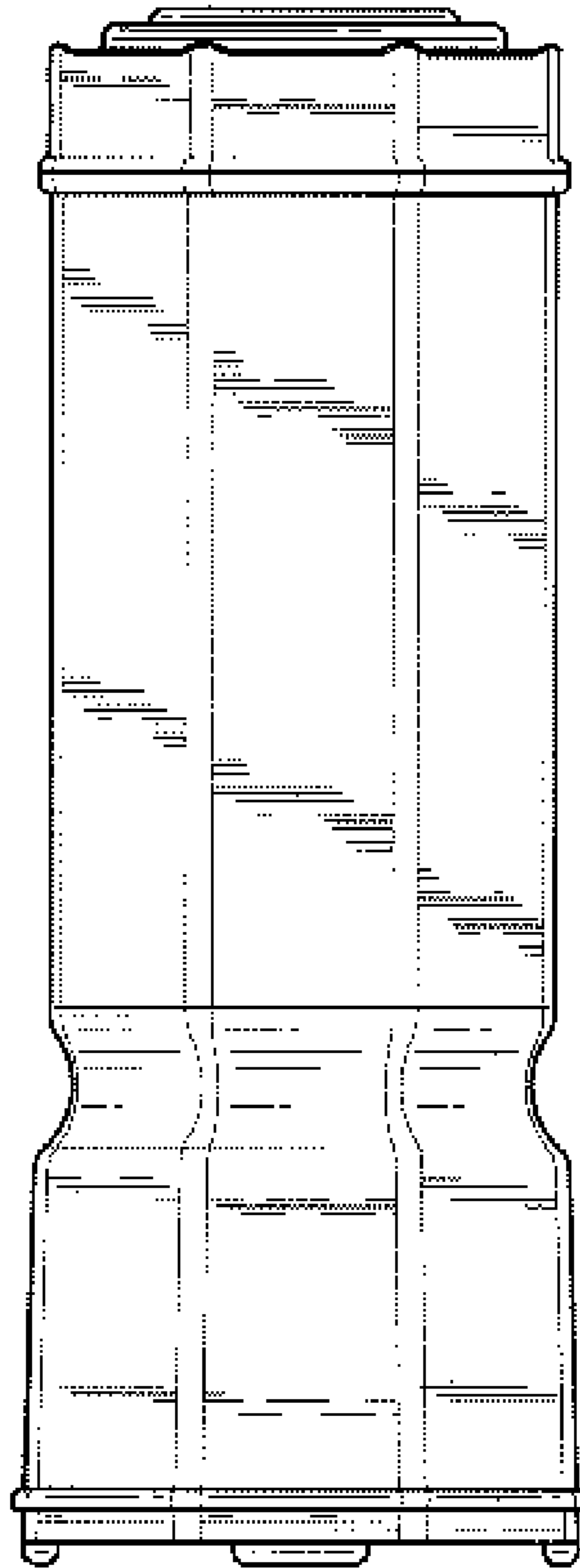
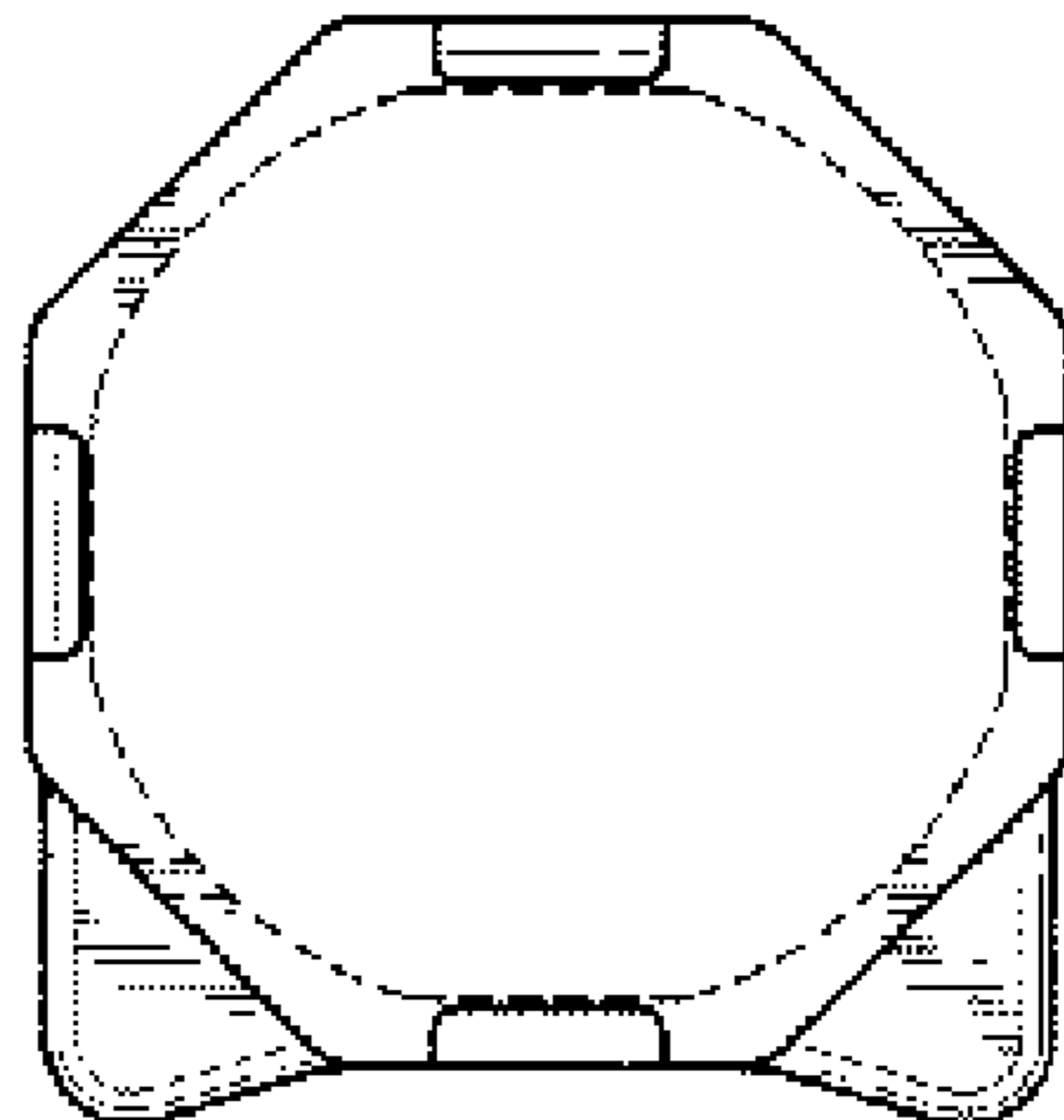


FIG. 5



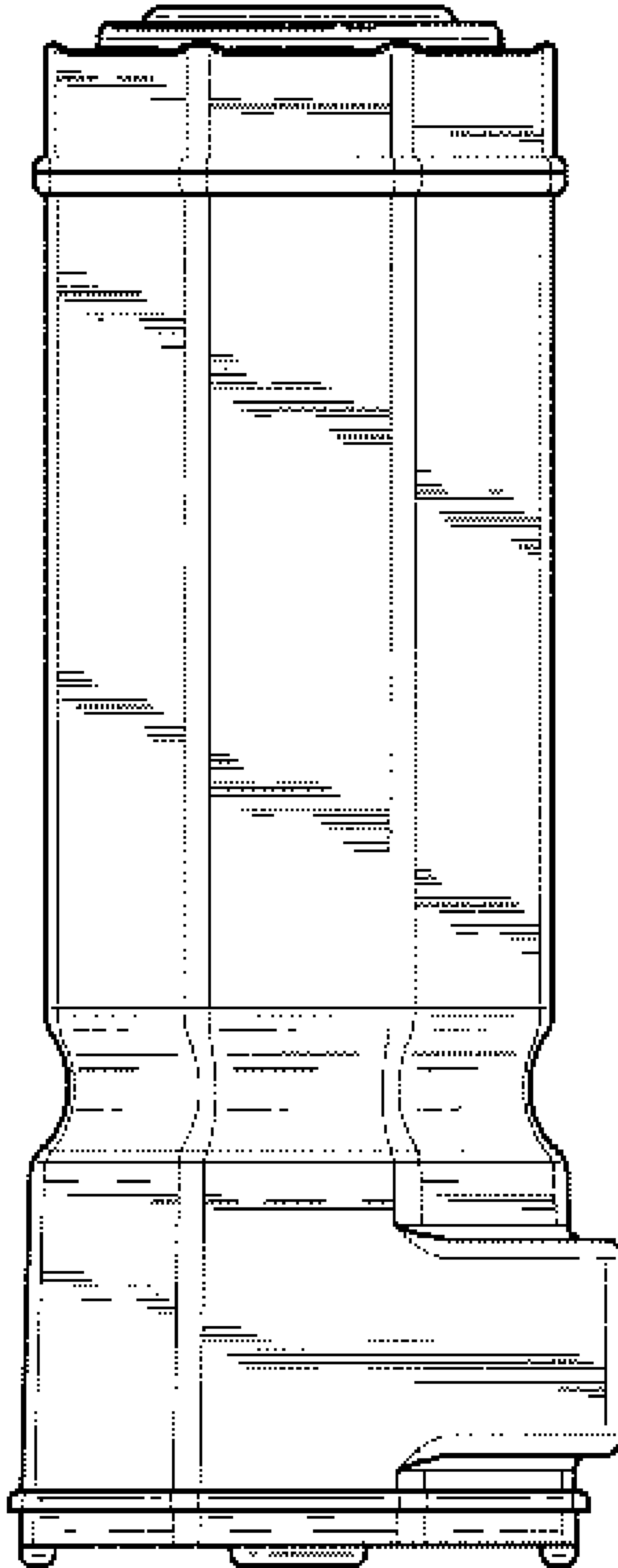


FIG. 6