



US00D572405S

(12) **United States Design Patent**  
**Yang**

(10) **Patent No.:** **US D572,405 S**

(45) **Date of Patent:** **\*\* Jul. 1, 2008**

(54) **LED LIGHTER**

(76) Inventor: **John Jiin Chung Yang**, 15443 Proctor Ave., Suite B, Industry, CA (US) 91745

(\*\*) Term: **14 Years**

(21) Appl. No.: **29/291,211**

(22) Filed: **Aug. 20, 2007**

(51) **LOC (8) Cl.** ..... **27-05**

(52) **U.S. Cl.** ..... **D27/154**

(58) **Field of Classification Search** ..... D27/139-161;  
431/129, 143, 153, 253-256, 273-277; D7/416  
See application file for complete search history.

(56) **References Cited**

**U.S. PATENT DOCUMENTS**

D377,235 S *	1/1997	Inoue et al. ....	D24/141
D530,855 S *	10/2006	Ruan .....	D27/154
D560,307 S *	1/2008	Huang et al. ....	D27/154
2007/0259297 A1 *	11/2007	Liu et al. ....	431/153

\* cited by examiner

*Primary Examiner*—Jennifer Rivard  
(74) *Attorney, Agent, or Firm*—Raymond Y. Chan; David and Raymond Patent Firm

(57) **CLAIM**

The ornamental design for a LED lighter, as shown and described.

**DESCRIPTION**

FIG. 1 is a perspective view of LED lighter showing my new design.

FIG. 2 is a front view thereof.

FIG. 3 is a rear view thereof.

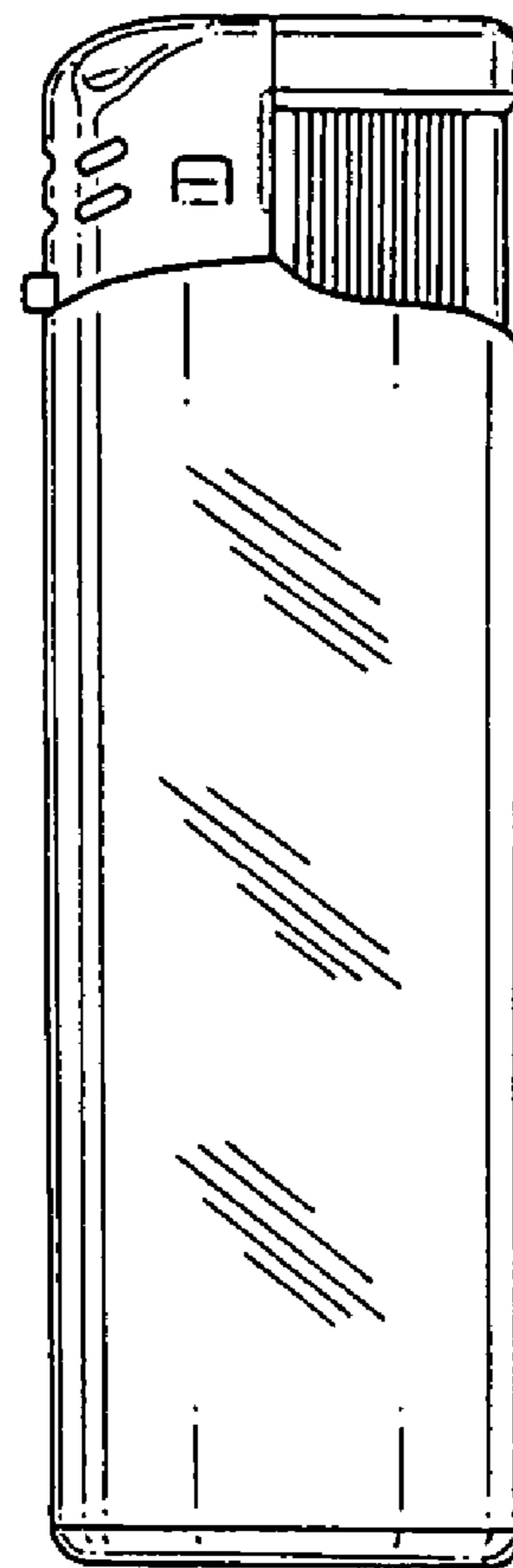

FIG. 4 is a right end view thereof.

FIG. 5 is a left end view thereof.

FIG. 6 is a top view thereof; and,

FIG. 7 is a bottom view thereof.

**1 Claim, 7 Drawing Sheets**






FIG. 1




FIG. 2

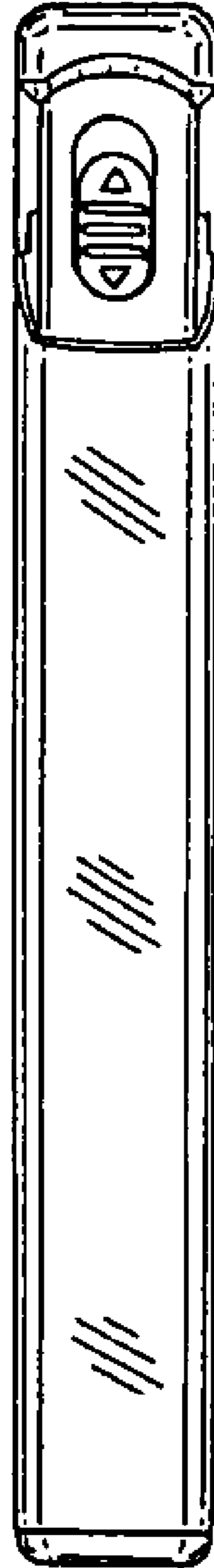


FIG. 3

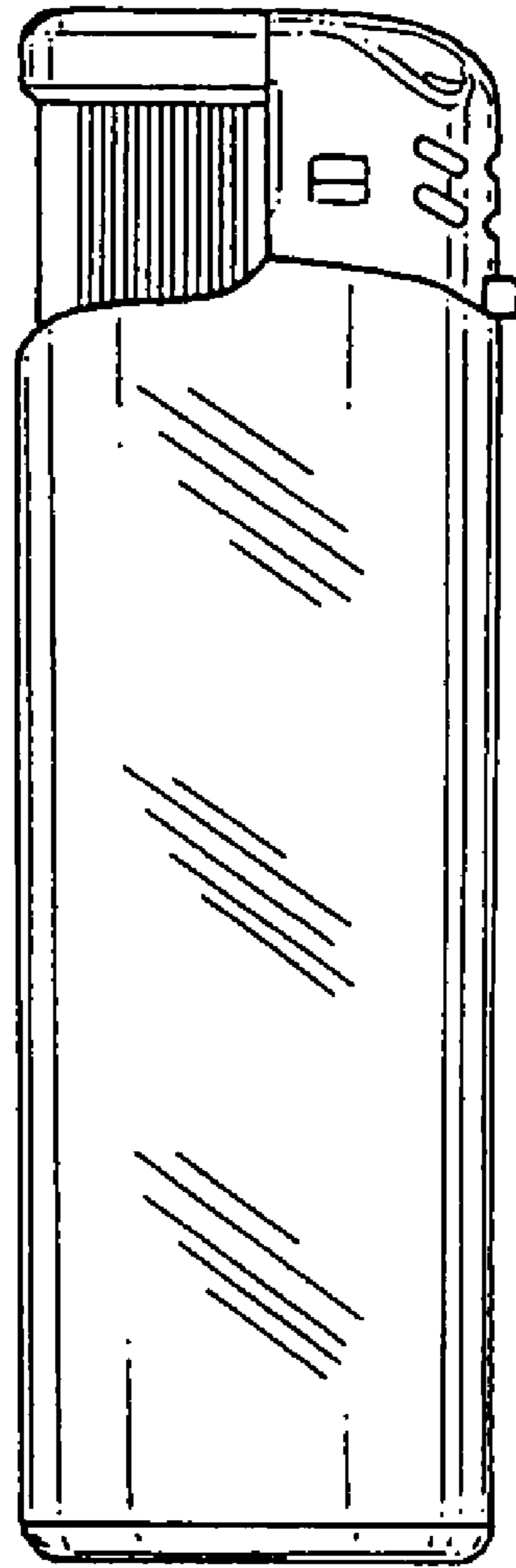


FIG. 4

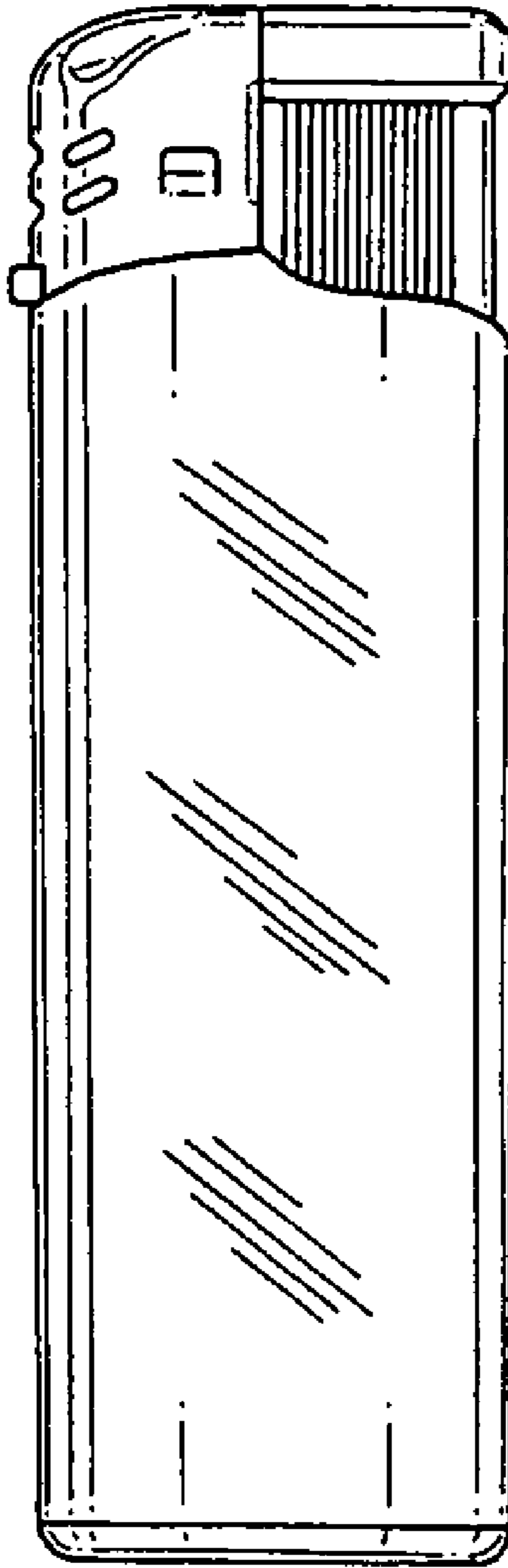


FIG. 5




FIG. 6

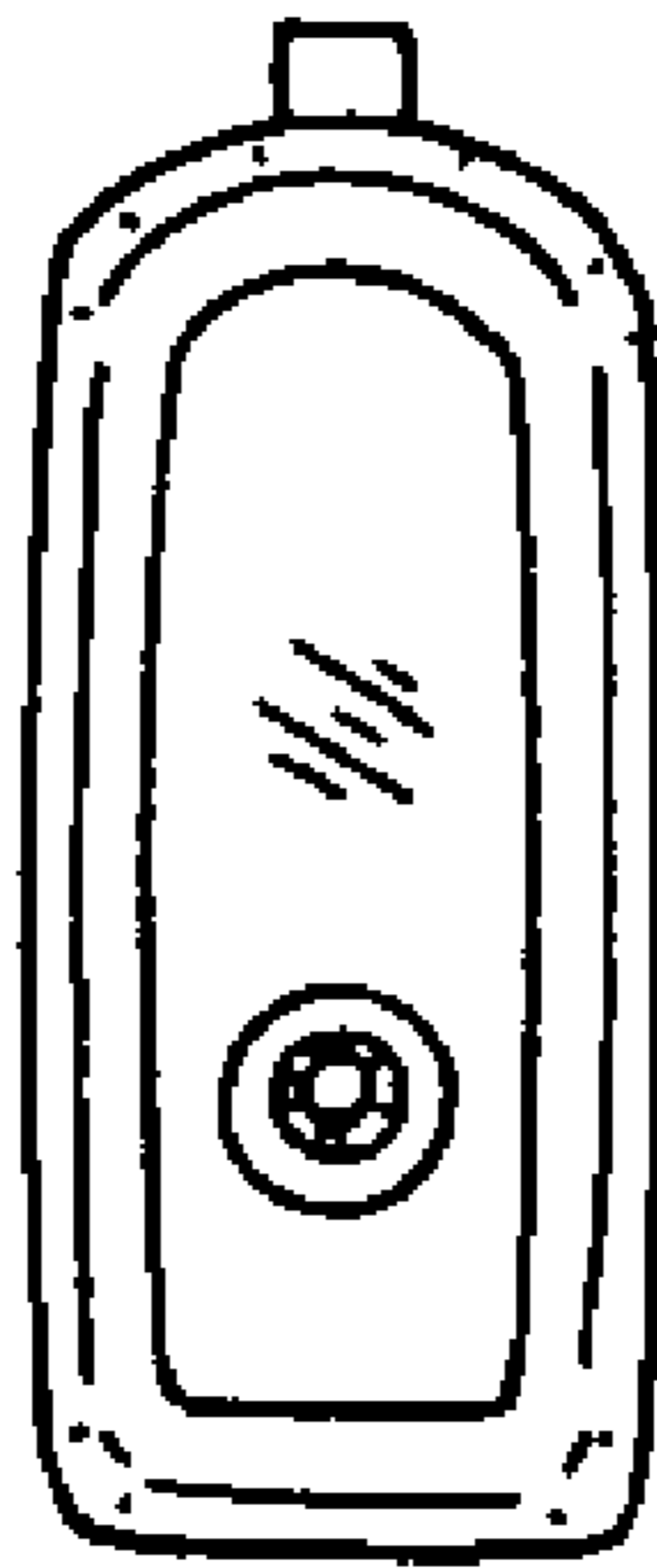


FIG. 7