



US00D572400S

(12) **United States Design Patent**  
**Benensohn**

(10) **Patent No.:** **US D572,400 S**  
(45) **Date of Patent:** **\*\* Jul. 1, 2008**

(54) **LIGHTING FIXTURE**

(75) Inventor: **Sanford H. Benensohn**, Valencia, CA (US)

(73) Assignee: **Lusa Lighting, Inc.**, Valencia, CA (US)

(\*\*) Term: **14 Years**

(21) Appl. No.: **29/273,949**

(22) Filed: **Mar. 19, 2007**

(51) **LOC (8) Cl.** ..... **26-03**

(52) **U.S. Cl.** ..... **D26/76; D26/85**

(58) **Field of Classification Search** ..... D26/23-28, D26/63, 67-92, 118, 123, 124, 131; 362/145, 362/147, 153, 157, 217-225, 257, 260, 267, 362/294, 269, 283, 287, 299, 317, 345, 347, 362/348, 365, 368, 373, 408, 457, 614, 805-807  
See application file for complete search history.

(56) **References Cited**

**U.S. PATENT DOCUMENTS**

D125,468 S *	2/1941	Dreyfuss	.....	D26/24
D189,256 S *	11/1960	Rothman	.....	D26/76
D255,941 S *	7/1980	Grant	.....	D26/76
D308,260 S *	5/1990	Shemitz	.....	D26/85
D329,920 S *	9/1992	Dieperink et al.	.....	D26/87
D397,481 S *	8/1998	Schafer	.....	D26/85
D415,304 S *	10/1999	Brown	.....	D26/87
D440,337 S *	4/2001	Fiorato	.....	D26/63
D461,022 S *	7/2002	Eberlein et al.	.....	D26/118

6,837,592 B1 *	1/2005	Dahlen	.....	362/217
7,029,143 B2 *	4/2006	Kiechle et al.	.....	362/147
D545,476 S *	6/2007	Friedman	.....	D26/76
2005/0047129 A1 *	3/2005	Eppler	.....	362/217

\* cited by examiner

*Primary Examiner*—Carol Rademaker

*Assistant Examiner*—Susan E Krakower

(74) *Attorney, Agent, or Firm*—Michael A. Painter

(57) **CLAIM**

The ornamental design for lighting fixture, as shown and described.

**DESCRIPTION**

FIG. 1 is a bottom perspective view of a lighting fixture illustrating my new design;

FIG. 2 is a bottom plan view thereof, shown in reduced scale;

FIG. 3 is a top plan view thereof;

FIG. 4 is a front elevation view thereof;

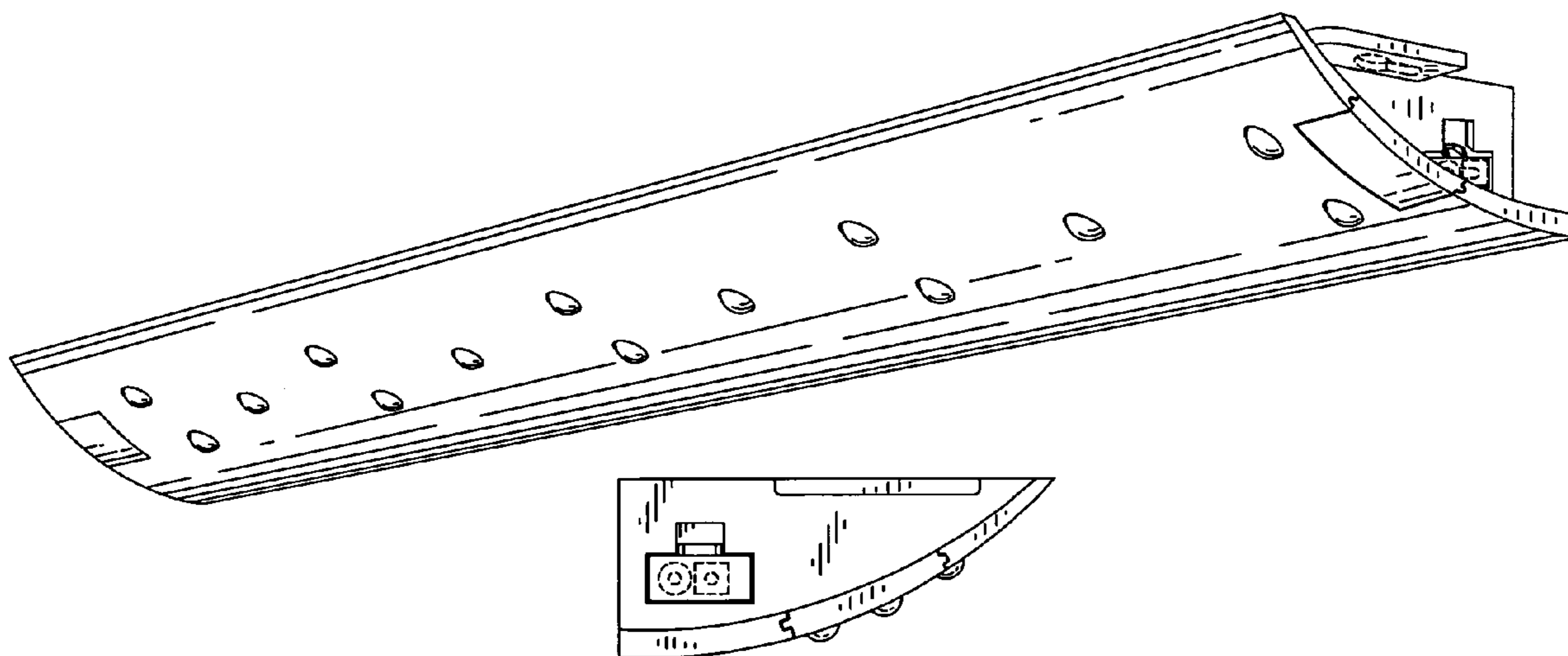
FIG. 5 is a rear elevation view thereof;

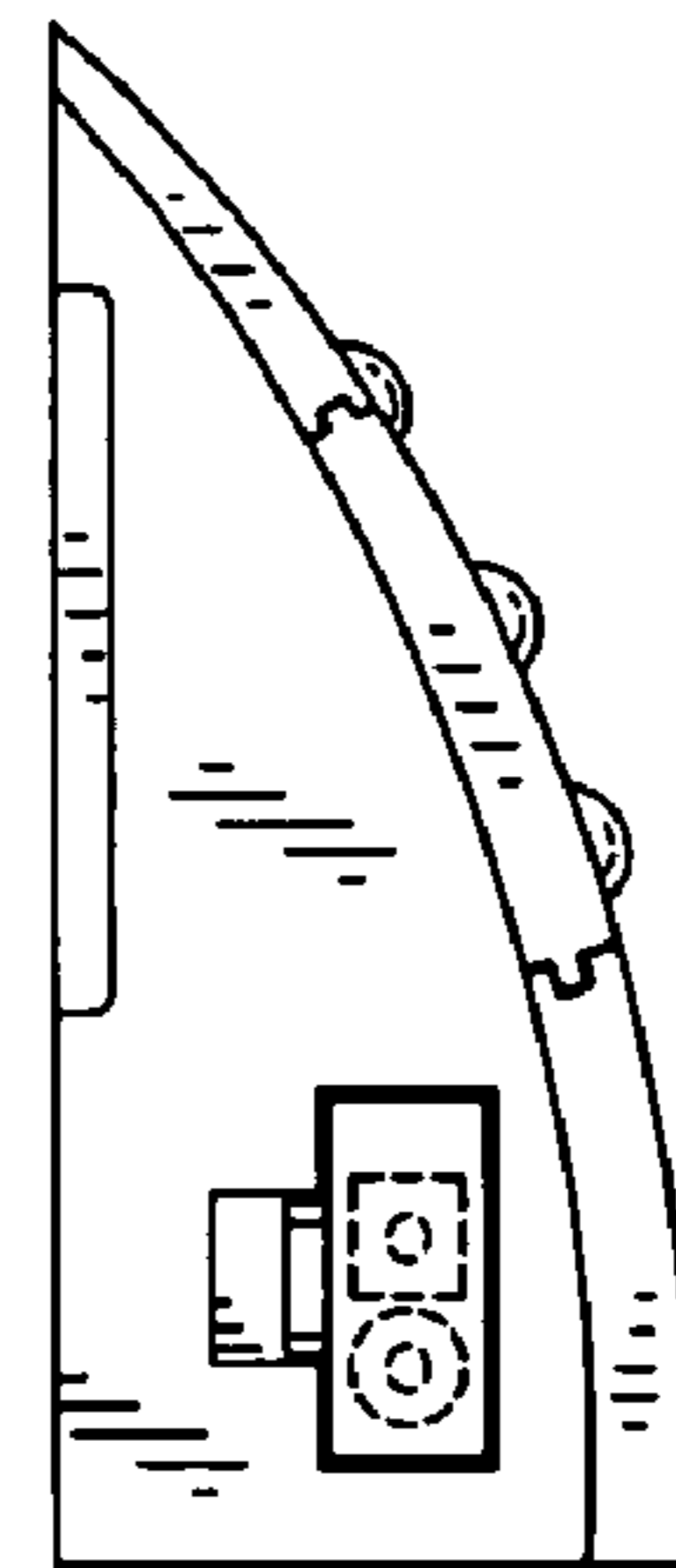
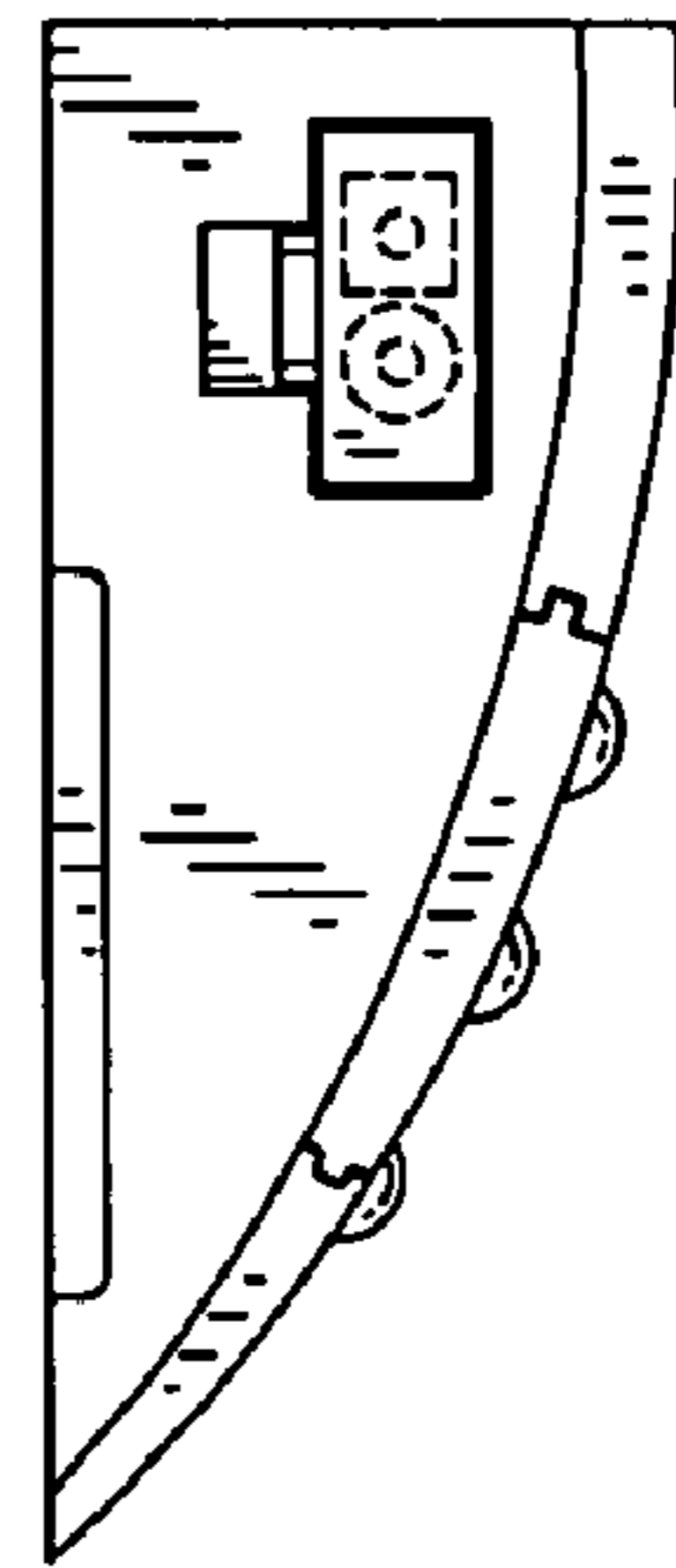
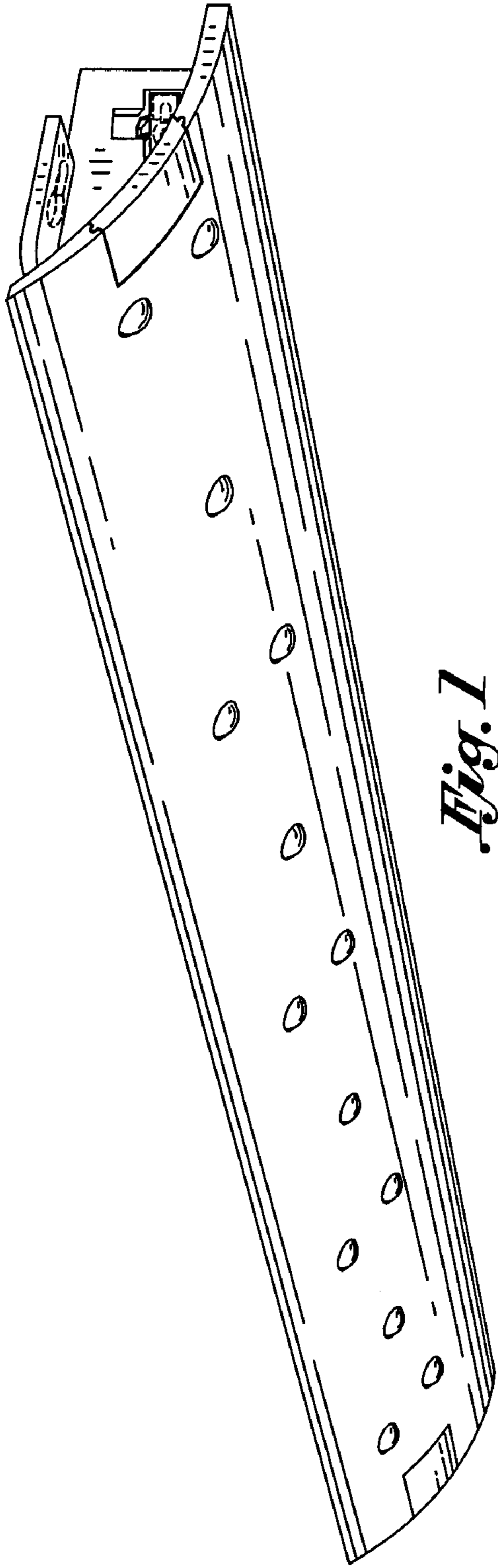
FIG. 6 is a left side elevation view thereof, shown in enlarged scale; and,

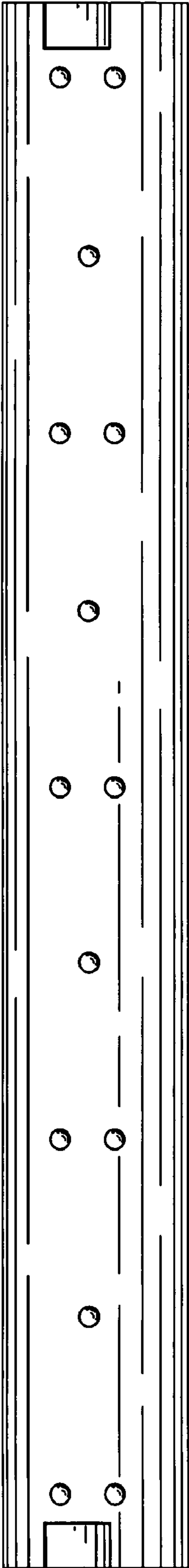
FIG. 7 is a right side elevation view thereof.

The broken lines shown in FIGS. 1, 6 and 7 are included for the purpose of illustrating environmental structure and form no part of the claimed design.

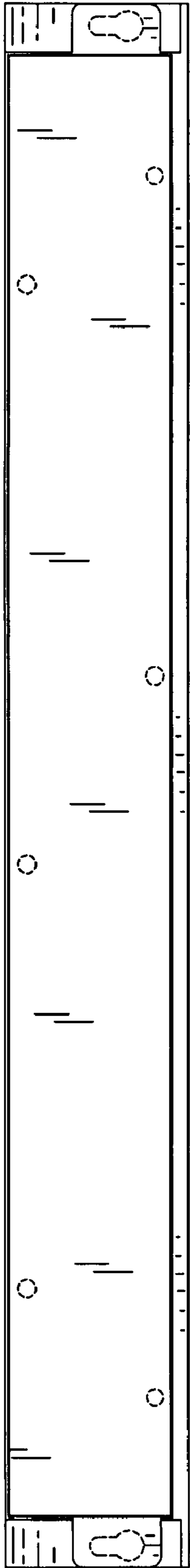
**1 Claim, 2 Drawing Sheets**



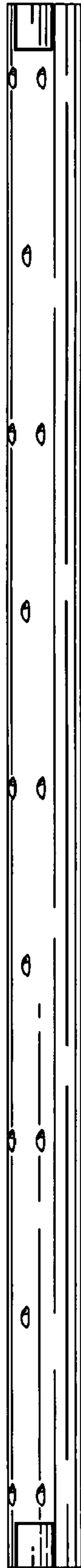





*Fig. 2*



*Fig. 3*



*Fig. 4*



*Fig. 5*