



US00D572386S

(12) **United States Design Patent**
Van Dyn Hoven

(10) **Patent No.:** **US D572,386 S**
(45) **Date of Patent:** **** Jul. 1, 2008**

(54) **STAR BULB**

(75) **Inventor:** **Victoria Jean Van Dyn Hoven**, Stevens Point, WI (US)

(73) **Assignee:** **cKie Jean's Creations, Inc.**, Plover, WI (US)

(**) **Term:** **14 Years**

(21) **Appl. No.:** **29/263,370**

(22) **Filed:** **Jul. 21, 2006**

(51) **LOC (8) Cl.** **26-04**

(52) **U.S. Cl.** **D26/4**

(58) **Field of Classification Search** D26/1-4;
D11/124, 125, 108; 313/313, 315, 317, 318,
313/493; 315/52, 53, 56, 57, 58
See application file for complete search history.

(56) **References Cited**

U.S. PATENT DOCUMENTS

2,095,648	A	10/1937	Oftedahl	
2,486,636	A	11/1949	Egle	
4,039,894	A	8/1977	Gardner, III	
D302,580	S *	8/1989	Gatarz	D23/208
5,436,817	A	7/1995	Wotten et al.	
D381,440	S *	7/1997	Cheung	D26/4
D387,882	S *	12/1997	Wang	D26/4
6,377,222	B1	4/2002	Nicholson	
6,398,386	B1	6/2002	Huang	
D465,594	S *	11/2002	Chen	D26/73
6,630,773	B1	10/2003	Huang	
D492,800	S *	7/2004	Yuen	D26/26
2003/0147243	A1	8/2003	Alduby	

OTHER PUBLICATIONS

<http://store.flowerpatchblessings.com/products/results2.asp?cat=welcomelights>. prior to Jul. 21, 2006.
<https://shop.softglows.com/categoryNavigationDocument.hg?categoryld=10>. prior to Jul. 21, 2006.
<http://froogle.google.com/froogle?q='silicone+star'+lamp+&hl=en&sa=X&oi=froogle&ct=title>. prior to Jul. 21, 2006.

* cited by examiner

Primary Examiner—Marcus A. Jackson

(74) *Attorney, Agent, or Firm*—Rathe Patent & IP Law

(57) **CLAIM**

I claim the ornamental design for a star bulb, as shown and described.

DESCRIPTION

The present application is related to co-pending U.S. patent application Ser. Nos. 29/263,389, 29/263,371 and 29/263,369, by Victoria Jean Van Dyn Hoven, each of which is filed on the same day herewith and is entitled Star Bulb.

FIG. 1 is a top perspective view of a star bulb;

FIG. 2 is a front elevational view thereof, the rear elevational view being the same as the front elevational view shown;

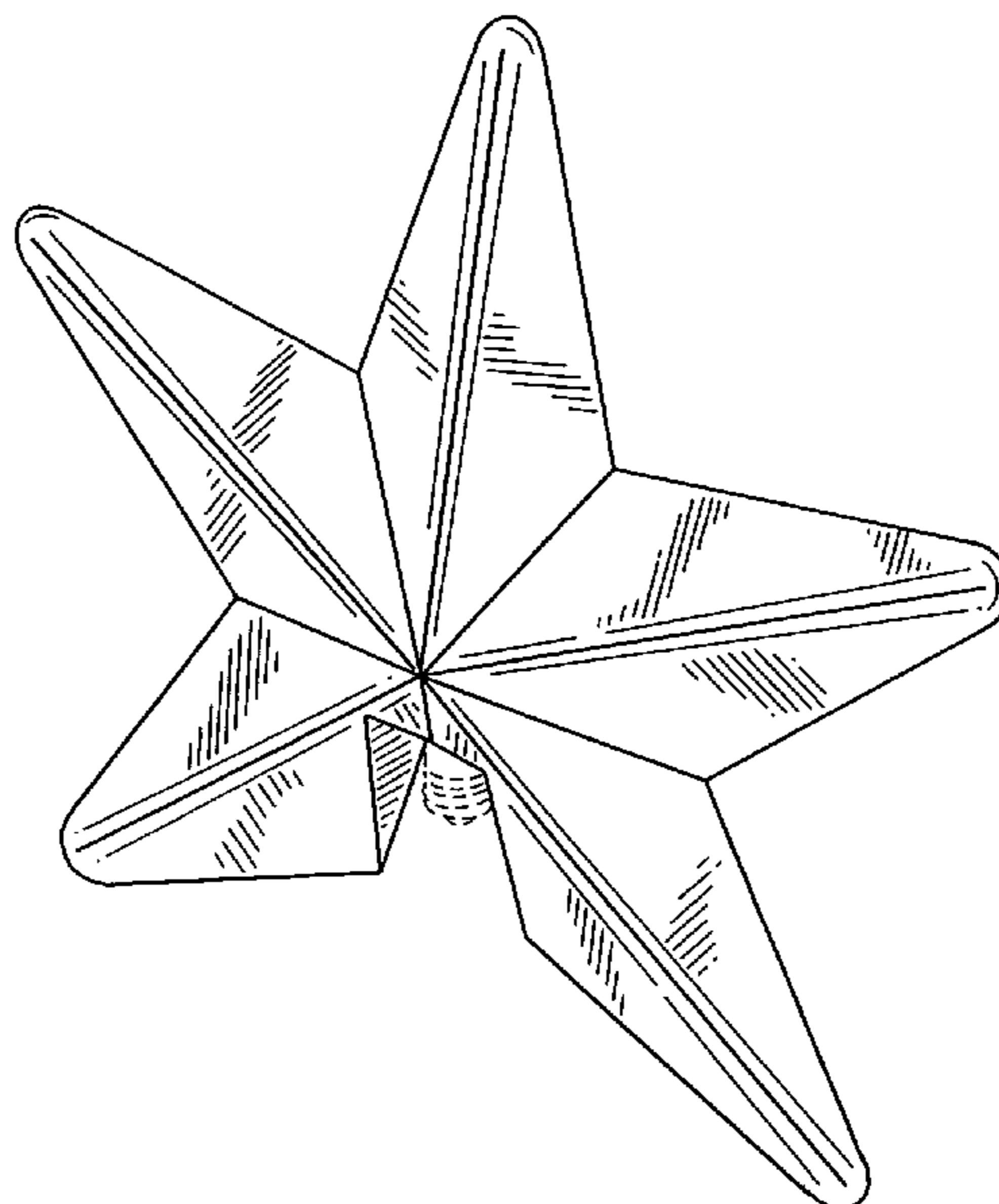
FIG. 3 is a right side elevational view thereof, the left side elevational view being the same as the left elevational view shown;

FIG. 4 is a top plan view thereof; and,

FIG. 5 is a bottom plan view thereof.

The ornamental design which is claimed is shown in solid lines in the drawings. The broken lines in the drawings are for illustrative purposes only and form no part of the claimed design.

1 Claim, 3 Drawing Sheets



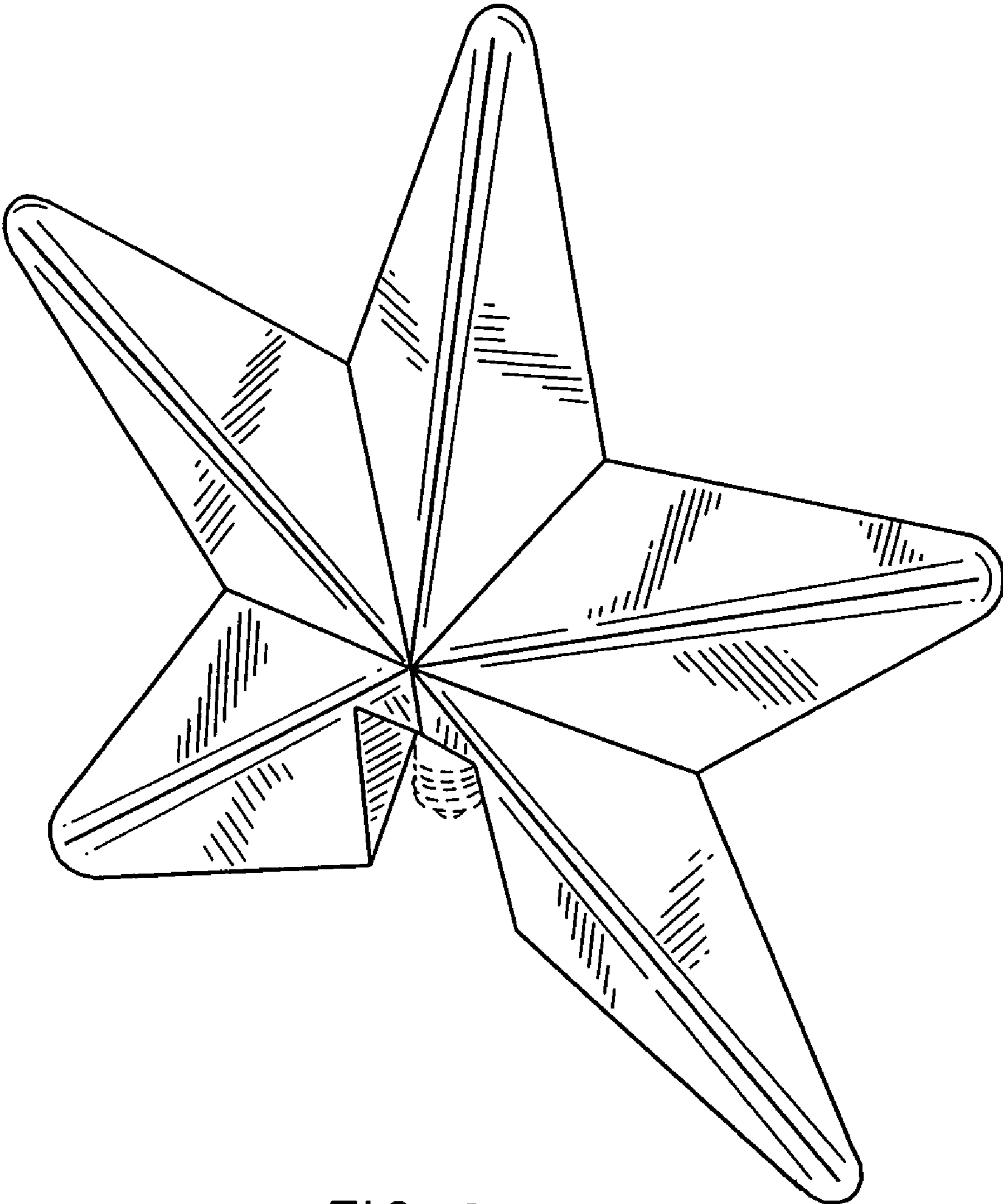


FIG. 1

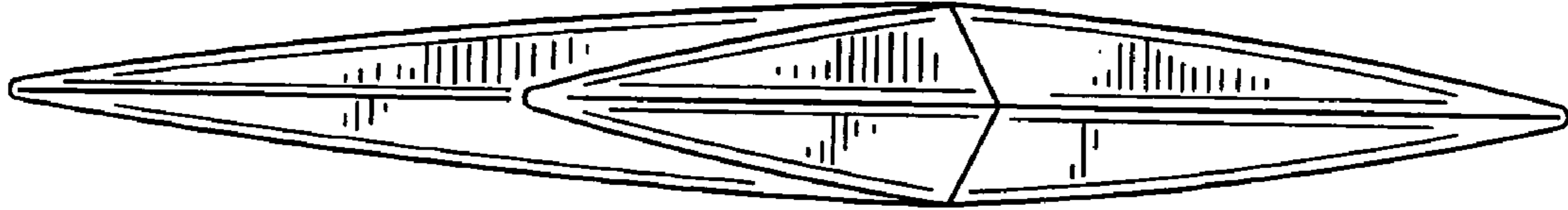


FIG. 3

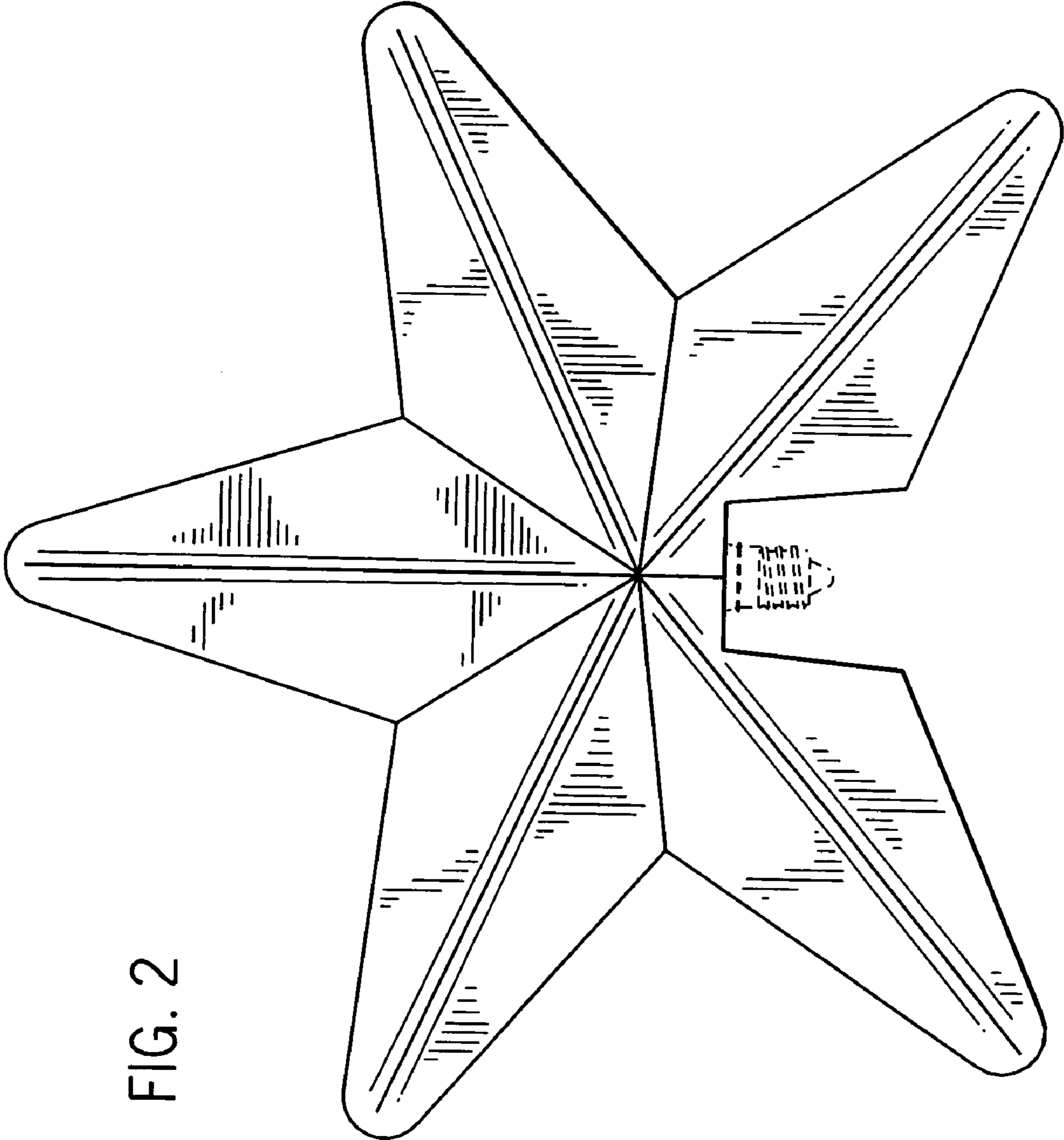


FIG. 2




FIG. 4

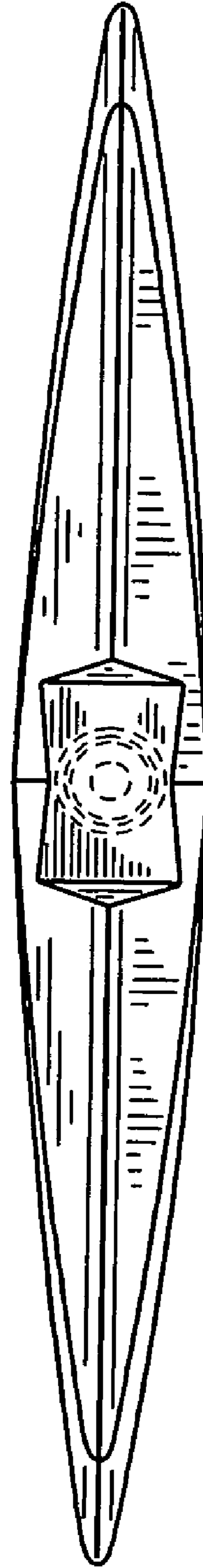


FIG. 5