

US00D572383S

(12) **United States Design Patent**
Phillips

(10) **Patent No.:** **US D572,383 S**
(45) **Date of Patent:** **** Jul. 1, 2008**

(54) **SHINGLE**

(57) **CLAIM**

(75) Inventor: **John D. Phillips**, Pataskala, OH (US)

The ornamental design for a shingle, as shown and described.

(73) Assignee: **Owens Corning Intellectual Capital, LLC DE (US)**

DESCRIPTION

(**) Term: **14 Years**

FIG. 1 is a front view of the first embodiment of a strip shingle of the invention;

(21) Appl. No.: **29/186,041**

FIG. 2 is a front view of the second embodiment of a strip shingle of the invention;

(22) Filed: **Jul. 8, 2003**

FIG. 3 is a front view of the third embodiment of a strip shingle of the invention;

Related U.S. Application Data

FIG. 4 is a front view of the fourth embodiment of a strip shingle of the invention;

(60) Division of application No. 29/166,531, filed on Aug. 29, 2002, now Pat. No. Des. 480,485, which is a division of application No. 29/156,927, filed on Mar. 8, 2002, now Pat. No. Des. 467,356, which is a continuation of application No. 29/121,010, filed on Mar. 30, 2000, now Pat. No. Des. 466,629, which is a division of application No. 29/092,956, filed on Aug. 31, 1998, now Pat. No. Des. 435,671.

FIG. 5 is a front view of the fifth embodiment of a strip shingle of the invention;

(51) **LOC (8) Cl.** **25-01**

FIG. 6 is a front view of the sixth embodiment of a strip shingle of the invention;

(52) **U.S. Cl.** **D25/139**

FIG. 7 is a front view of the seventh embodiment of a strip shingle of the invention;

(58) **Field of Classification Search** **D25/139;**
52/555, 558, 554

FIG. 8 is a front view of the eighth embodiment of a strip shingle of the invention;

See application file for complete search history.

FIG. 9 is a front view of the ninth embodiment of a strip shingle of the invention;

(56) **References Cited**

U.S. PATENT DOCUMENTS

FIG. 10 is a front view of the tenth embodiment of a strip shingle of the invention;

1,256,508 A 2/1918 Becker

FIG. 11 is a front view of the eleventh embodiment of a strip shingle of the invention;

(Continued)

FOREIGN PATENT DOCUMENTS

FIG. 12 is a front view of the twelfth embodiment of a strip shingle of the invention;

CA 66183 6/1990
CA 38260 3/1991
CA 68259 3/1991

FIG. 13 is an end view of the strip shingle of FIGS. 1–12 with the other end view being a mirror image thereof and the top and bottom edges being non ornamental in design;

FIG. 14 is a rear view of the strip shingle of FIGS. 1–3;


FIG. 15 is a rear view of the strip shingle of FIGS. 4–9; and,

FIG. 16 is a rear view of the strip shingle of FIGS. 10–12.

The broken line in the figures showing the portions of the strip shingle is for illustrative purposes only and forms no part of the claimed design.

Primary Examiner—Catherine R Oliver
(74) *Attorney, Agent, or Firm*—Jason S. Fokens

1 Claim, 6 Drawing Sheets



US D572,383 S

Page 2

U.S. PATENT DOCUMENTS

1,295,360 A	2/1919	Overbury	D340,294 S	10/1993	Hannah et al.
1,345,627 A	7/1920	Overbury	D343,911 S	2/1994	Hulett
1,898,989 A	2/1933	Harshberger	5,375,387 A	12/1994	Davenport
1,911,014 A	5/1933	Cowan	5,405,647 A	4/1995	Grubka et al.
2,196,847 A	4/1940	Austin	5,426,902 A	6/1995	Stahl et al.
3,407,357 A	10/1968	Shaw	5,488,807 A	2/1996	Terrenzio et al.
3,919,823 A	11/1975	Bradley	D369,421 S	4/1996	Kiik et al.
4,274,243 A	6/1981	Corbin et al.	D375,563 S	11/1996	Hannah et al.
D300,257 S	3/1989	Stahl	D376,660 S	12/1996	Hannah et al.
D309,027 S	7/1990	Noone et al.	5,611,186 A	3/1997	Weaver
D313,278 S	12/1990	Noone	5,624,522 A	4/1997	Belt et al.
5,195,290 A	3/1993	Hulett	D379,672 S	6/1997	Lamb et al.
D336,347 S	6/1993	Hannah et al.	5,660,014 A	8/1997	Stahl et al.
			5,664,385 A	9/1997	Koschitzky
			5,666,776 A	9/1997	Weaver et al.

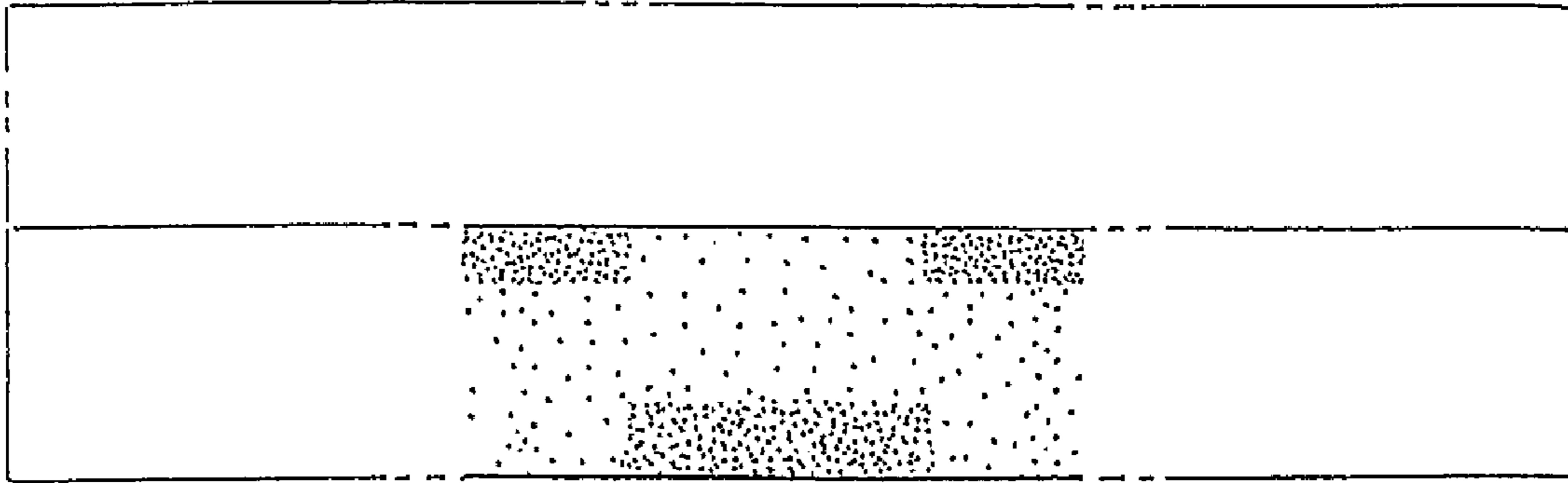


FIGURE 1

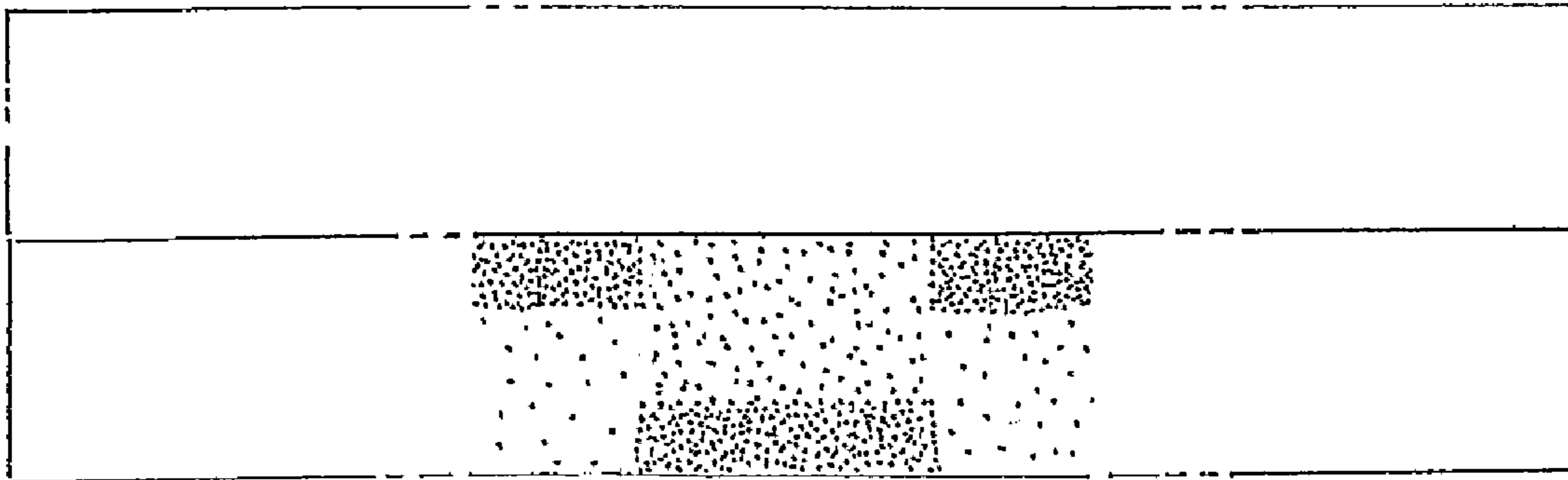


FIGURE 2

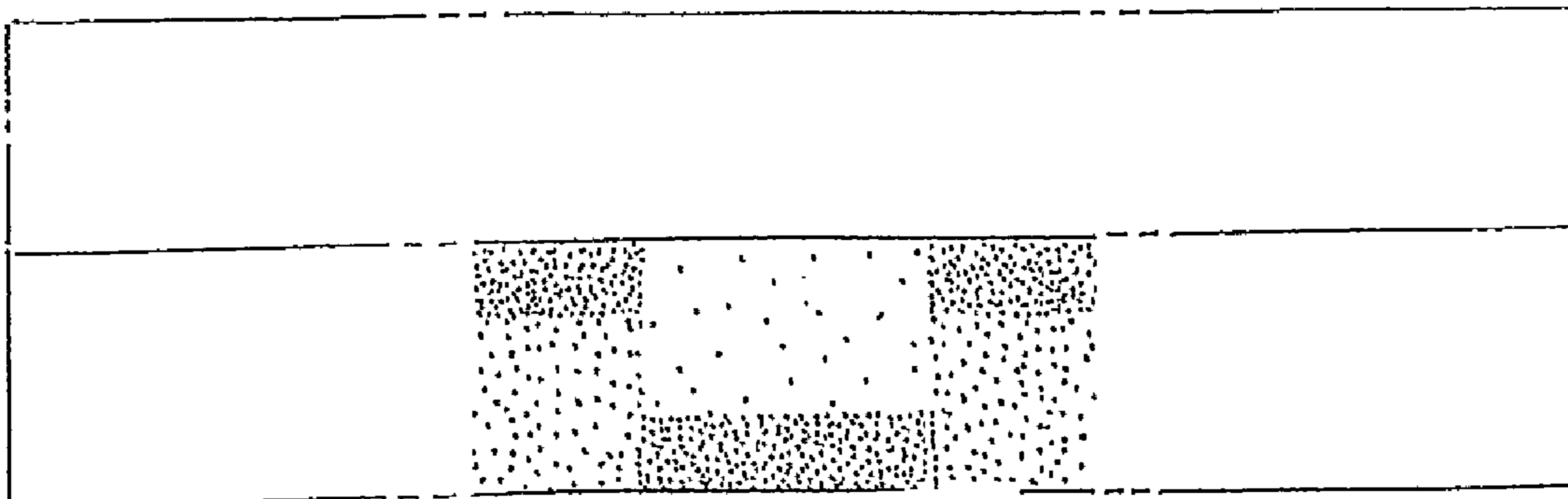


FIGURE 3

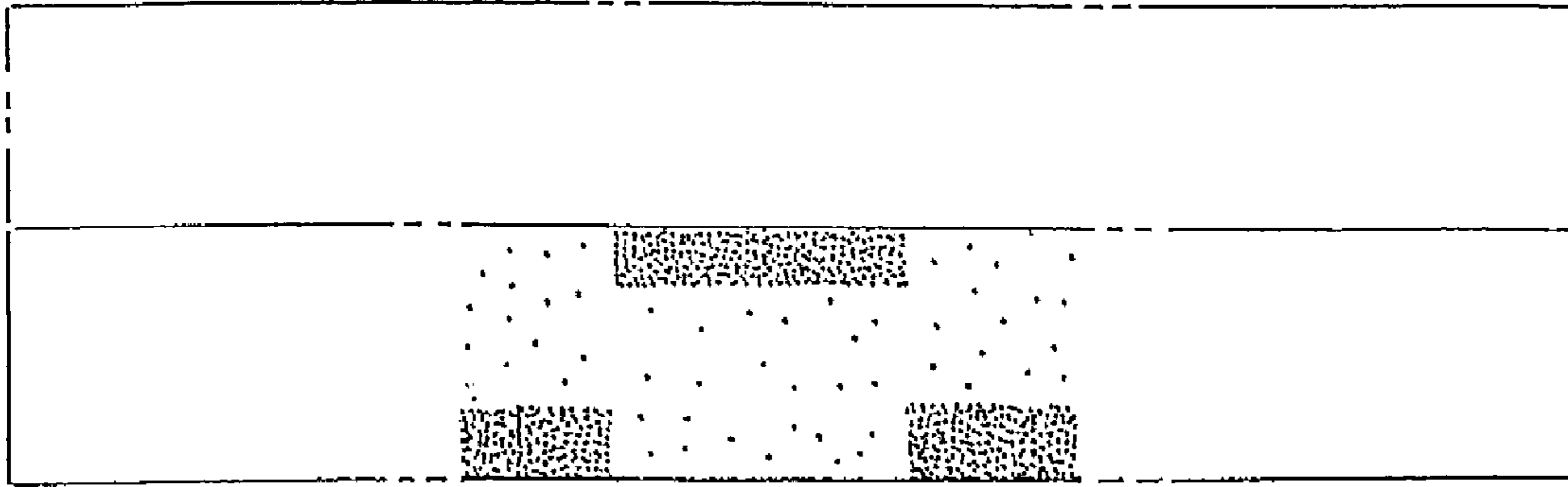


FIGURE 4

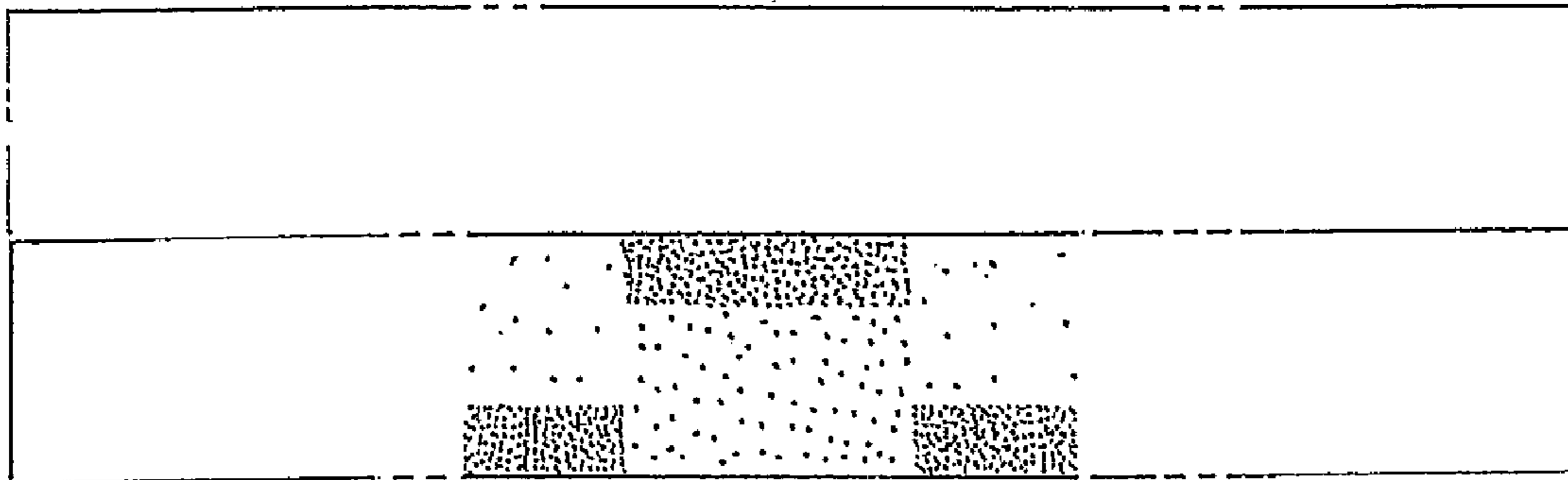


FIGURE 5

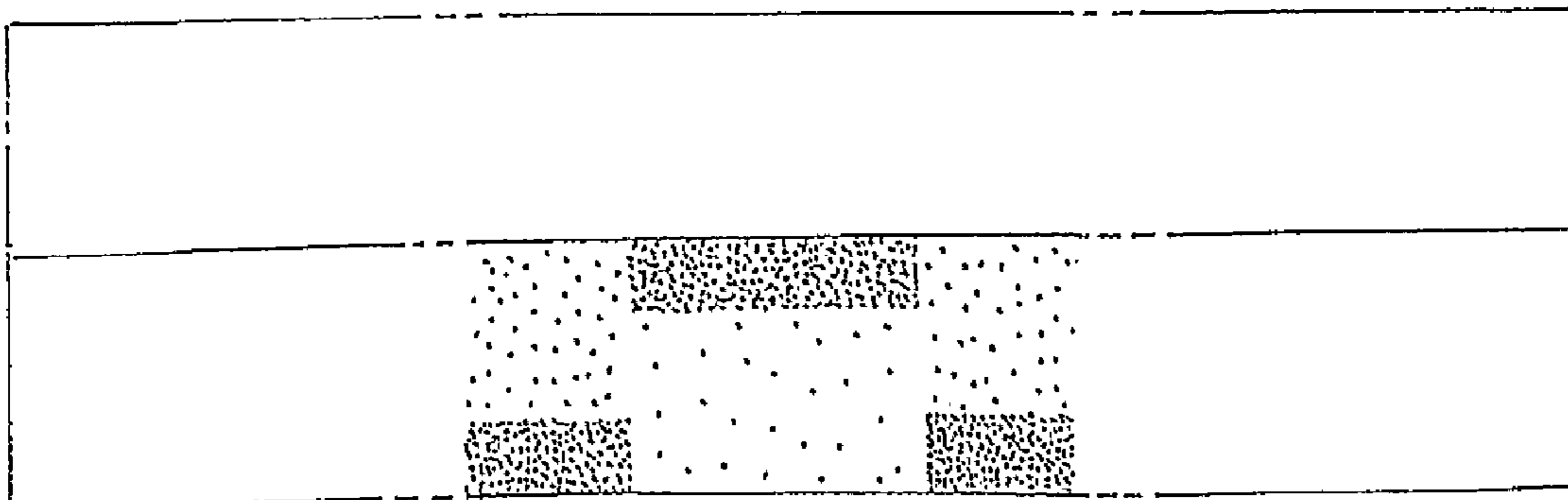


FIGURE 6

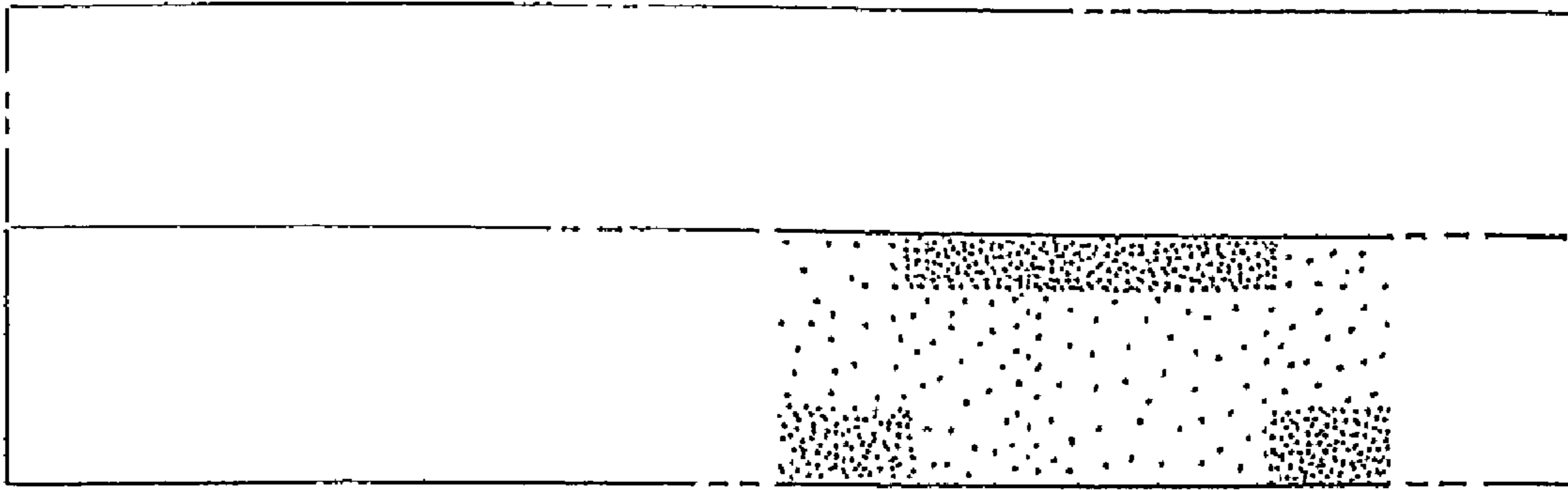


FIGURE 7

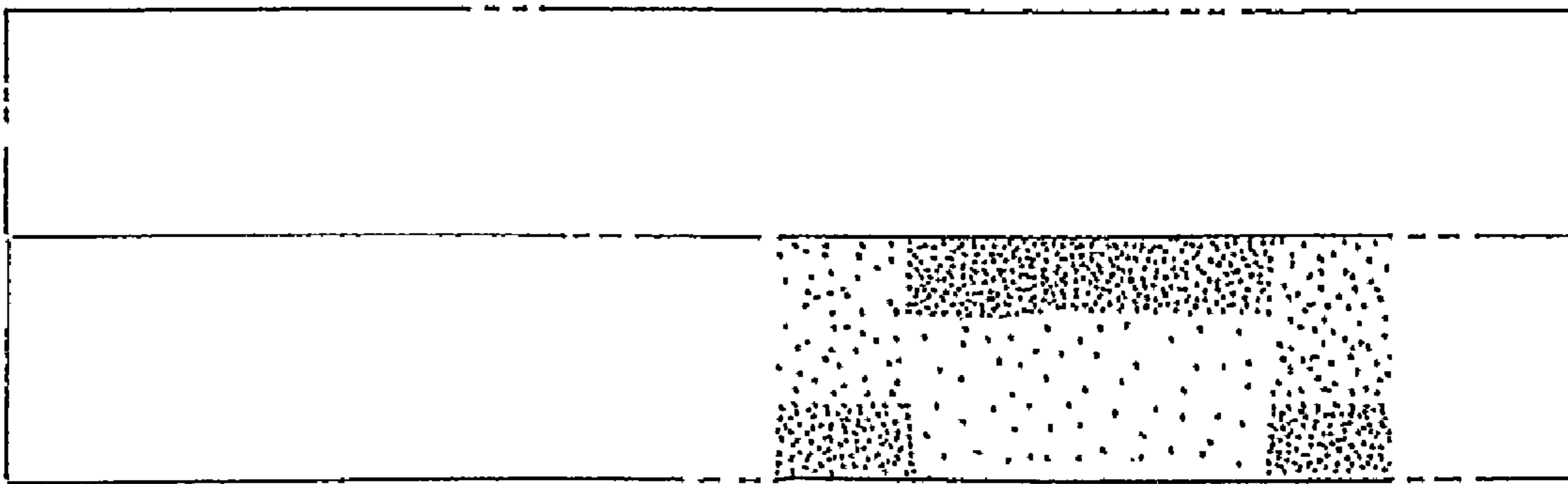


FIGURE 8

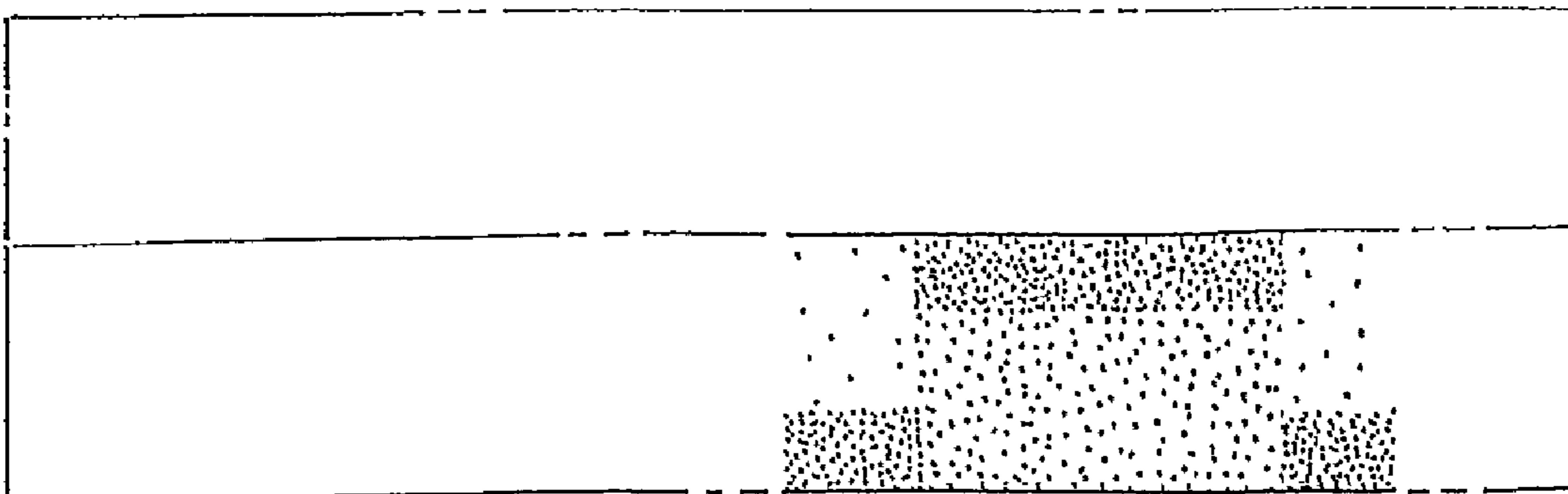


FIGURE 9

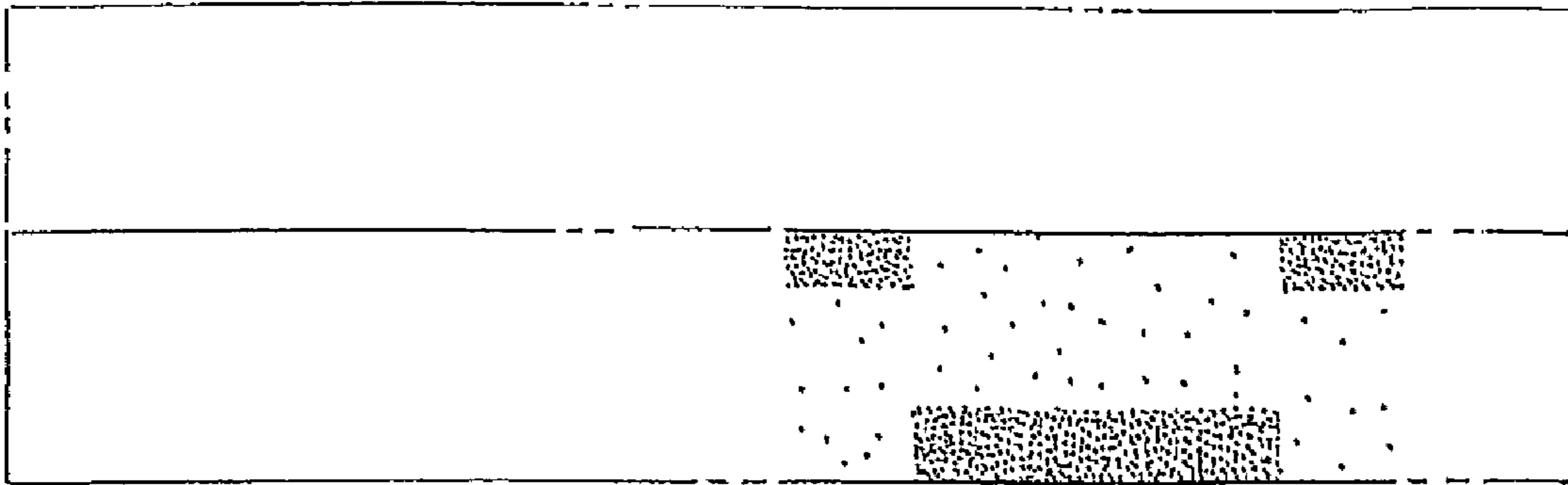


FIGURE 10




FIGURE 11

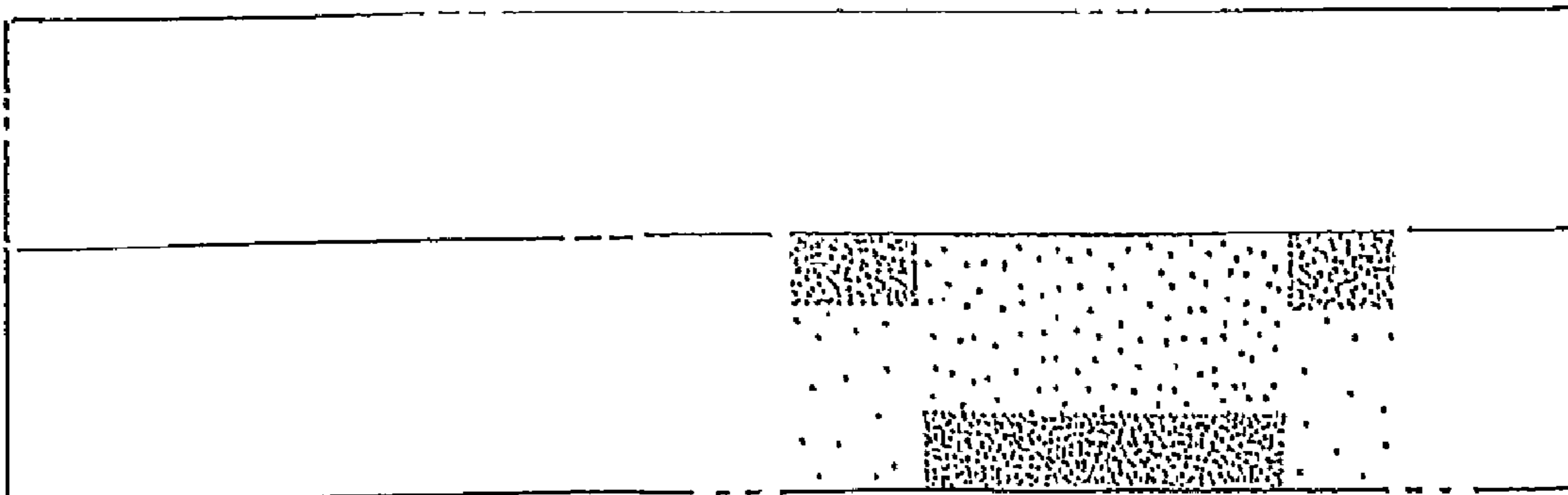


FIGURE 12




FIGURE 13

FIGURE 14

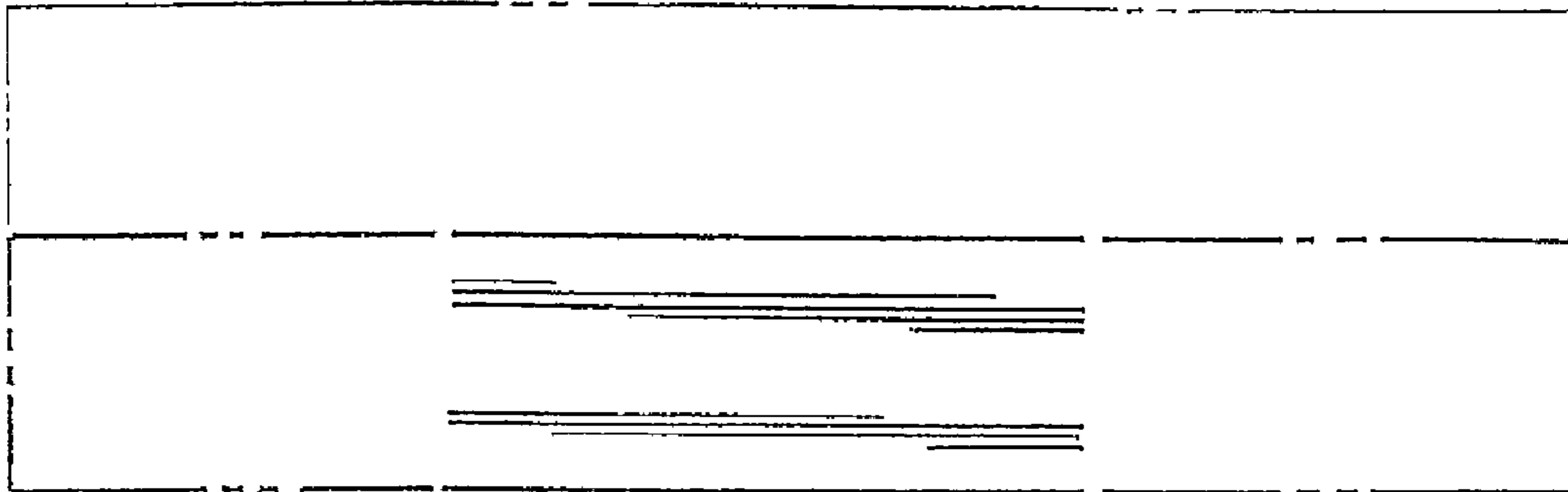


FIGURE 15




FIGURE 16