



US00D572361S

(12) **United States Design Patent**
Noce

(10) **Patent No.:** **US D572,361 S**
(45) **Date of Patent:** **** Jul. 1, 2008**

(54) **NASAL DILATOR**

(76) Inventor: **Louis O. Noce**, 754 Crows Bluff La.,
Sanford, FL (US) 32773

(**) Term: **14 Years**

(21) Appl. No.: **29/272,423**

(22) Filed: **Feb. 8, 2007**

Related U.S. Application Data

(63) Continuation of application No. 11/138,310, filed on
May 27, 2005, now abandoned.

(51) **LOC (8) Cl.** **24-02**

(52) **U.S. Cl.** **D24/135; D24/106**

(58) **Field of Classification Search** D24/106,
D24/135; 128/200.24, 207.18, 206.11, 202.25;
606/199, 204.45

See application file for complete search history.

5,961,537 A	10/1999	Gould	
5,976,173 A	11/1999	Berke	
6,006,746 A	12/1999	Karell	
6,029,658 A	2/2000	De Voss	
D422,080 S *	3/2000	Vincent D24/135
6,058,931 A	5/2000	Muchin	
6,080,179 A	6/2000	Gould	
6,098,616 A	8/2000	Lundy, Jr. et al.	
D430,667 S *	9/2000	Rome D24/135
6,116,236 A	9/2000	Wyss	
D438,967 S *	3/2001	Alpers D24/135
6,196,228 B1	3/2001	Kreitzer et al.	
6,244,265 B1	6/2001	Cronk et al.	
6,270,512 B1	8/2001	Rittmannf	
6,276,360 B1	8/2001	Cronk et al.	
6,336,456 B1	1/2002	Ruben	
6,357,436 B1	3/2002	Kreitzer et al.	
6,375,667 B1	4/2002	Ruch	
6,419,687 B1	7/2002	Berke	
6,453,901 B1	9/2002	Ierulli	

(Continued)

(56) **References Cited**

U.S. PATENT DOCUMENTS

D251,017 S *	2/1979	Amezcuca D24/106
5,479,944 A	1/1996	Petruson	
5,533,499 A	7/1996	Johnson	
5,546,929 A	8/1996	Muchin	
5,553,605 A	9/1996	Muchin	
RE35,408 E	12/1996	Petruson	
5,609,150 A	3/1997	Maged	
5,611,333 A	3/1997	Johnson	
5,611,334 A	3/1997	Muchin	
5,640,974 A	6/1997	Miller	
5,653,224 A	8/1997	Johnson	
5,669,377 A	9/1997	Fenn	
5,706,800 A	1/1998	Cronk et al.	
5,718,224 A	2/1998	Muchin	
5,735,272 A	4/1998	Dillon et al.	
5,752,511 A	5/1998	Simmons et al.	
5,816,241 A	10/1998	Cook	
5,842,469 A	12/1998	Rapp et al.	
5,890,486 A	4/1999	Mitra et al.	
5,931,854 A	8/1999	Dillon	
5,957,126 A	9/1999	Neeser	

Primary Examiner—Ian Simmons
Assistant Examiner—Christopher Lee
(74) *Attorney, Agent, or Firm*—Nixon & Vanderhye, PC


(57) **CLAIM**

The ornamental design for a “nasal dilator,” as shown and described.

DESCRIPTION

FIG. 1 is a perspective view of a nasal dilator in accordance with my new design;
FIG. 2 is a front elevation view thereof;
FIG. 3 is a top plan view thereof;
FIG. 4 is a bottom plan view thereof; and,
FIG. 5 is a right side elevation view thereof, the left side view being a mirror image thereof.

1 Claim, 2 Drawing Sheets



US D572,361 S

Page 2

U.S. PATENT DOCUMENTS			
6,478,023	B1	11/2002	Lockwood
6,550,474	B1	4/2003	Anderson et al.
6,561,188	B1	5/2003	Ellis
D490,897	S	6/2004	Ruch
6,769,429	B1	8/2004	Benetti
6,863,066	B2 *	3/2005	Ogle 128/200.24
D540,462	S *	4/2007	Groeneveld D24/106
2001/0032645	A1	10/2001	Cronk et al.
2002/0000227	A1	1/2002	Duyke et al.
2003/0005938	A1	1/2003	Lockwood
2003/0144684	A1	7/2003	Ogle
2003/0181941	A1	9/2003	Bruggisser et al.
2004/0177852	A1	9/2004	Abramson
2004/0261791	A1	12/2004	Horian
2005/0066965	A1	3/2005	Cronk et al.

* cited by examiner

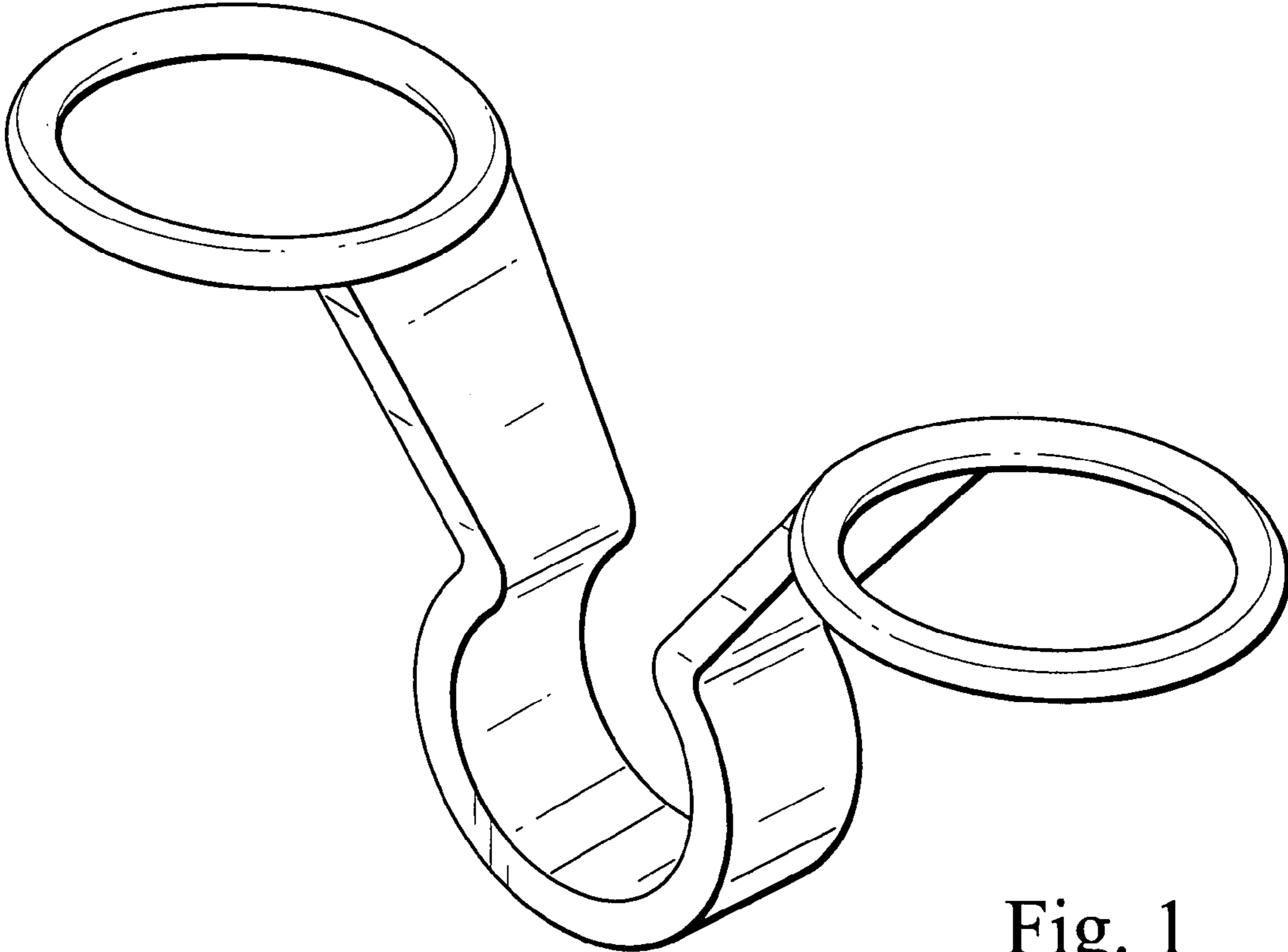


Fig. 1

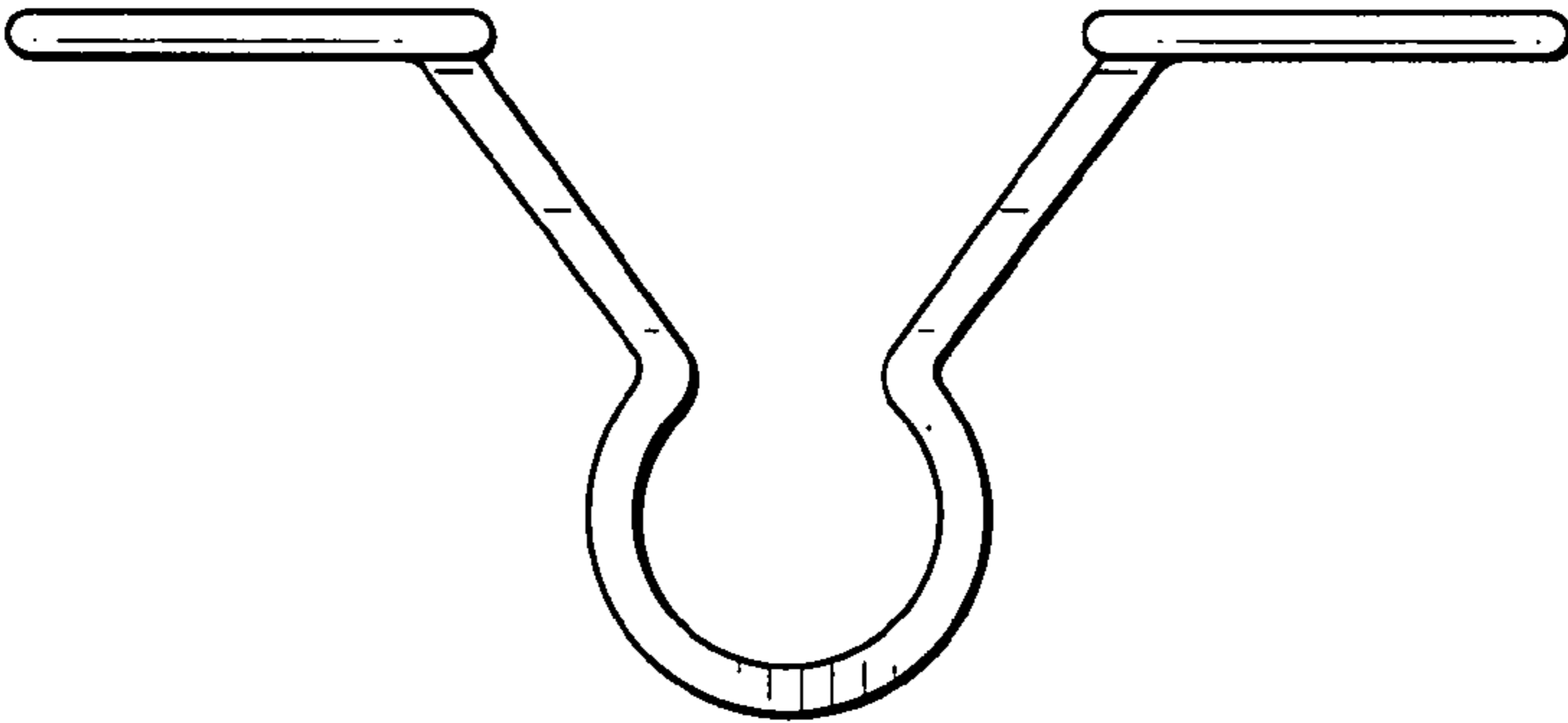


Fig. 2

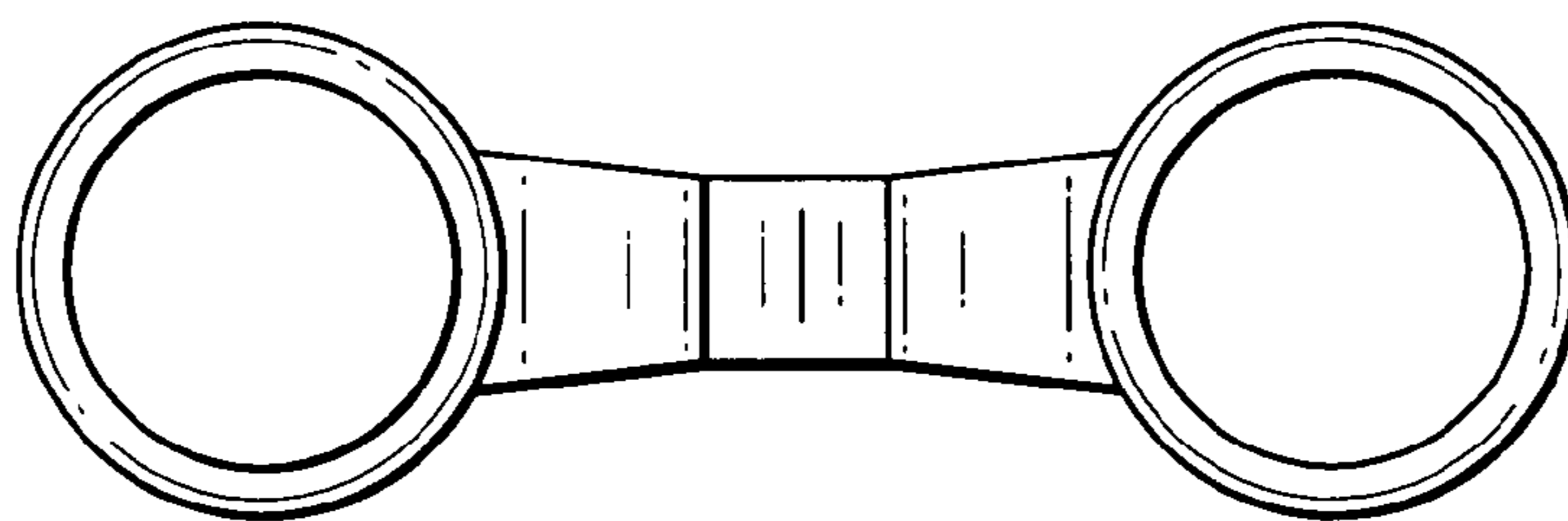


Fig. 3

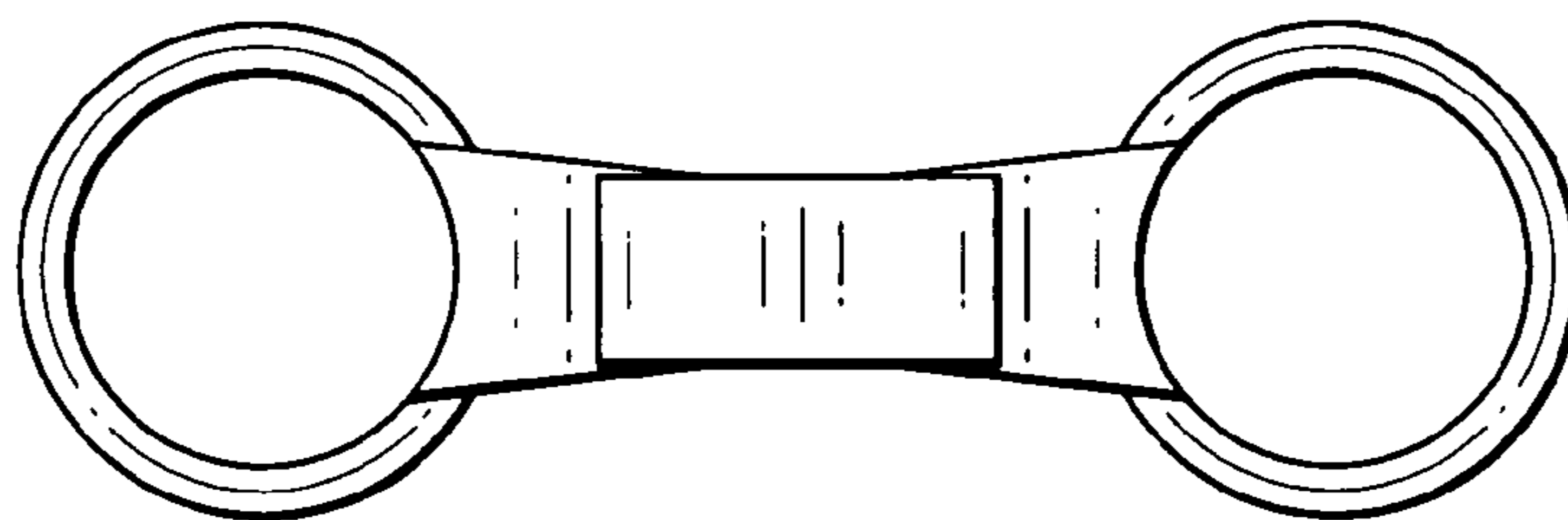


Fig. 4

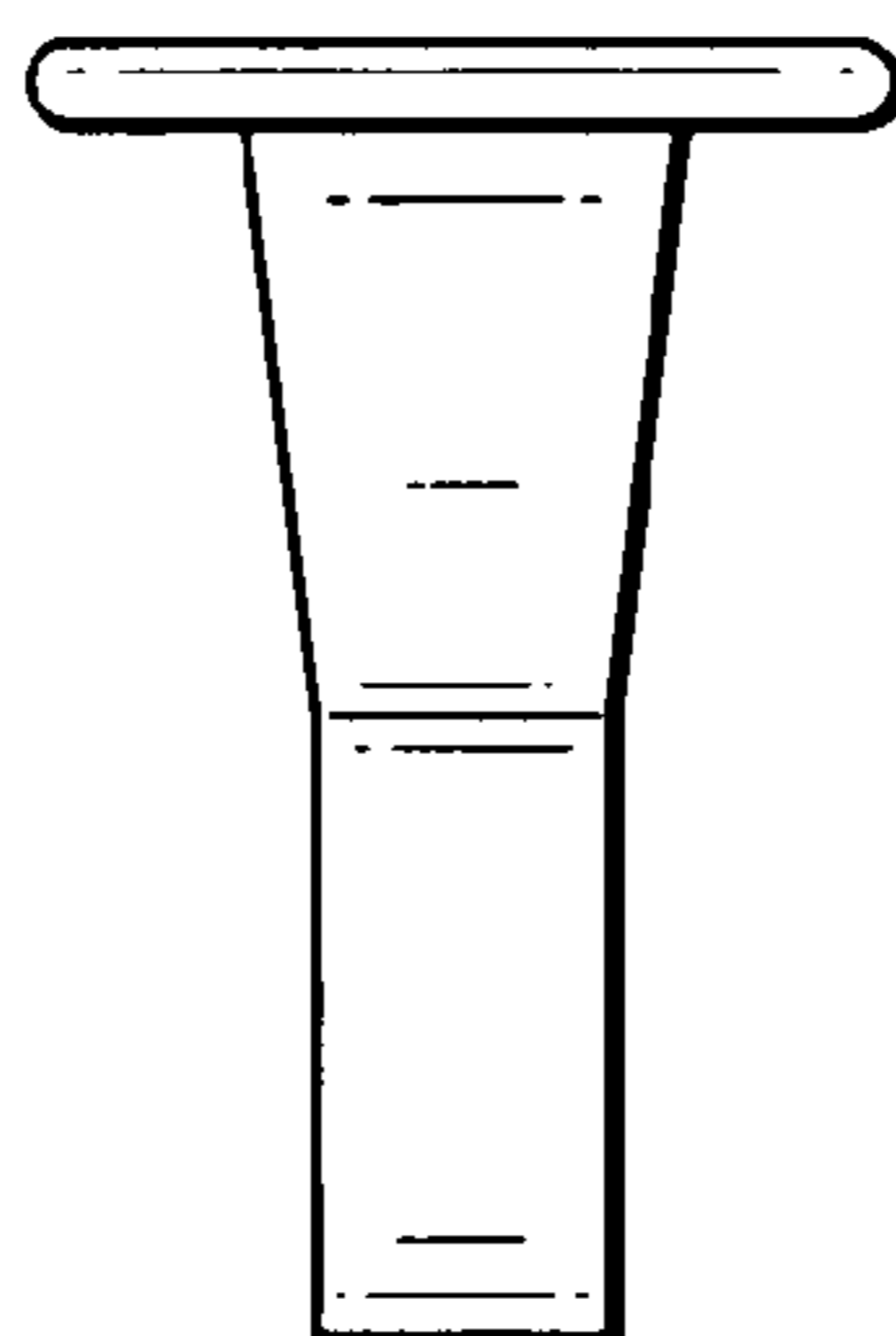


Fig. 5