



US00D572353S

(12) **United States Design Patent**
Xu

(10) **Patent No.:** **US D572,353 S**
(45) **Date of Patent:** **** Jul. 1, 2008**

(54) **MULTI-ANGLE STAGE SMOG MAKER**

(76) Inventor: **Hui Xu**, Room 101, 4th Floor, No. 34,
Yishou West Road Gaolianghe Town,
Hongze County, Jiangsu (CN)

(**) Term: **14 Years**

(21) Appl. No.: **29/282,648**

(22) Filed: **Jul. 26, 2007**

(30) **Foreign Application Priority Data**

Mar. 26, 2007 (CN) 2007 3 0050362

(51) **LOC (8) Cl.** **23-04**

(52) **U.S. Cl.** **D23/355**

(58) **Field of Classification Search** D23/356,
D23/355, 364, 359, 352, 362, 360, 332, 333,
D23/335, 336, 342, 337, 385, 393; 422/120,
422/122; 55/356, 473, 504; 210/497.1; 96/97;
D14/188, 170, 172; 261/DIG. 65; D16/232,
D16/229, 223; 239/4

See application file for complete search history.

(56) **References Cited**

U.S. PATENT DOCUMENTS

- D253,708 S * 12/1979 Mankau D16/229
- D289,769 S * 5/1987 Geissler D16/229
- D304,037 S * 10/1989 Geissler D16/229
- D322,264 S * 12/1991 Jewison D16/232
- D322,621 S * 12/1991 Isomoto D16/229
- D327,905 S * 7/1992 Kamijima et al. D16/223
- D354,050 S * 1/1995 Hasegawa D16/232
- D361,832 S * 8/1995 Cunning D23/337
- D362,058 S * 9/1995 Di Pietro D23/385
- D367,489 S * 2/1996 Katayama D16/229

- D376,417 S * 12/1996 Jane et al. D23/335
- D379,650 S * 6/1997 Smith et al. D23/335
- D400,553 S * 11/1998 Kung D16/229
- D417,726 S * 12/1999 Elkas D23/355
- D433,112 S * 10/2000 Louis, Jr. D23/360
- D448,464 S * 9/2001 Shin D23/359
- D453,958 S * 2/2002 Elkas D23/355
- D473,254 S * 4/2003 Cozzolino et al. D16/232
- D514,218 S * 1/2006 Kaminsky D23/393
- D538,976 S * 3/2007 Navas D23/335
- 2005/0184168 A1 * 8/2005 Peng 239/4

* cited by examiner

Primary Examiner—Louis S Zarfaz

Assistant Examiner—David G Muller

(74) *Attorney, Agent, or Firm*—Global IP Services; Tianhua Gu

(57) **CLAIM**

The ornamental design for a multi-angle stage smog maker, as shown and described.

DESCRIPTION

FIG. 1 is a perspective view of a multi-angle stage smog maker showing my new design;

FIG. 2 is a front view of a multi-angle stage smog maker of FIG. 1 in an alternate position;

FIG. 3 is a back view thereof;

FIG. 4 is a bottom view thereof;


FIG. 5 is a top view thereof;

FIG. 6 is a left side view thereof;

FIG. 7 is a right side view thereof; and,

FIG. 8 is a perspective view thereof.

1 Claim, 3 Drawing Sheets






Fig. 1




Fig. 2




Fig. 3




Fig. 4




Fig. 7




Fig. 5

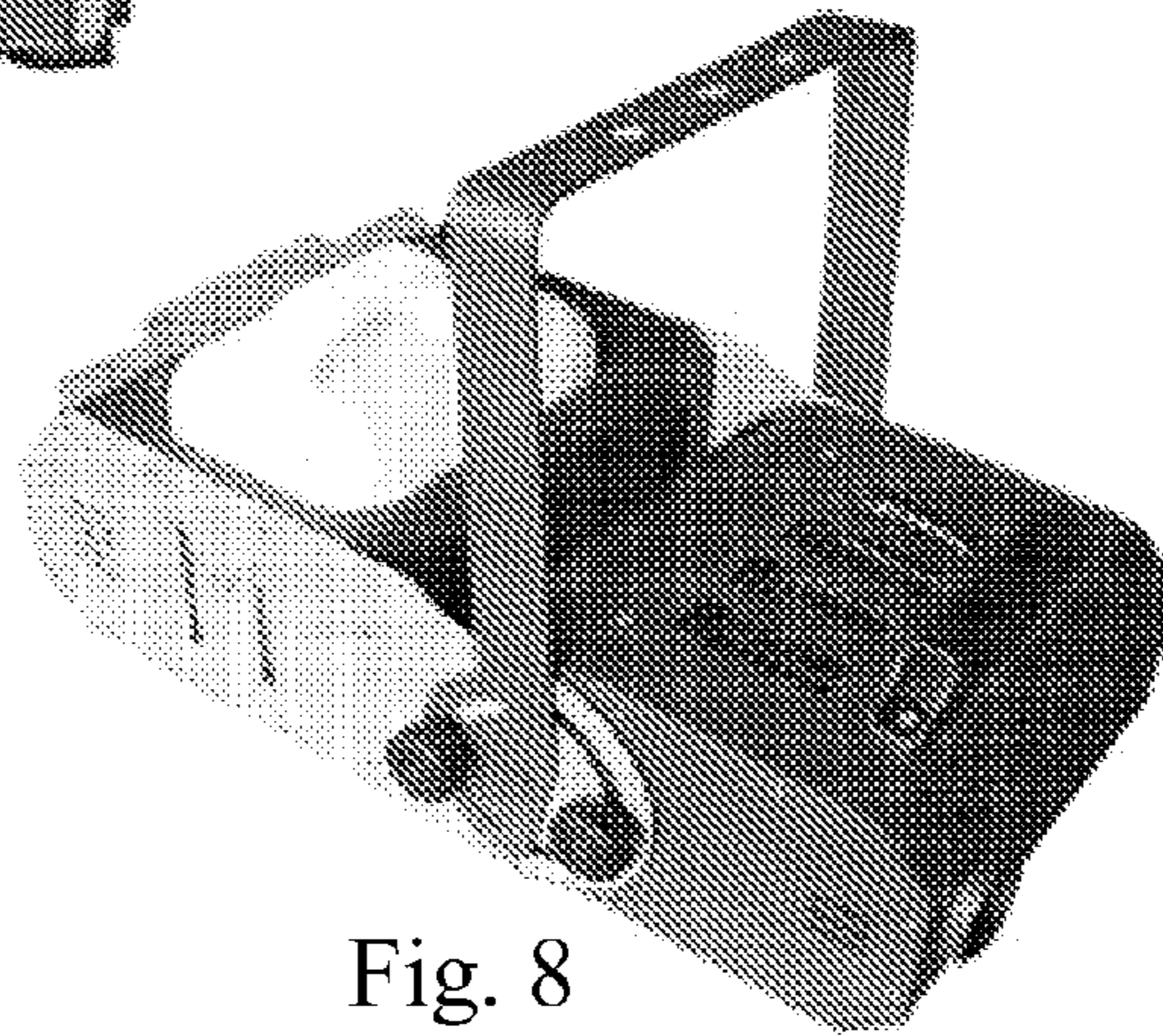


Fig. 8



Fig. 6