



US00D572339S

(12) **United States Design Patent**
Georgel

(10) **Patent No.:** **US D572,339 S**
(45) **Date of Patent:** **** Jul. 1, 2008**

(54) **AIR BLOW GUN**

D432,209 S * 10/2000 Jou D23/226
6,213,411 B1 * 4/2001 Jou 239/526
6,663,023 B1 * 12/2003 Jou 239/526

(75) Inventor: **Philippe Georgel**, Bois le Roi (FR)

(73) Assignee: **Legris S.A.**, Rennes (FR)

(**) Term: **14 Years**

* cited by examiner

Primary Examiner—Robin V Webster
(74) *Attorney, Agent, or Firm*—Young & Thompson

(21) Appl. No.: **29/287,692**

(57) **CLAIM**

(22) Filed: **Sep. 10, 2007**

The ornamental design for an air blow gun, as shown.

(30) **Foreign Application Priority Data**

Mar. 13, 2007 (EM) 000687405

DESCRIPTION

(51) **LOC (8) Cl.** **23-01**

FIG. 1 is a front and side perspective view of an air blow gun showing my new design;

(52) **U.S. Cl.** **D23/223; D23/226**

FIG. 2 is a front elevational view thereof;

(58) **Field of Classification Search** D23/213,
D23/223, 226; 239/525–526, 600

FIG. 3 is a side elevational view thereof from the left of FIG. 2;

See application file for complete search history.

FIG. 4 is a side elevational view thereof from the right of FIG. 2;

(56) **References Cited**

U.S. PATENT DOCUMENTS

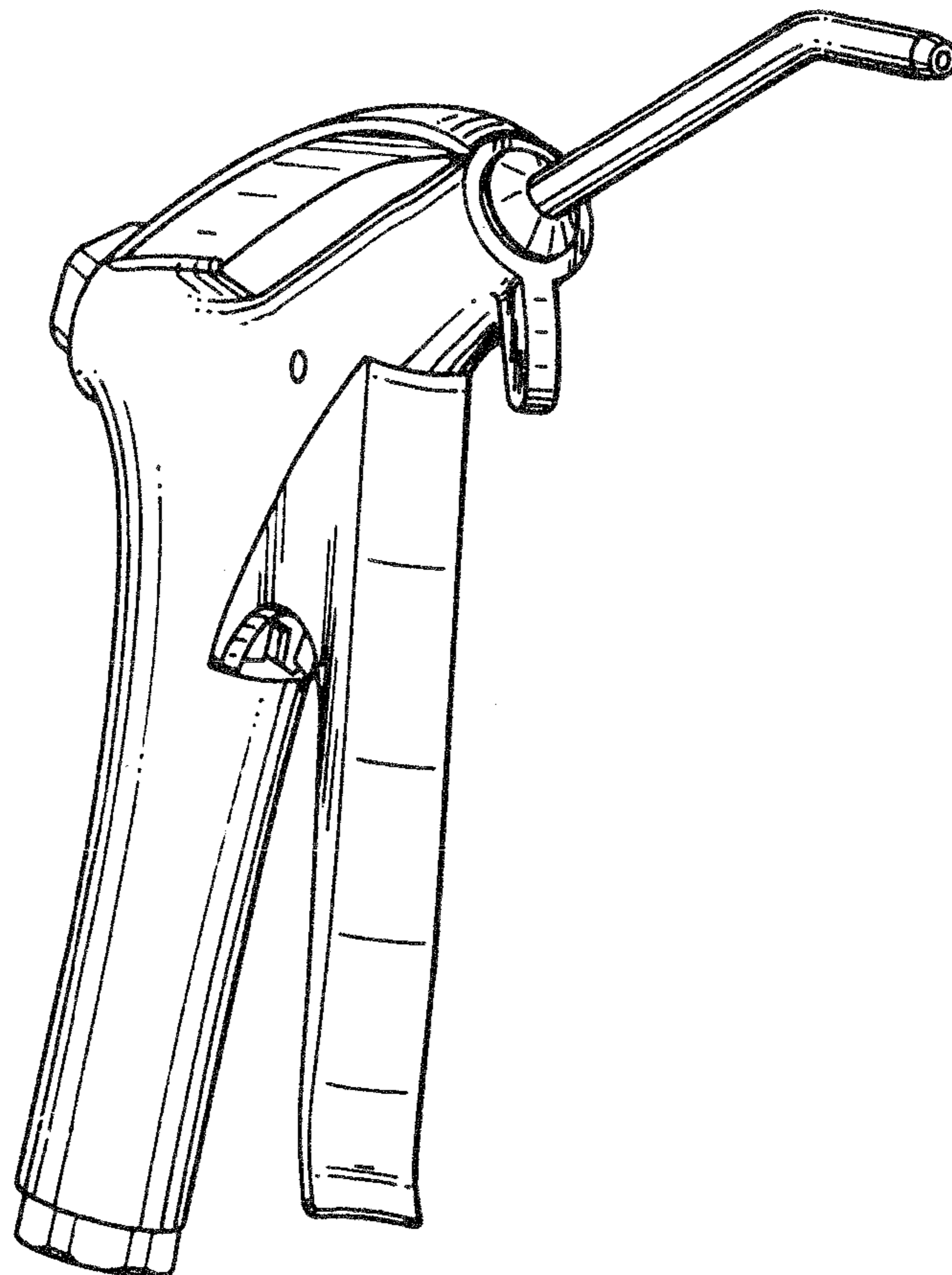
D398,954 S * 9/1998 Jou D23/226
D412,736 S * 8/1999 Chen D23/226
5,944,035 A * 8/1999 Chen 134/111
D428,471 S * 7/2000 Gustafsson D23/226

FIG. 5 is a rear elevational view thereof;

FIG. 6 is a top plan view thereof; and,

FIG. 7 is a bottom plan view thereof.

1 Claim, 7 Drawing Sheets



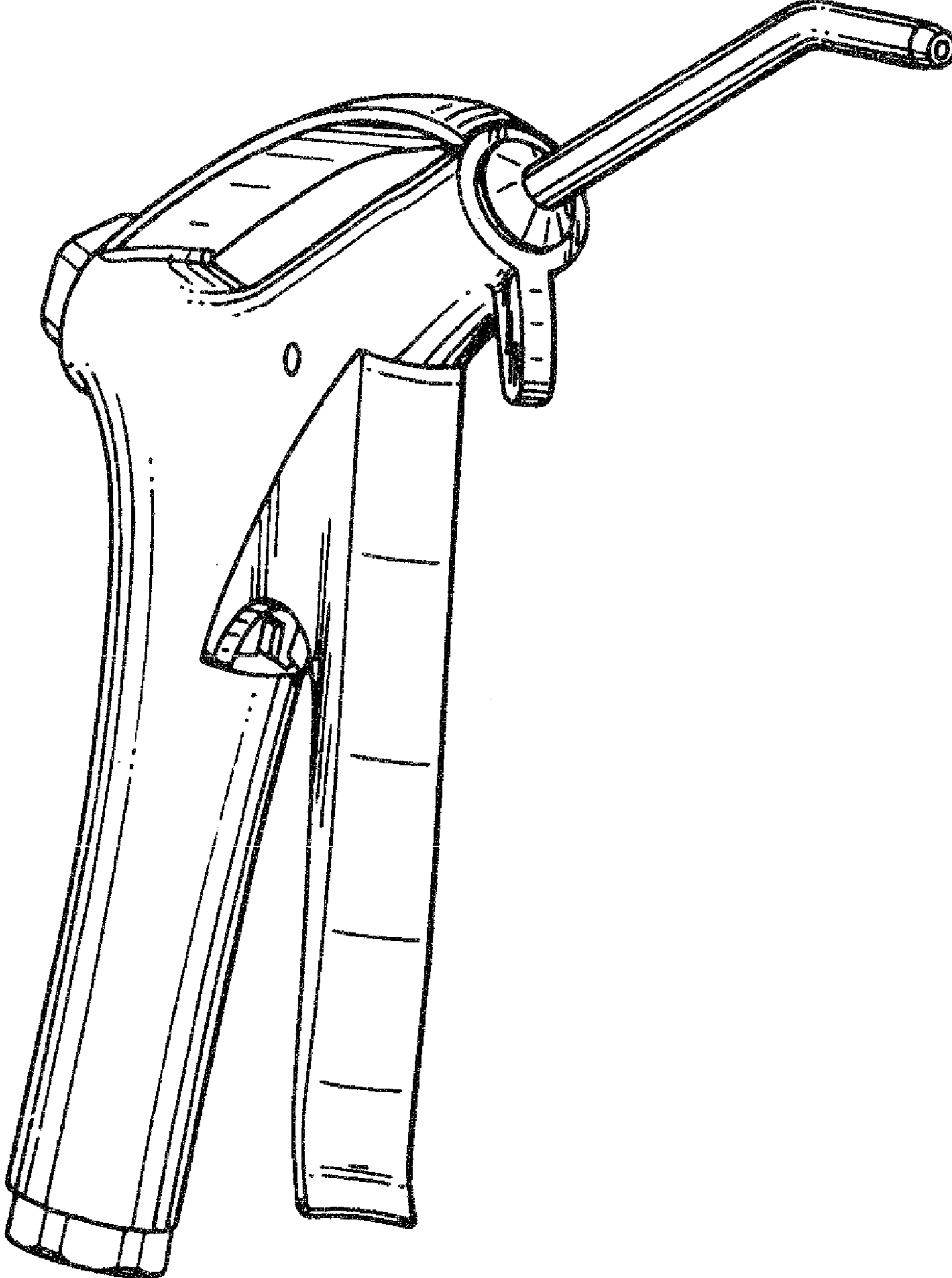


FIG. 1



FIG. 2

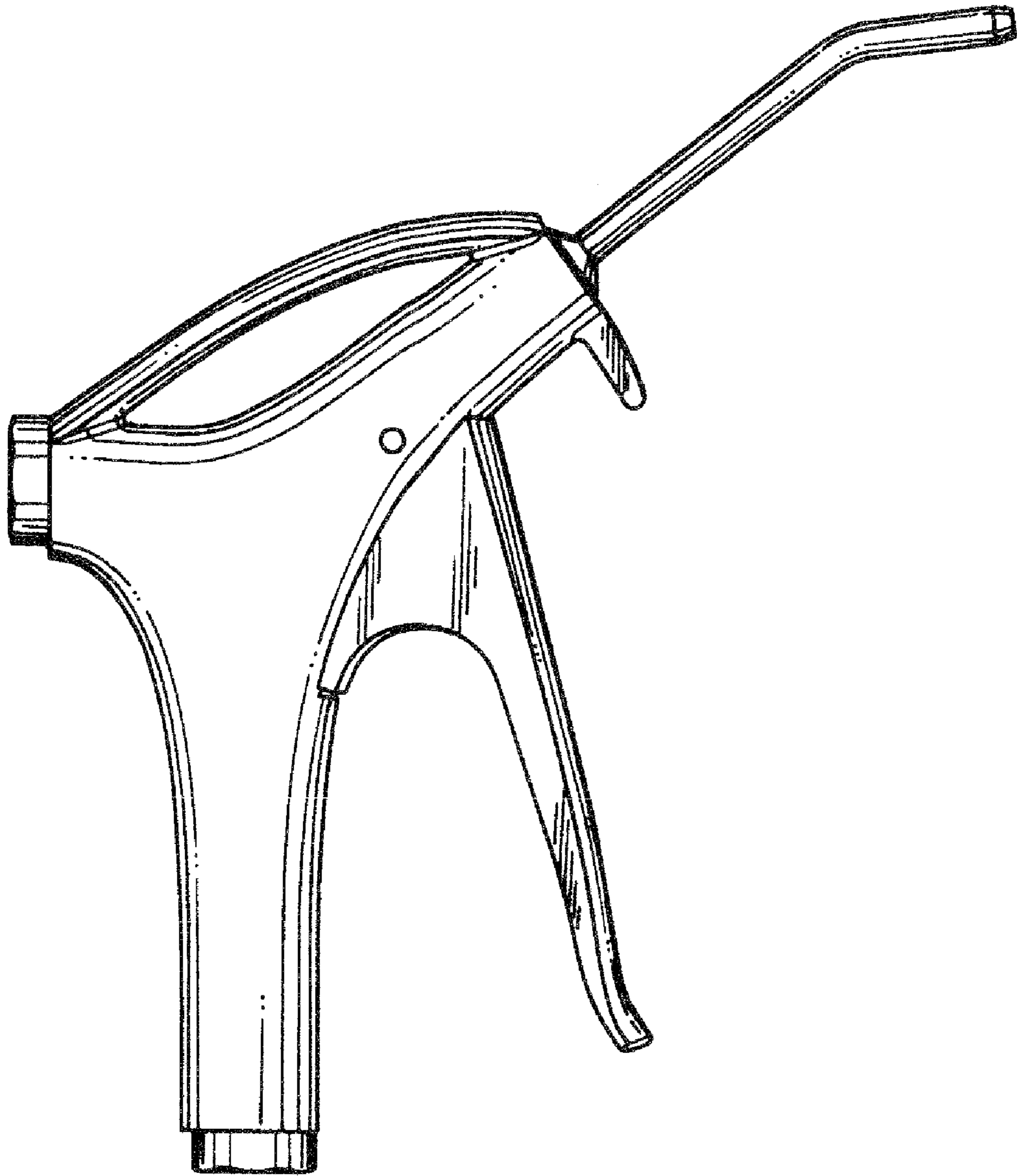


FIG. 3

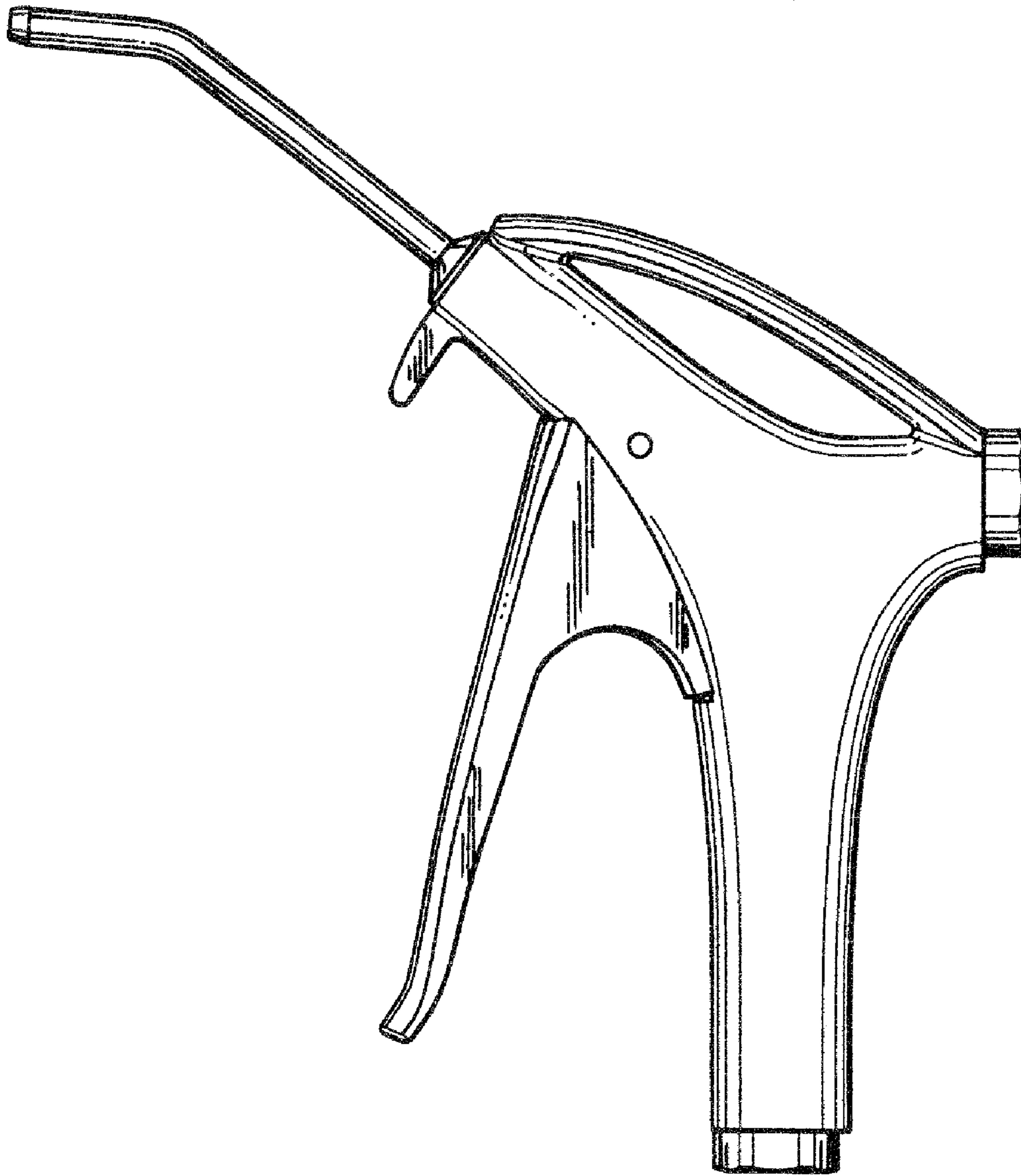


FIG. 4



FIG. 5




FIG. 6




FIG. 7