



US00D572326S

(12) **United States Design Patent**
Schweigert et al.

(10) **Patent No.:** **US D572,326 S**
(45) **Date of Patent:** **** Jul. 1, 2008**

(54) **GOLF IRON HEAD**
(75) Inventors: **Bradley D. Schweigert**, Anthem, AZ
(US); **Xiaojian Chen**, Phoenix, AZ (US)
(73) Assignee: **Karsten Manufacturing Corporation**,
Phoenix, AZ (US)
(**) Term: **14 Years**
(21) Appl. No.: **29/282,632**
(22) Filed: **Jul. 25, 2007**

(51) **LOC (8) Cl.** **21-02**
(52) **U.S. Cl.** **D21/747**
(58) **Field of Classification Search** D21/747-751;
473/324-331, 350
See application file for complete search history.

(56) **References Cited**

U.S. PATENT DOCUMENTS

5,048,835 A * 9/1991 Gorman 473/350
D354,786 S * 1/1995 Manning et al. D21/748
D404,780 S * 1/1999 Long D21/749
6,210,290 B1 * 4/2001 Erickson et al. 473/345
D453,949 S * 2/2002 Helmstetter et al. D21/747
D494,648 S 8/2004 Schweigert et al.
D500,350 S * 12/2004 Schweigert et al. D21/747
D500,351 S * 12/2004 Schweigert et al. D21/747
D502,237 S 2/2005 Schweigert et al.
D502,975 S 3/2005 Schweigert et al.
D504,925 S 5/2005 Schweigert et al.
D505,171 S 5/2005 Schweigert et al.
D507,614 S 7/2005 Schweigert et al.
D508,099 S 8/2005 Schweigert et al.
D514,183 S 1/2006 Schweigert et al.
D517,625 S * 3/2006 Sanchez et al. D21/747
D530,759 S * 10/2006 Nicolette et al. D21/749
D530,760 S * 10/2006 Schweigert et al. D21/749
D532,849 S 11/2006 Nicolette et al.
D534,228 S * 12/2006 Nicolette et al. D21/749
D534,597 S * 1/2007 Nicolette et al. D21/749
D536,759 S * 2/2007 Schweigert et al. D21/747
D538,366 S * 3/2007 Nicolette et al. D21/748
D539,863 S * 4/2007 Nunez et al. D21/748
D541,360 S * 4/2007 Schweigert et al. D21/747

D550,316 S * 9/2007 Nagai et al. D21/759
D561,855 S * 2/2008 Schweigert et al. D21/747
D562,925 S * 2/2008 Schweigert et al. D21/759

OTHER PUBLICATIONS

Bradley D. Schweigert, et al., "Golf Iron Head," U.S. Appl. No. 29/279,374, filed Apr. 27, 2007.
Michael R. Nicolette, et al., "Golf Iron Head," U.S. Appl. No. 29/280,468, filed May 29, 2007.
Bradley D. Schweigert, et al., "Golf Iron Head," U.S. Appl. No. 29/280,469, filed May 29, 2007.
Richard R. Sanchez, et al., "Golf Iron Head," U.S. Appl. No. 29/281,014, filed Jun. 13, 2007.
Bradley D. Schweigert, et al., "Golf Iron Head," U.S. Appl. No. 29/280,473, filed May 29, 2007.
Bradley D. Schweigert, et al., "Golf Iron Head," U.S. Appl. No. 29/282,633, filed Jul. 25, 2007.

* cited by examiner

Primary Examiner—Mitchell I Siegel

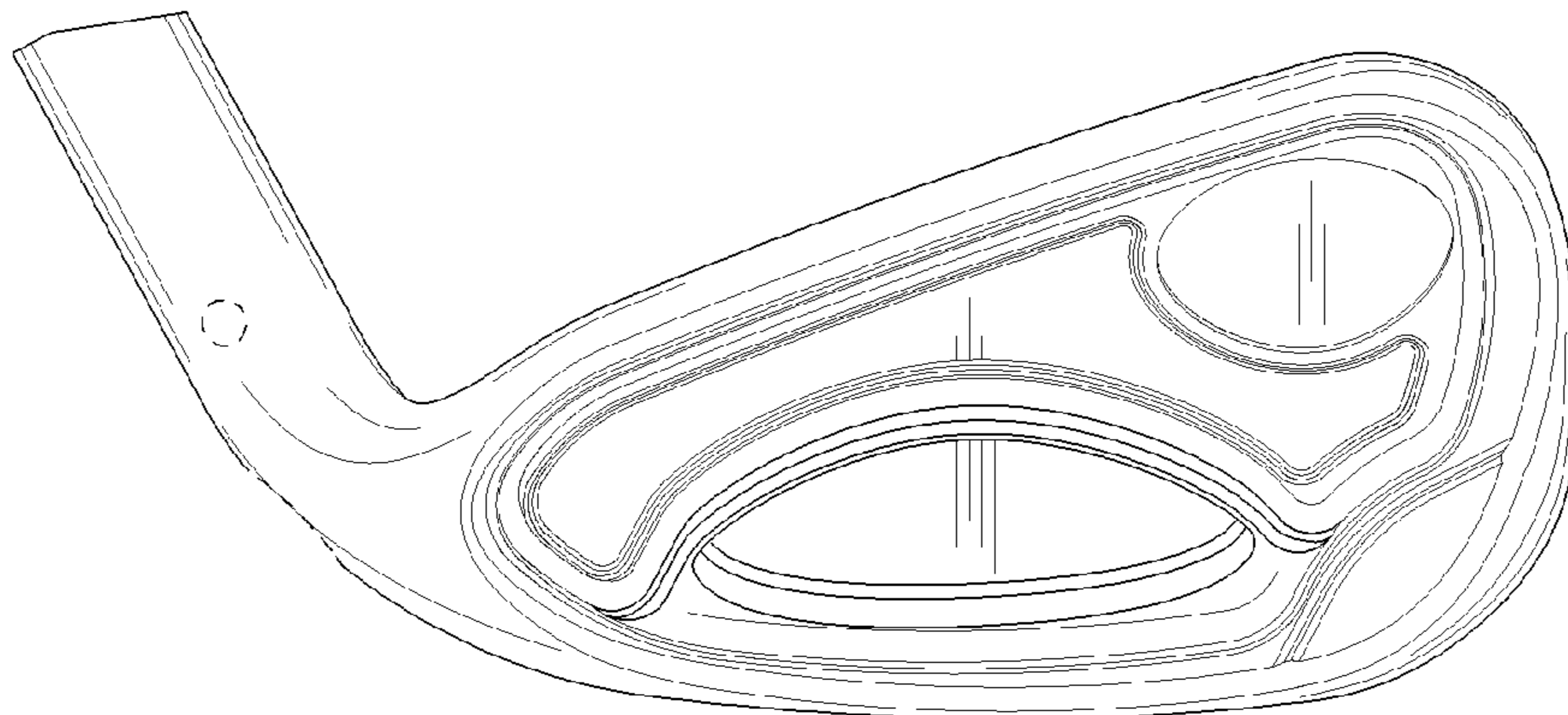
(57) **CLAIM**

The ornamental design for a golf iron head, as shown and described.

DESCRIPTION

FIG. 1 is a top perspective view of the golf iron head;
FIG. 2 is a bottom perspective view of the golf iron head of FIG. 1;
FIG. 3 is a front elevational view of the golf iron head of FIG. 1;
FIG. 4 is a rear elevational view of the golf iron head of FIG. 1;
FIG. 5 is a top view of the golf iron head of FIG. 1;
FIG. 6 is a bottom view of the golf iron head of FIG. 1;
FIG. 7 is a heel end view of the golf iron head of FIG. 1; and,
FIG. 8 is a toe end view of the golf iron head of FIG. 1.
The broken lines shown in FIGS. 1, 2, 3, 4, 5, 6, and 7 are for illustrative purposes only and form no part of the claimed design.

1 Claim, 3 Drawing Sheets



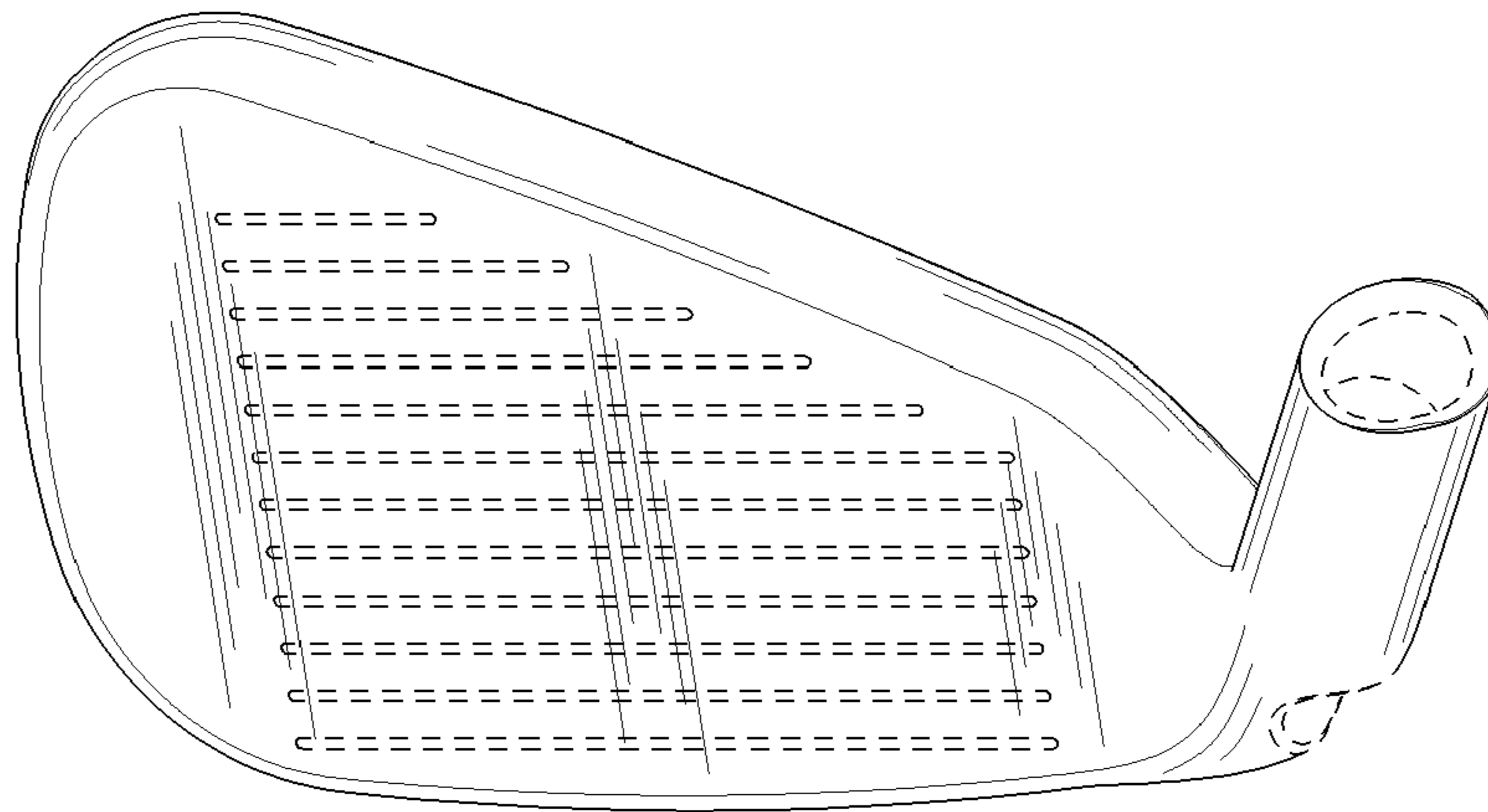


FIG. 1

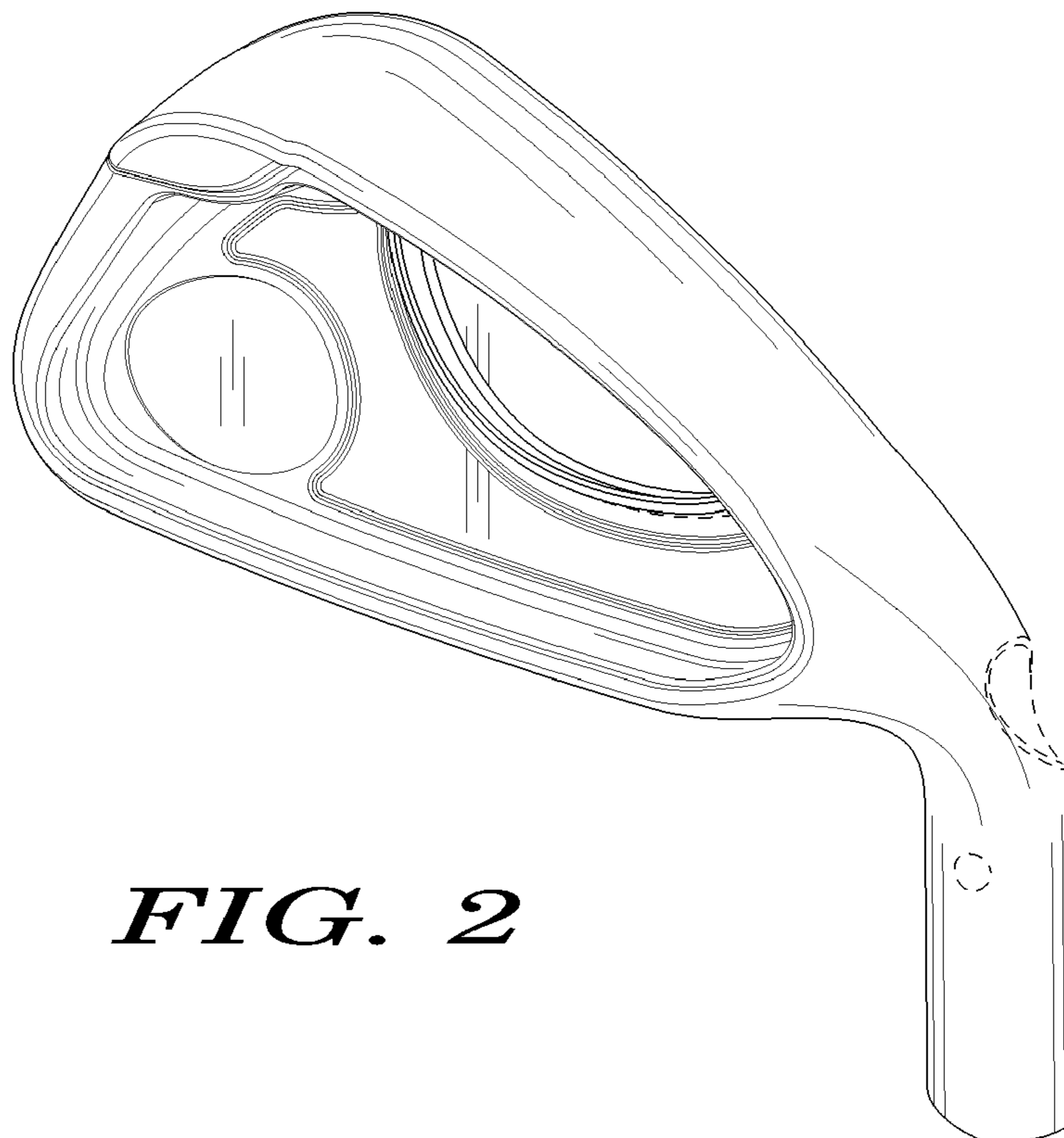


FIG. 2

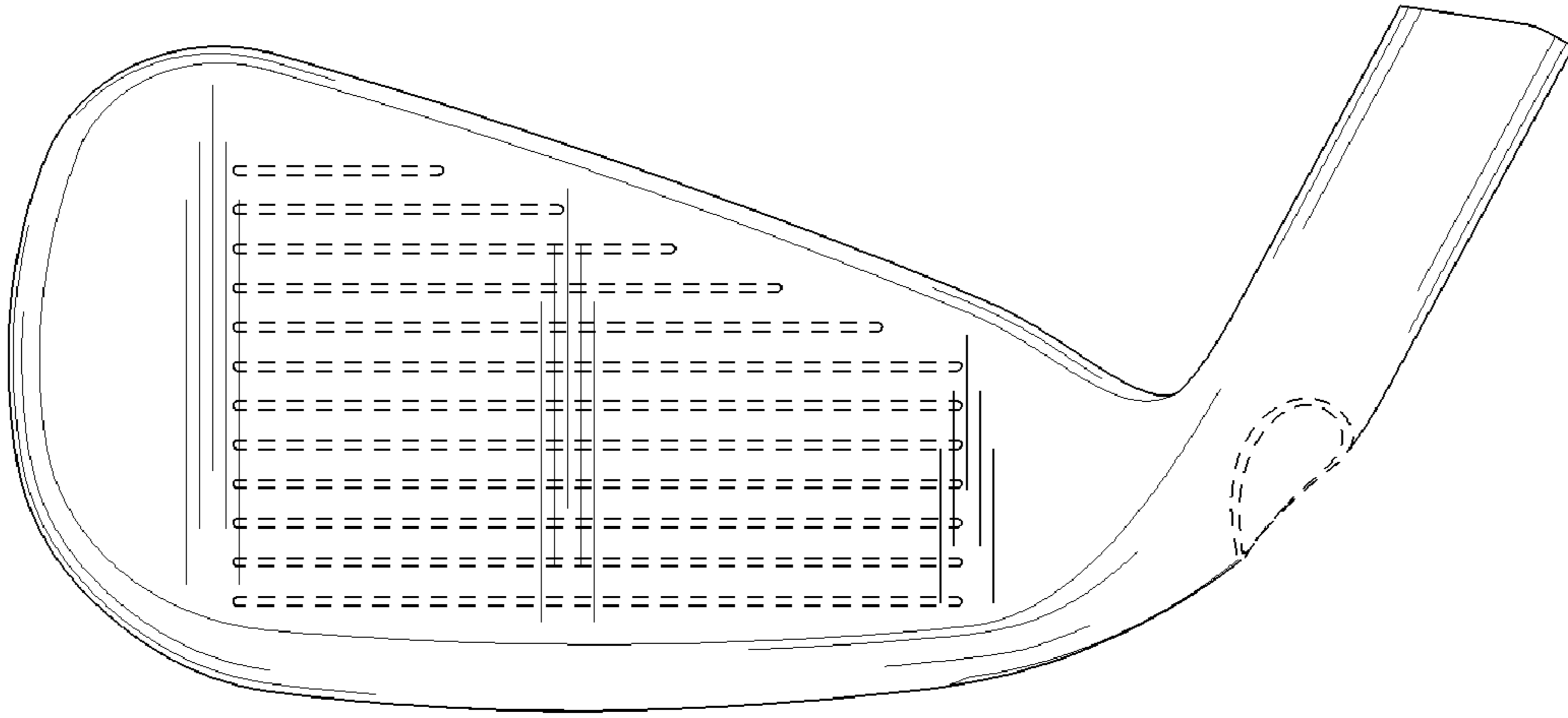


FIG. 3

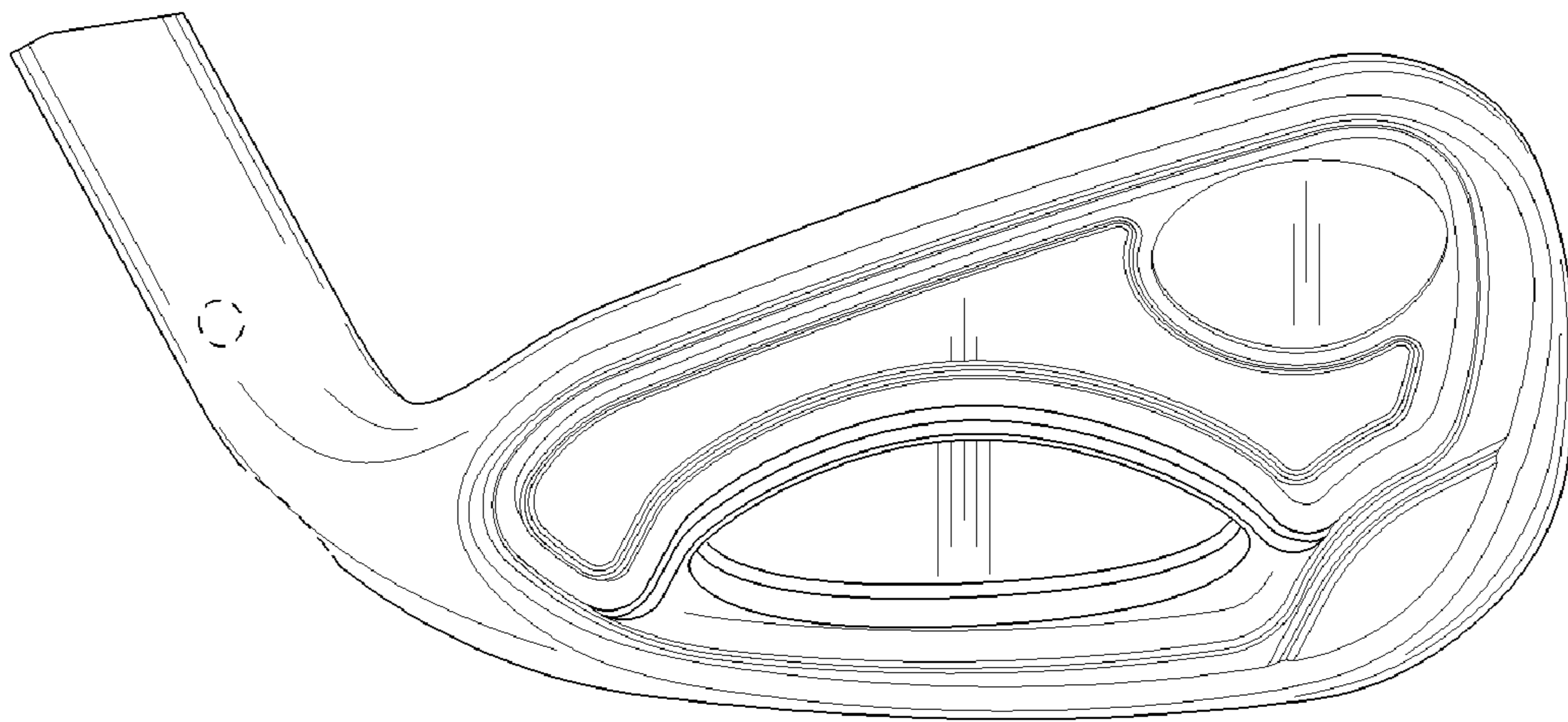


FIG. 4

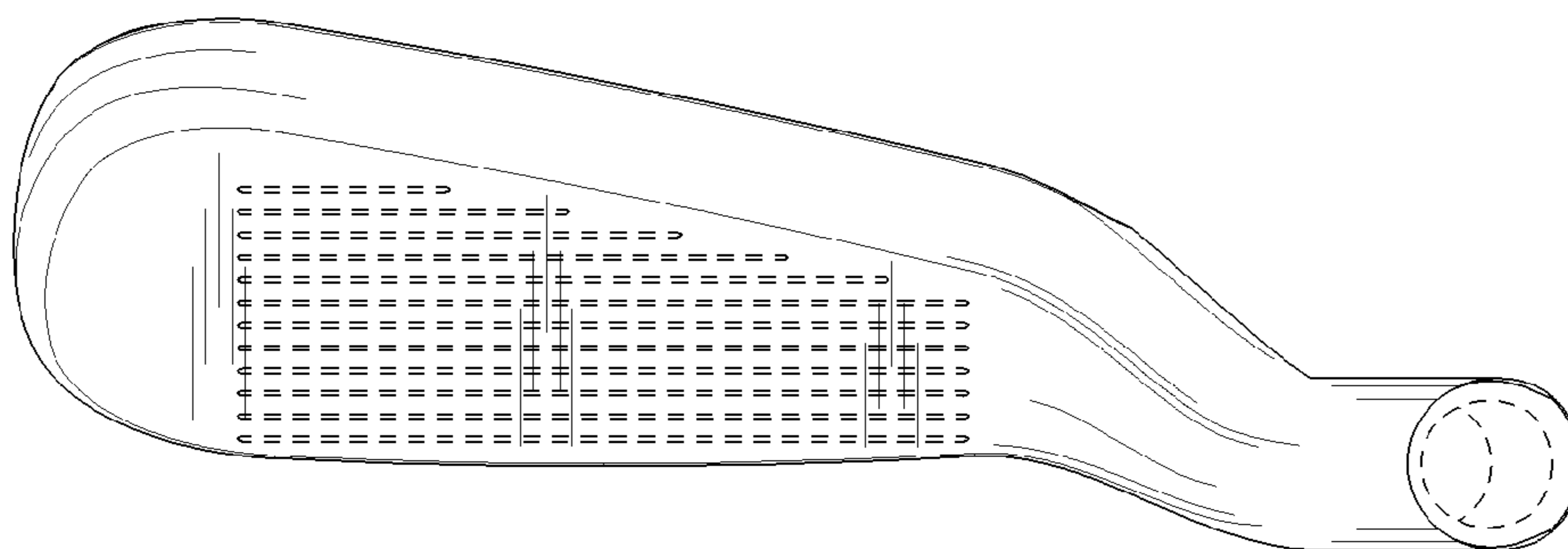


FIG. 5

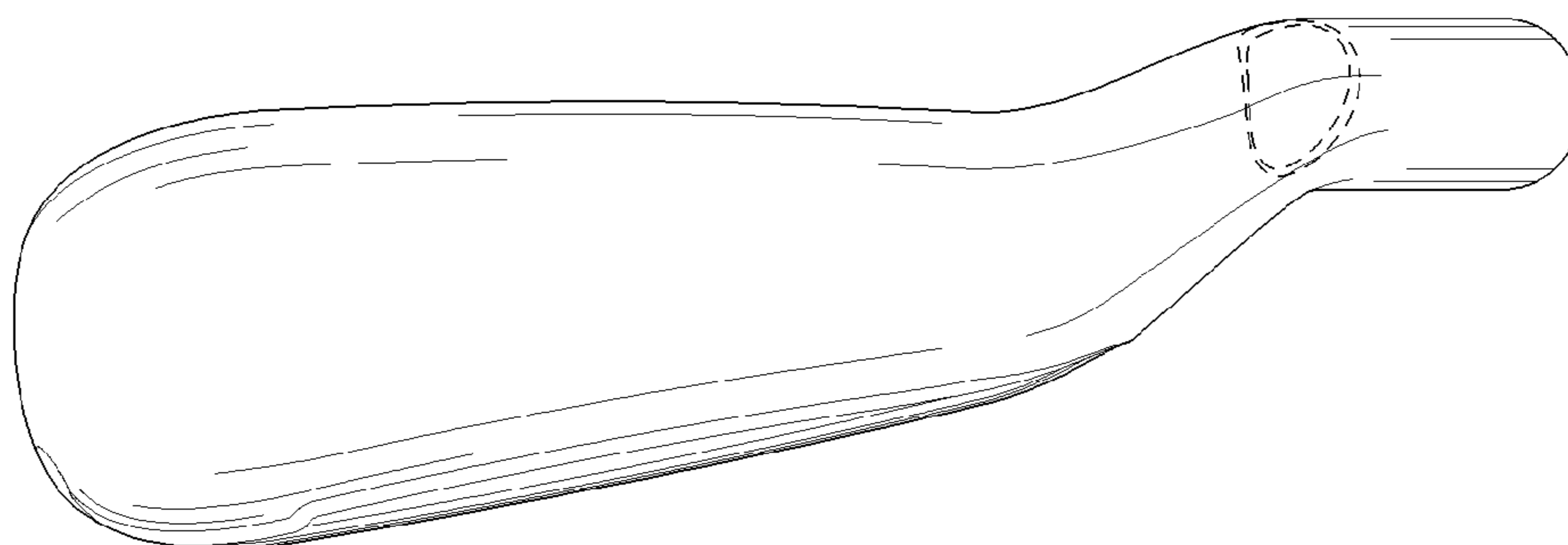


FIG. 6

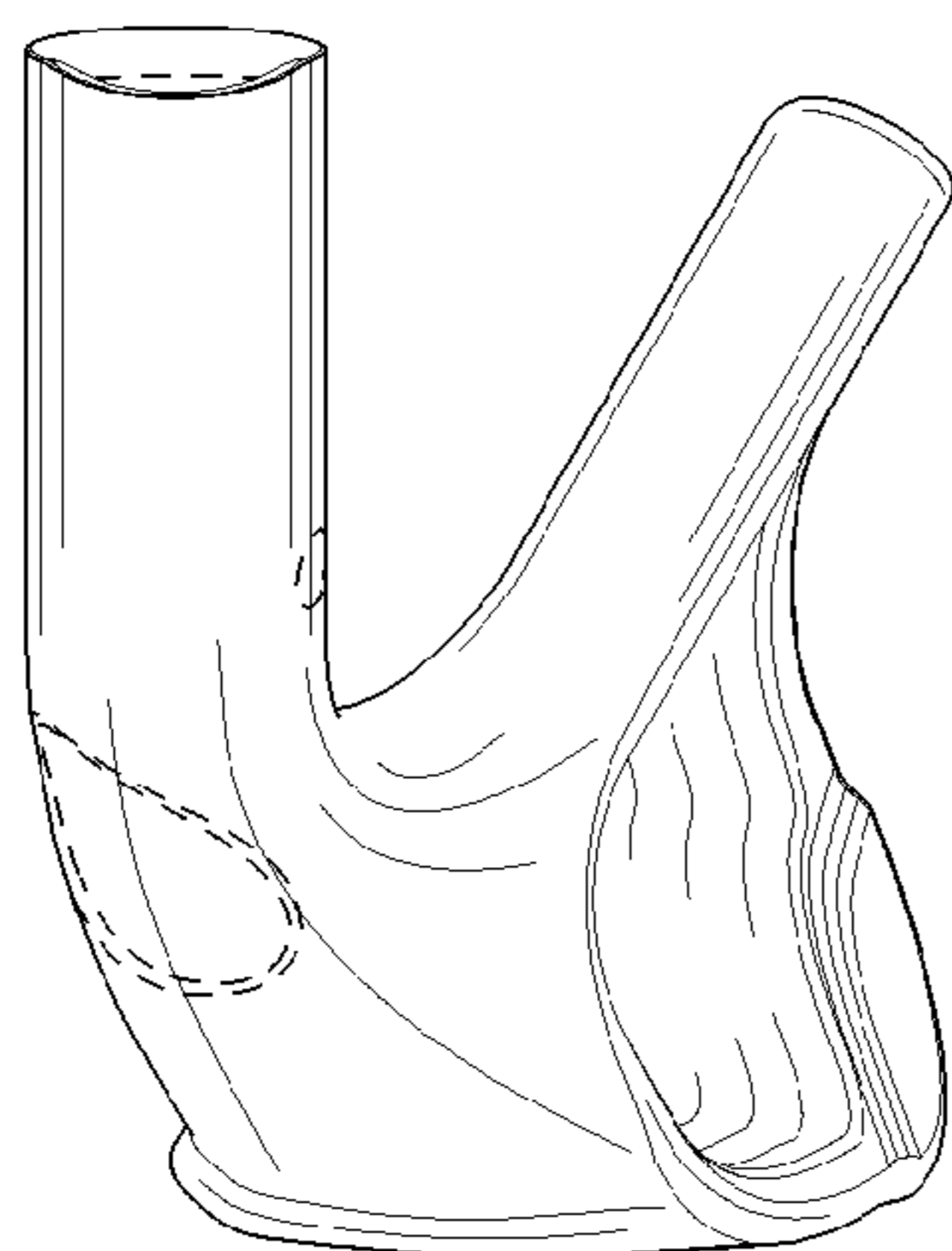


FIG. 7

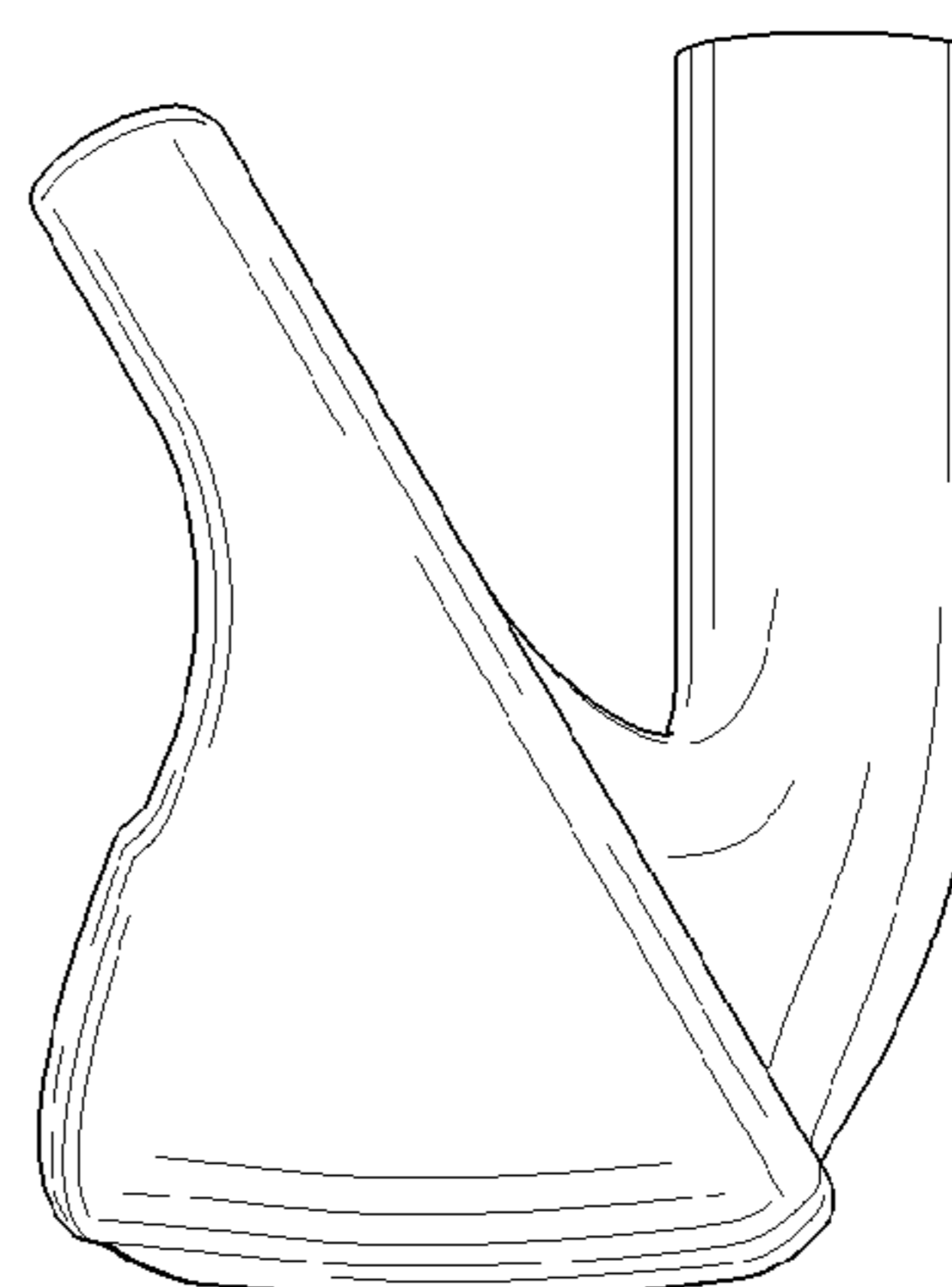


FIG. 8