



US00D572324S

(12) **United States Design Patent**  
**Chen et al.**

(10) **Patent No.:** **US D572,324 S**  
(45) **Date of Patent:** **\*\* Jul. 1, 2008**

(54) **SOLE FOR GOLF CLUB HEAD**

(75) Inventors: **Xiaojian Chen**, Phoenix, AZ (US);  
**Anthony D. Serrano**, Anthem, AZ (US)

(73) Assignee: **Karsten Manufacturing Corporation**,  
Phoenix, AZ (US)

(\*\*) Term: **14 Years**

(21) Appl. No.: **29/280,179**

(22) Filed: **May 18, 2007**

**Related U.S. Application Data**

(63) Continuation-in-part of application No. 29/266,936,  
filed on Sep. 29, 2006, now Pat. No. Des. 557,362, and  
a continuation-in-part of application No. 29/277,177,  
filed on Feb. 16, 2007, now Pat. No. Des. 564,054, and  
a continuation-in-part of application No. 29/277,182,  
filed on Feb. 16, 2007, now Pat. No. Des. 563,498.

(51) **LOC (8) Cl.** ..... **21-02**

(52) **U.S. Cl.** ..... **D21/733**

(58) **Field of Classification Search** ..... D21/733,  
D21/752, 759; 473/324–331, 343–346  
See application file for complete search history.

(56) **References Cited**

**U.S. PATENT DOCUMENTS**

D537,496 S \* 2/2007 Serrano et al. .... D21/752

D539,371 S \* 3/2007 Chen et al. .... D21/752  
D557,362 S \* 12/2007 Serrano et al. .... D21/752  
2006/0052181 A1 \* 3/2006 Serrano et al. .... 473/345

**OTHER PUBLICATIONS**

Anthony D. Serrano, et al., "Golf Driver Head," U.S. Appl. No.  
29/266,936, filed Sep. 29, 2006.  
Marty R. Jertson, et al., "Golf Hybrid Head," U.S. Appl. No.  
29/277,182, filed Feb. 16, 2007.  
Marty R. Jertson, et al., "Golf Hybrid Head," U.S. Appl. No.  
29/277,177, filed Feb. 16, 2007.

\* cited by examiner

*Primary Examiner*—Mitchell I Siegel

(57) **CLAIM**

The ornamental design for a sole for a golf club head, as  
shown and described.

**DESCRIPTION**

FIG. 1 is a bottom perspective view of a sole for a golf driver  
head;

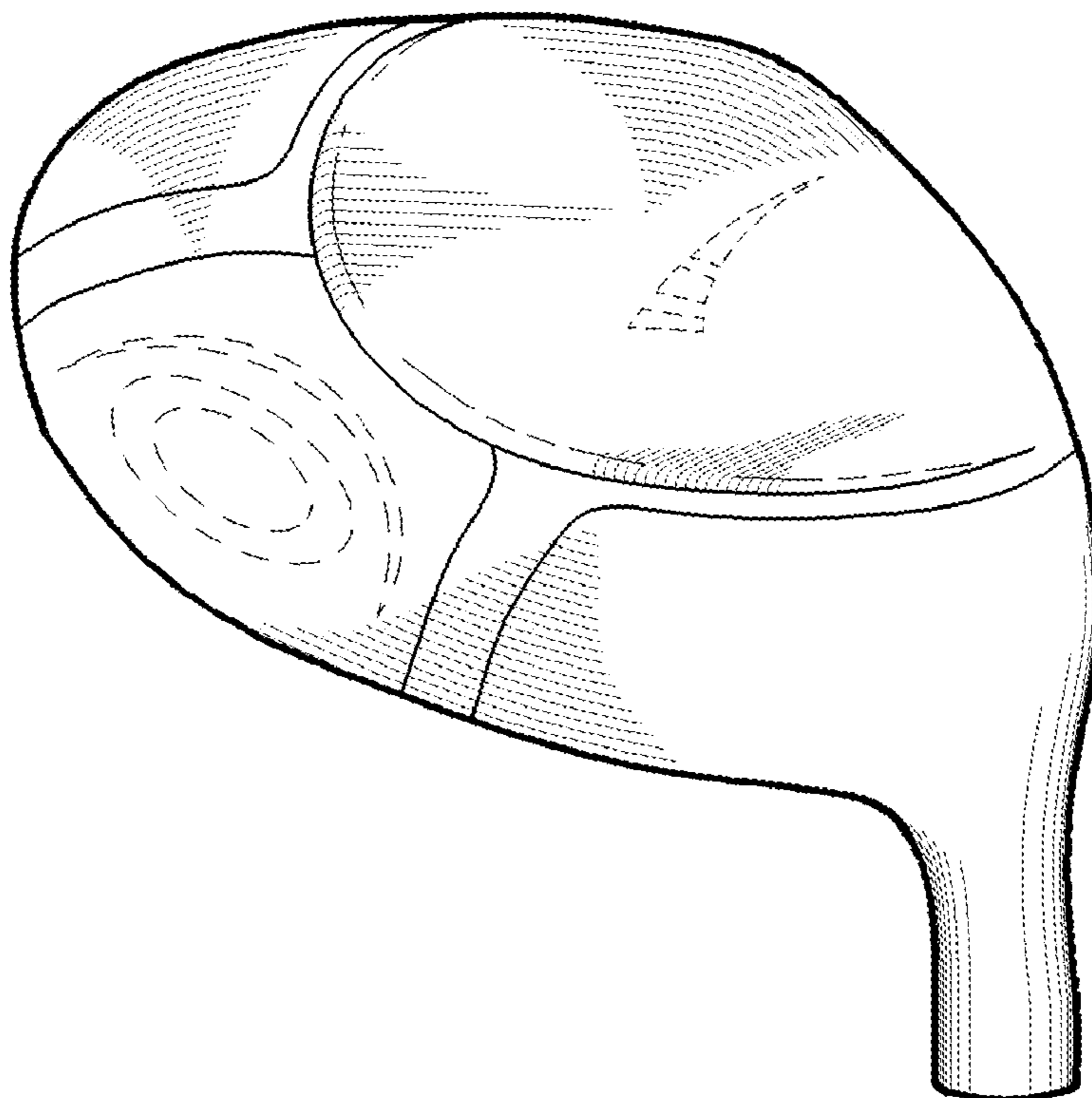
FIG. 2 is a bottom view of the sole of FIG. 1;

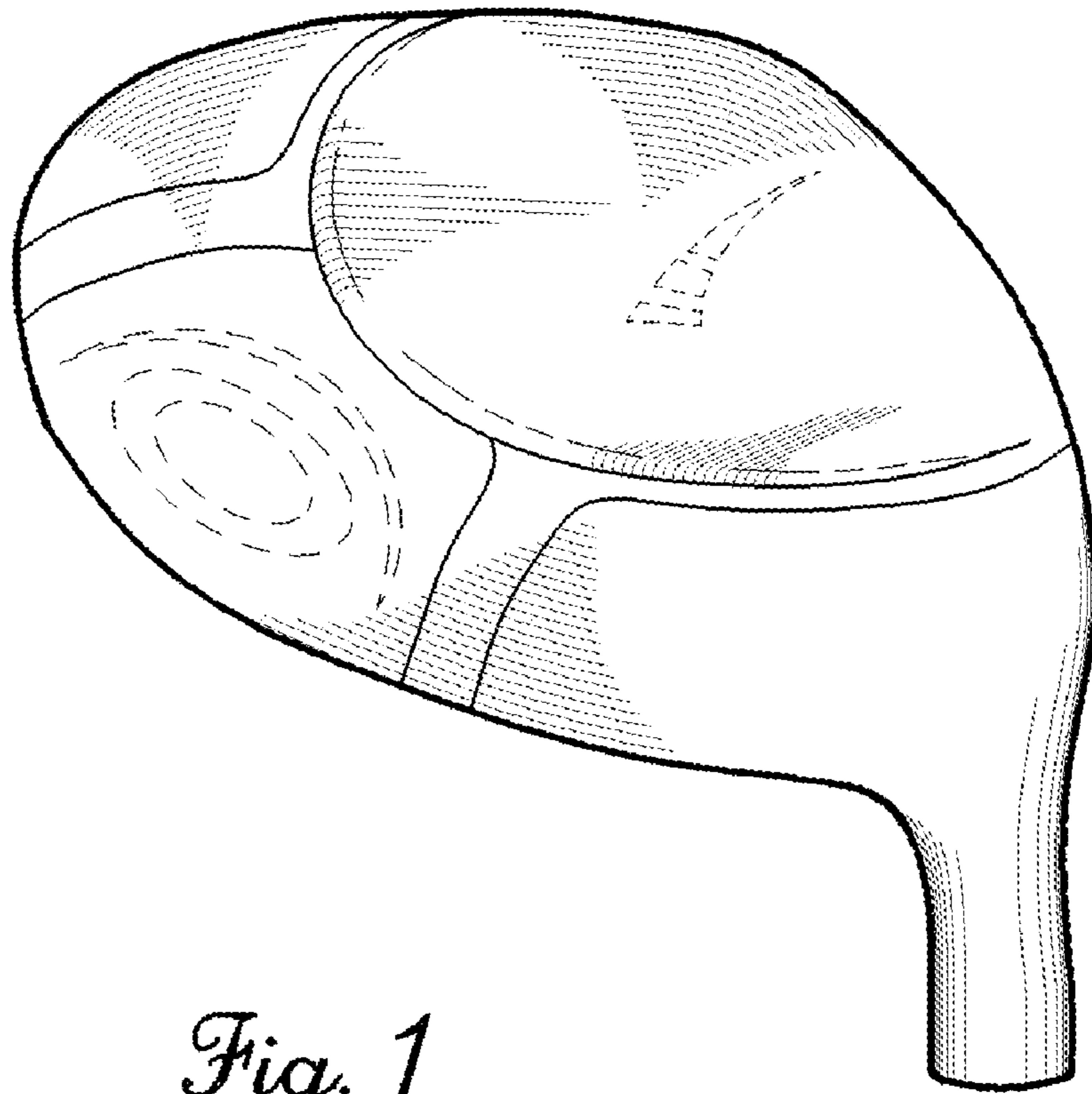
FIG. 3 is a bottom perspective view of a sole for a golf fairway  
wood head; and,

FIG. 4 is a bottom view of the sole of FIG. 3.

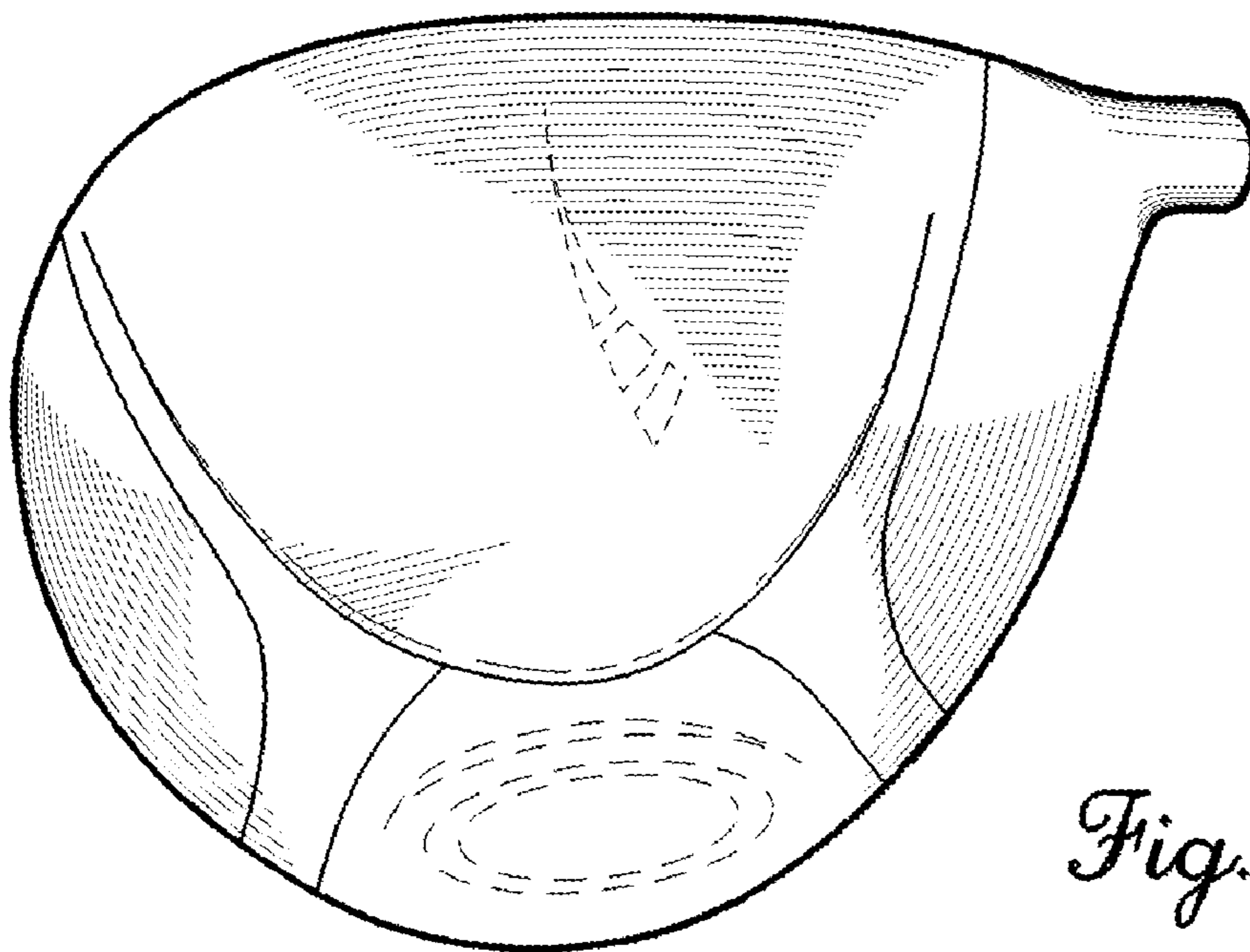
The broken lines shown in the above figure(s) are for illus-  
trative purposes only and form no part of the claimed design,

**1 Claim, 2 Drawing Sheets**

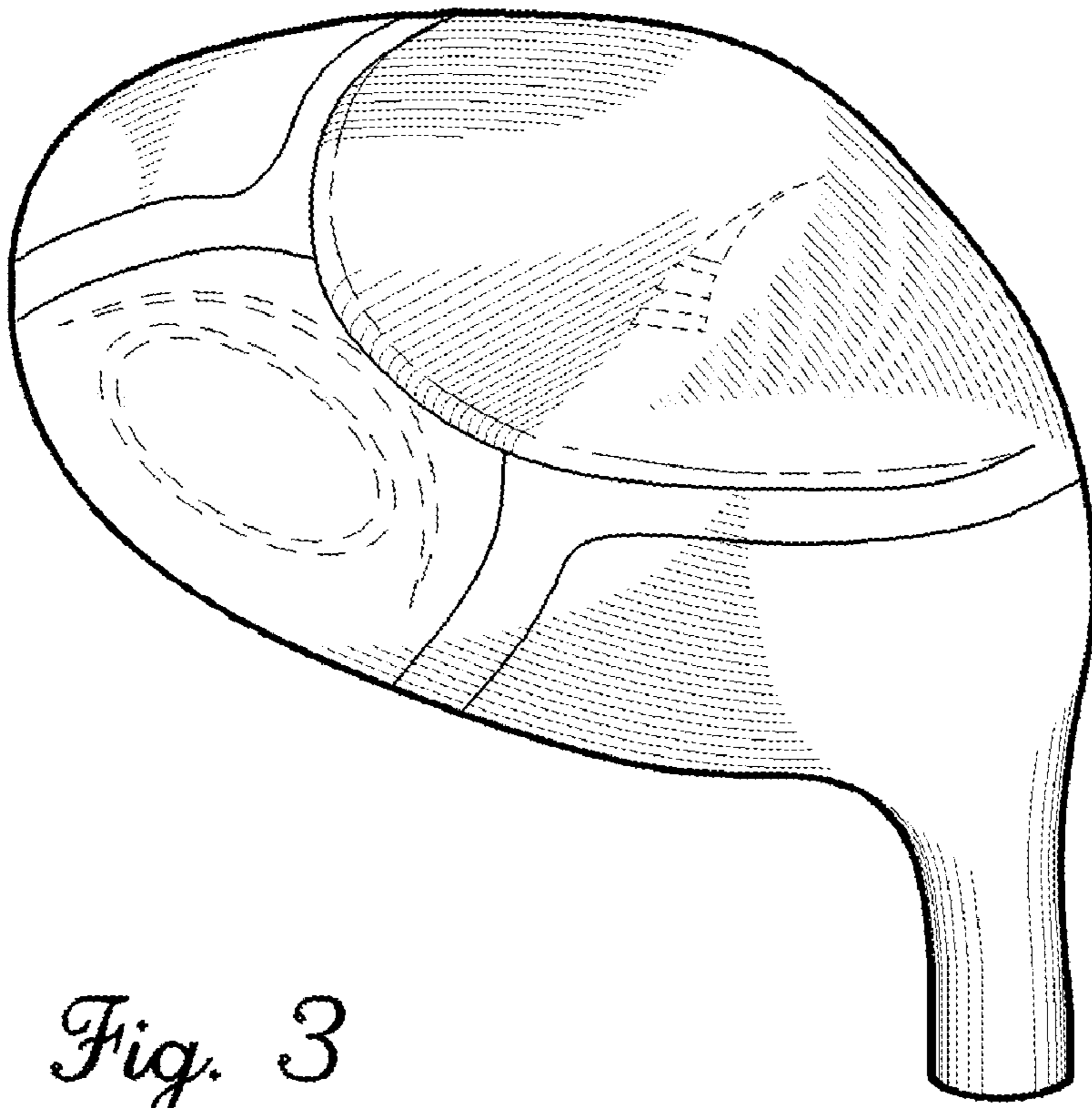




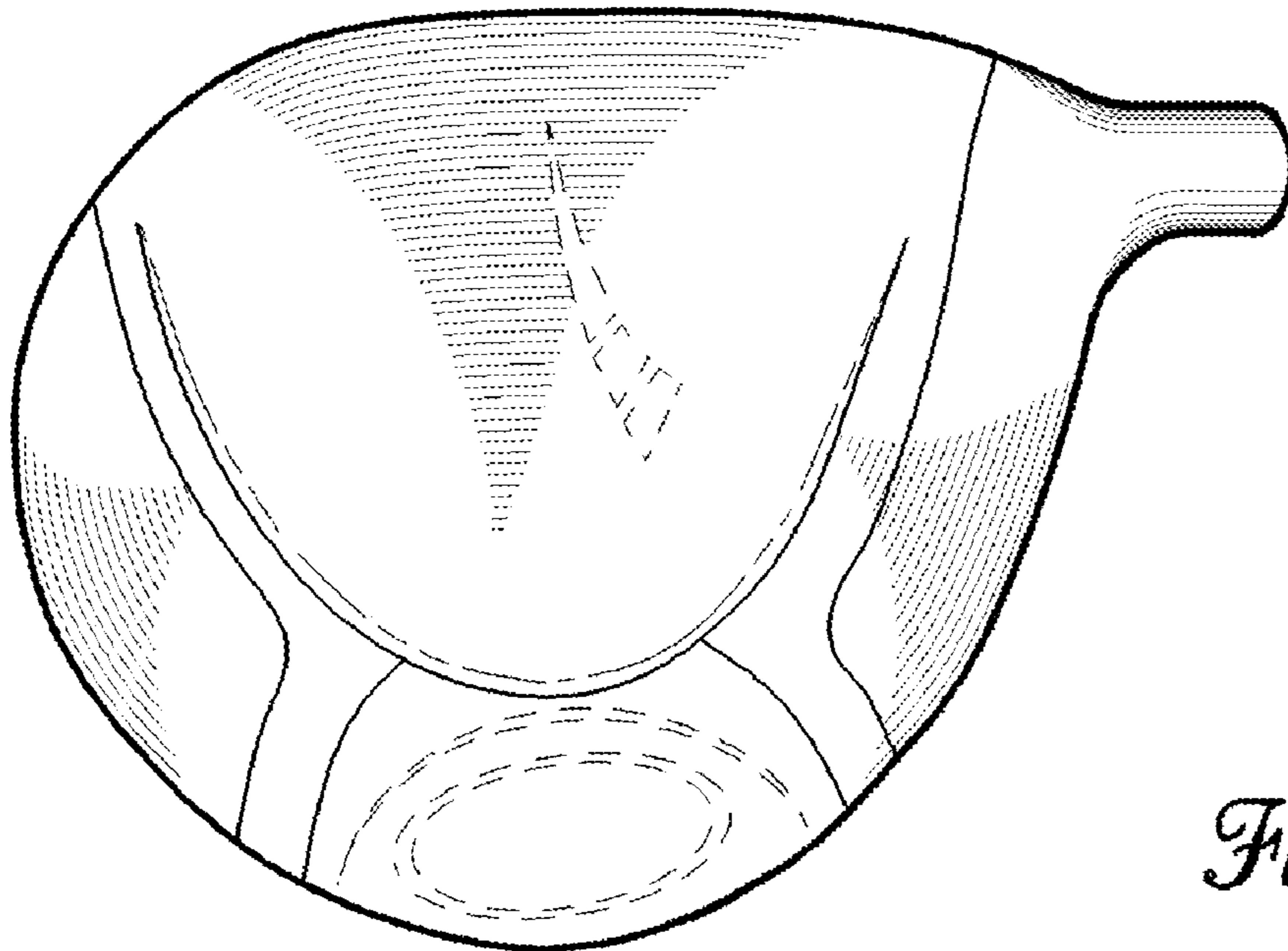
*Fig. 1*



*Fig. 2*



*Fig. 3*



*Fig. 4*