



US00D572313S

(12) **United States Design Patent**
Pitt

(10) **Patent No.:** **US D572,313 S**
(45) **Date of Patent:** **** Jul. 1, 2008**

(54) **ADVERTISING DEVICE**

(75) Inventor: **John Dunlop Pitt**, Glasgow (GB)

(73) Assignee: **Agripa Holdings Limited**, Glasgow (GB)

(**) Term: **14 Years**

(21) Appl. No.: **29/285,230**

(22) Filed: **Mar. 23, 2007**

(30) **Foreign Application Priority Data**

Sep. 25, 2006 (EM) 000594239

(51) **LOC (8) Cl.** **20-03**

(52) **U.S. Cl.** **D20/43**

(58) **Field of Classification Search** D20/10,
D20/19, 40, 42-44, 99; 40/109, 316, 360,
40/326, 544, 538, 606.01, 606.07, 606.19,
40/607.11, 611.06, 611.12, 617-620, 642.02,
40/644, 651, 658, 660, 661, 661.03, 661.08,
40/666, 709.745; 283/56, 81; 248/74.3;
D8/373, 380, 403; D19/65, 84

See application file for complete search history.

(56) **References Cited**

U.S. PATENT DOCUMENTS

D29,641 S * 11/1898 Thawley D20/42
812,191 A * 2/1906 Dunhill 40/538
2,435,221 A * 2/1948 Jones 40/360
D201,479 S * 6/1965 Green D19/84
3,263,948 A * 8/1966 Conrad 248/74.3
3,782,872 A 1/1974 Naller, Jr.
3,849,840 A 11/1974 Yamada et al.
4,162,100 A 7/1979 Muscillo
4,199,884 A * 4/1980 Loof 40/316
4,378,648 A * 4/1983 Loof et al. 40/316
D280,111 S * 8/1985 Brus D20/43
4,800,947 A 1/1989 Loomis
4,930,834 A 6/1990 Moore
5,058,299 A 10/1991 Suzuki
5,226,251 A 7/1993 Webb

5,239,765 A 8/1993 Opdahl
5,241,977 A 9/1993 Flores et al.
5,384,939 A 1/1995 Weber
5,398,437 A 3/1995 Bump, Jr. et al.
5,415,451 A 5/1995 Stanton
5,507,109 A 4/1996 Rinzler
5,611,122 A 3/1997 Torigoe et al.
5,657,566 A 8/1997 Key
5,671,511 A 9/1997 Hattori et al.
D385,304 S * 10/1997 Griffin D19/65
5,743,700 A 4/1998 Wood, Jr. et al.
5,845,423 A 12/1998 Hicks

(Continued)

FOREIGN PATENT DOCUMENTS

DE 41 13 481 A1 4/1991
DE 19711834 A1 3/1997
DE 19851720 A1 11/1998
EP 0 078 391 9/1982

(Continued)

Primary Examiner—Caron D. Veynar
Assistant Examiner—Mary Ann Calabrese
(74) *Attorney, Agent, or Firm*—Drinker Biddle & Reath LLP

(57) **CLAIM**

The ornamental design for an advertising device, as shown and described.

DESCRIPTION

FIG. 1 is a side view of an advertising device according to my new design.

FIG. 2 is a front view of the advertising device of FIG. 1.

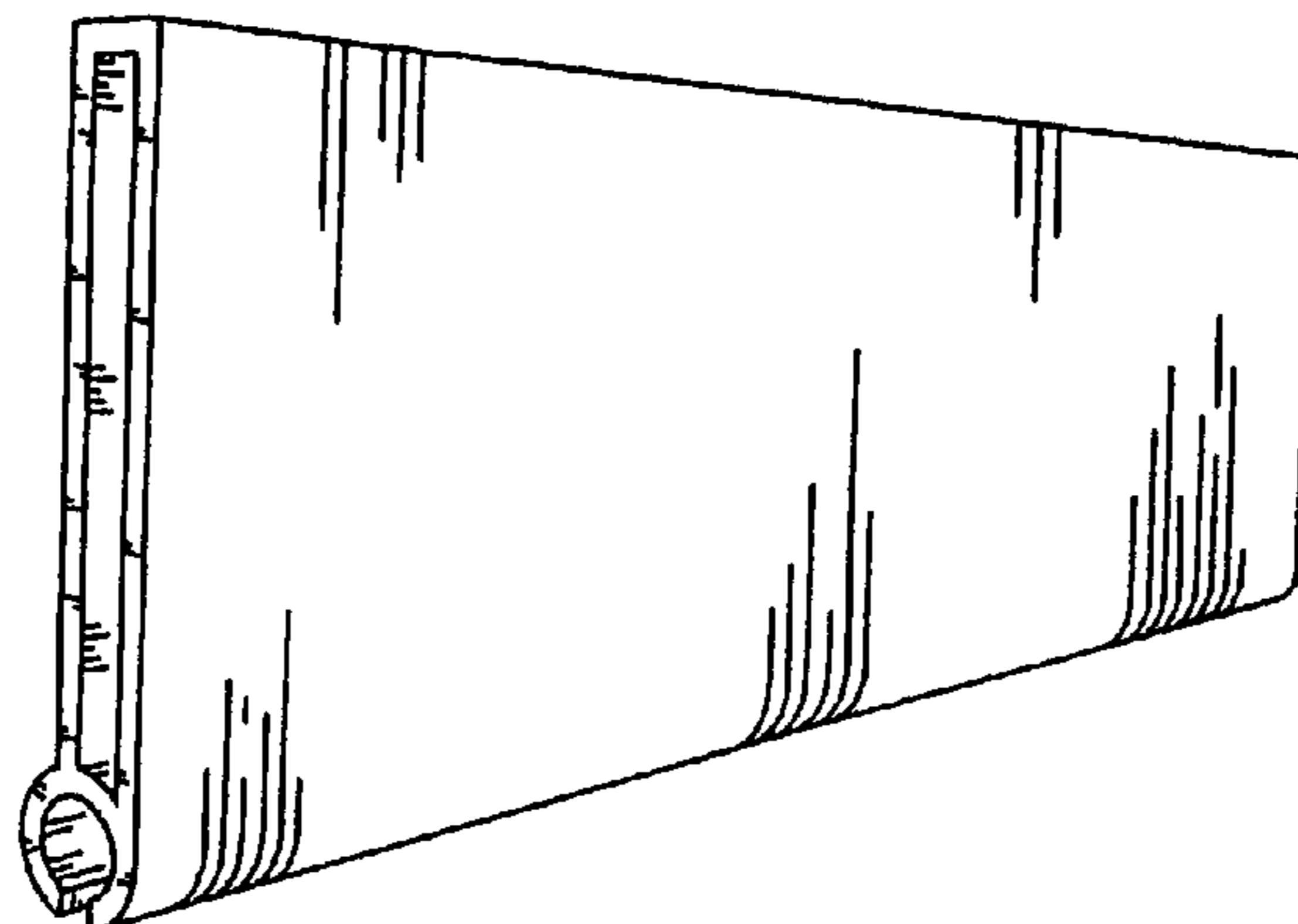
FIG. 3 is a rear view of the advertising device of FIG. 1.

FIG. 4 is a top view of the advertising device of FIG. 1.

FIG. 5 is a bottom view of the advertising device of FIG. 1; and,

FIG. 6 is a perspective view of the advertising device of FIG. 1.

1 Claim, 4 Drawing Sheets



US D572,313 S

Page 2

U.S. PATENT DOCUMENTS				FOREIGN PATENT DOCUMENTS			
D409,902	S *	5/1999	Salvucci D8/403	EP	0 382 478	A2	2/1990
D421,773	S *	3/2000	Yashar D20/42	EP	0 382 478	A3	2/1990
6,092,319	A	7/2000	Hicks	EP	0473794		10/1996
6,101,751	A	8/2000	Hicks	EP	1 010 587	A1	12/1999
6,167,649	B1	1/2001	Palmeri	EP	1376518		1/2004
6,276,082	B1	8/2001	Richards et al.	EP	1 408 477	A2	2/2004
D461,507	S *	8/2002	Nagel D20/43	FR	2 598 241	A1	4/1986
6,687,962	B2	2/2004	Clarner et al.	JP	08190355	A	7/1996
6,904,709	B2	6/2005	Craig et al.	JP	10049089	A	2/1998
2004/0231208	A1	11/2004	Pitt	JP	11259030	A	9/1999
2006/0090386	A1	5/2006	Dunlop et al.	WO	WO 96/38832		1/1996
2007/0113440	A1 *	5/2007	Asvadi 40/544	WO	WO 98/39759		8/1998
				WO	WO 00/57394		9/2000
				WO	WO 00/64296		11/2000
				WO	WO 03/069592		8/2003

EP 0 213 396 7/1986 * cited by examiner

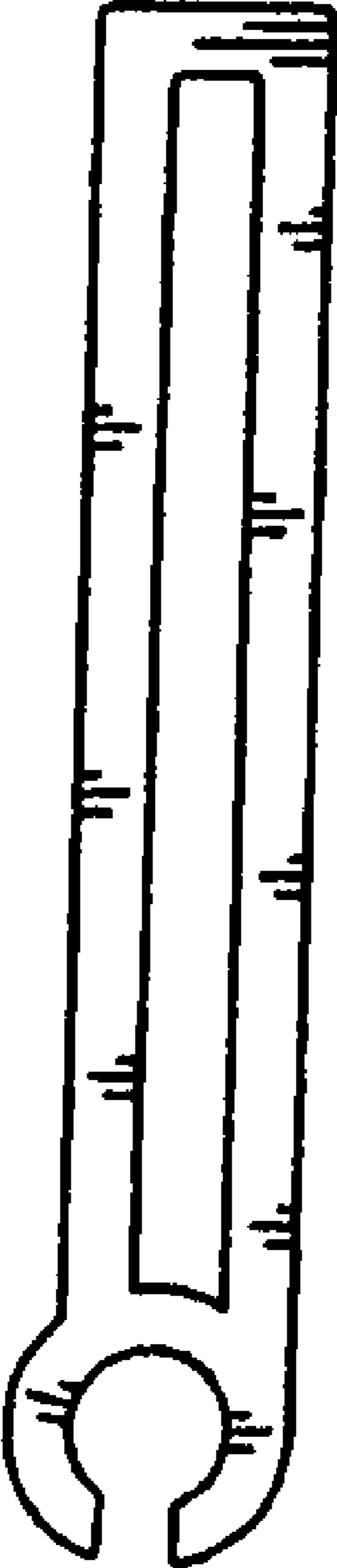


FIG. 1

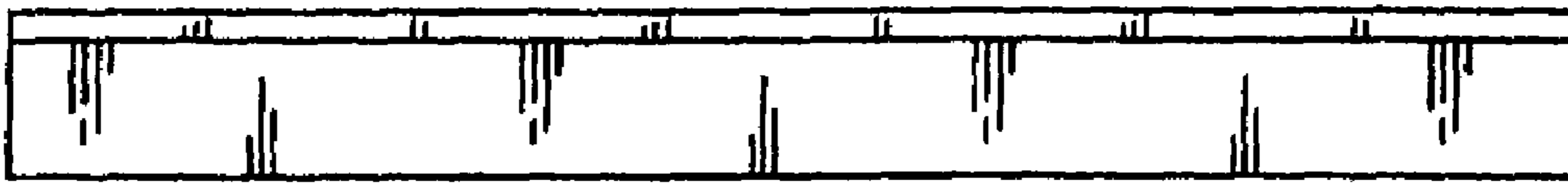


FIG. 3

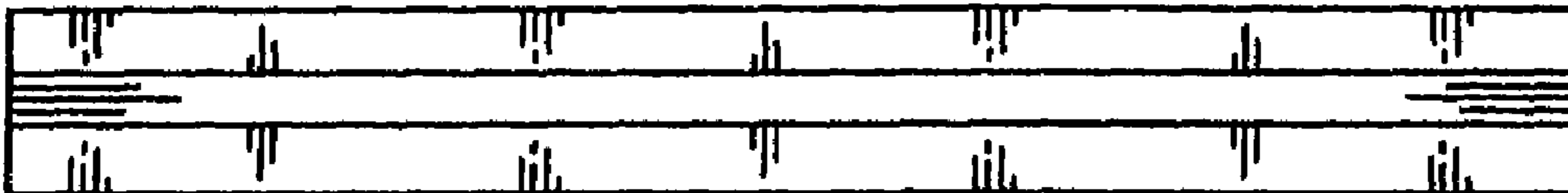


FIG. 2

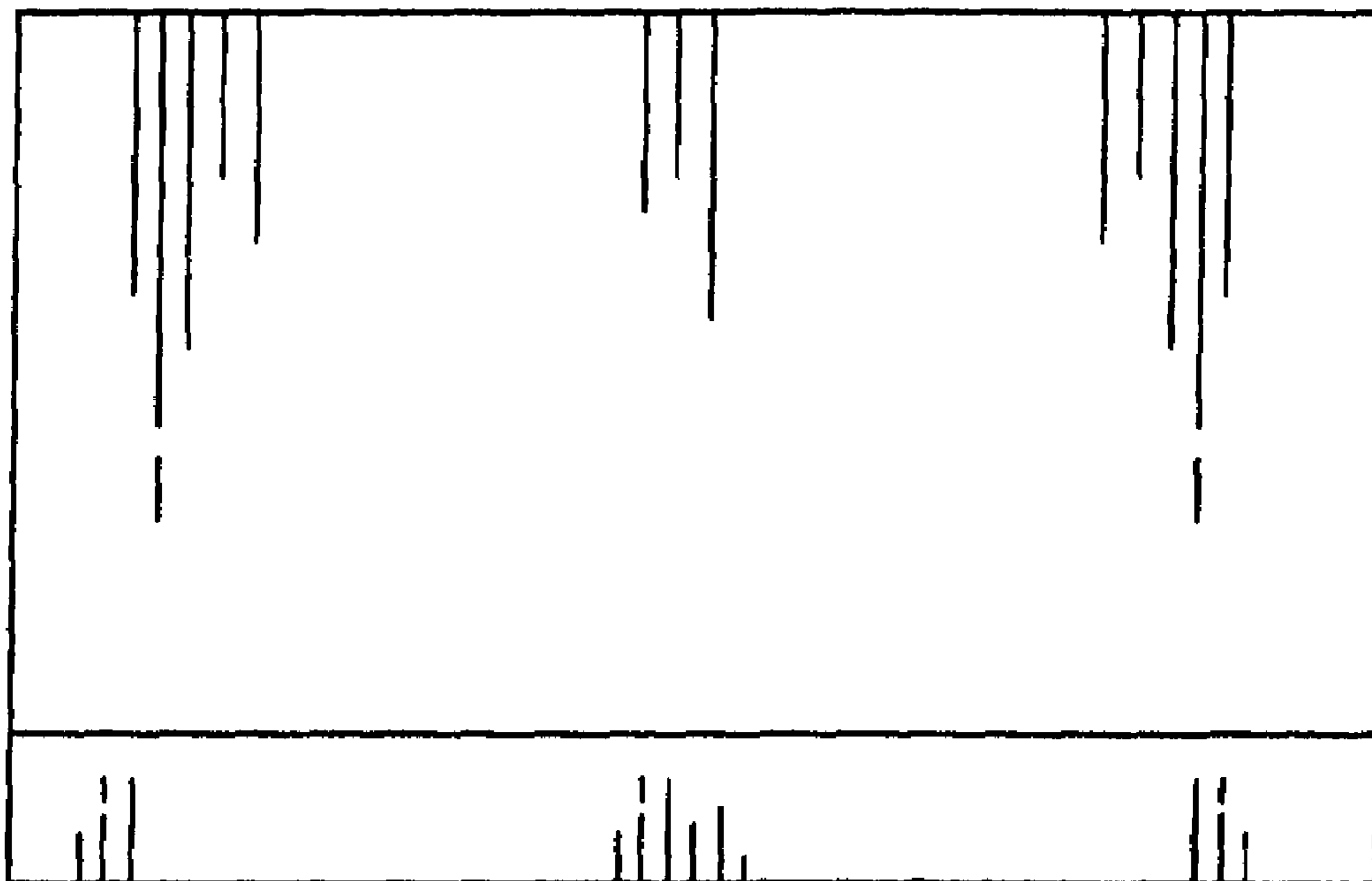


FIG. 4

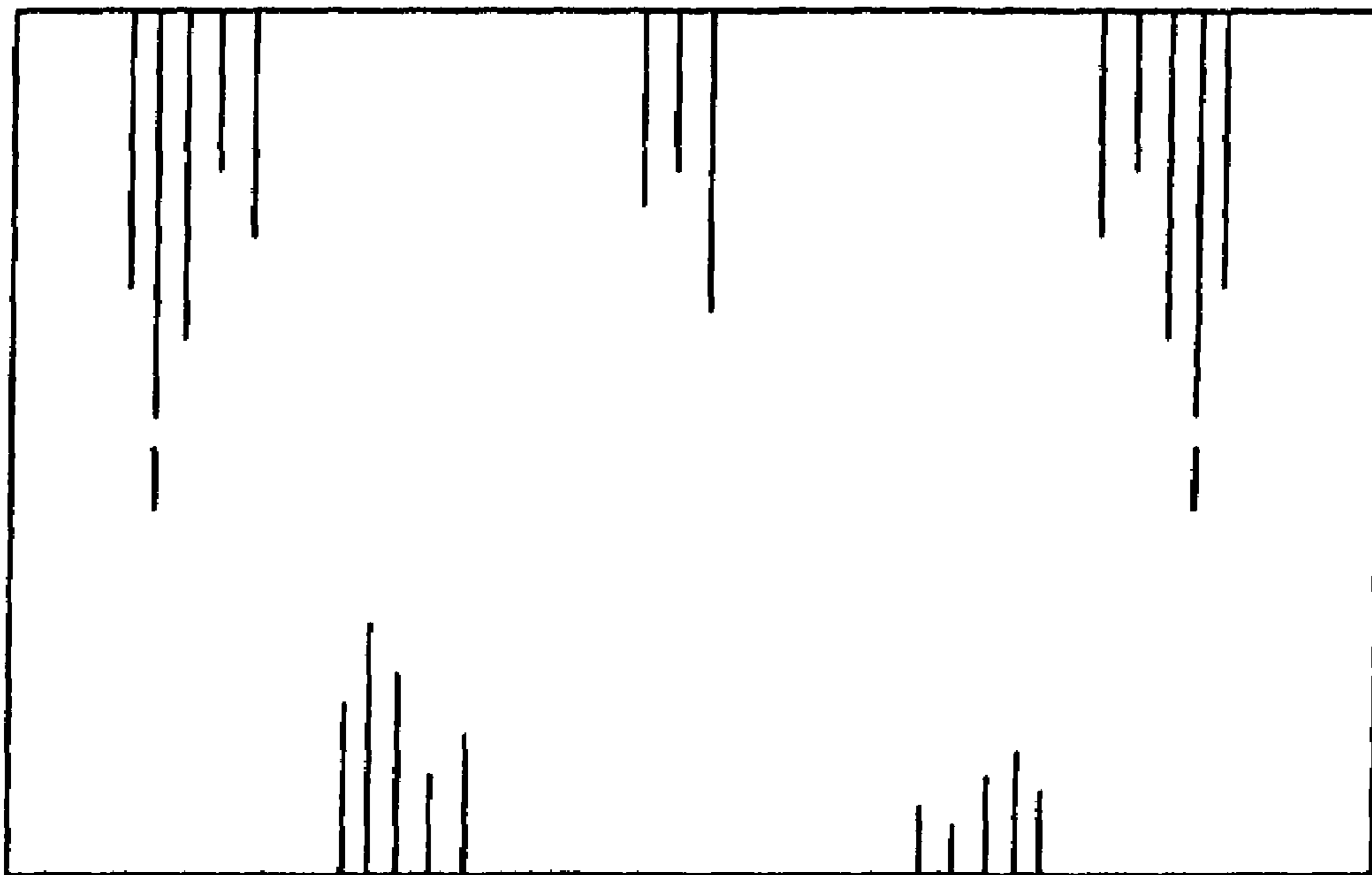


FIG. 5

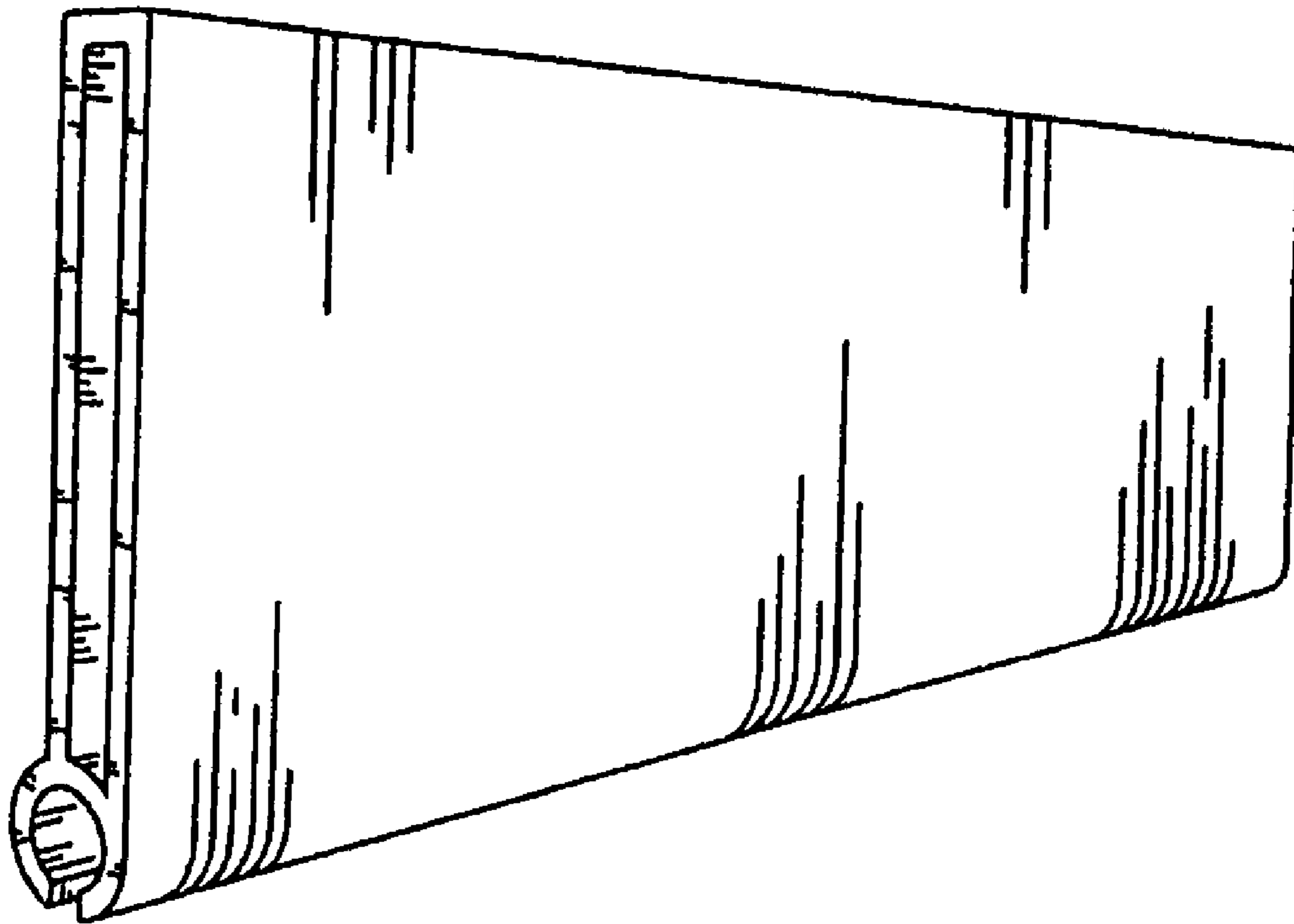


FIG. 6