



US00D572308S

(12) **United States Design Patent**  
**Bhavnani**

(10) **Patent No.:** **US D572,308 S**

(45) **Date of Patent:** **\*\* Jul. 1, 2008**

(54) **PEN CAP AND CLIP**

(75) **Inventor:** **Dilip Bhavnani**, Beverly Hills, CA (US)

(73) **Assignee:** **Sun Coast Merchandise Corporation**,  
Commerce, CA (US)

(\*\*) **Term:** **14 Years**

(21) **Appl. No.:** **29/295,641**

(22) **Filed:** **Oct. 2, 2007**

(51) **LOC (8) Cl.** ..... **19-06**

(52) **U.S. Cl.** ..... **D19/57**

(58) **Field of Classification Search** ..... D19/35,  
D19/36, 41-51, 53-57; 24/11 F, 11 P, 11 R;  
401/52, 99, 100, 104-109, 192, 195, 196  
See application file for complete search history.

(56) **References Cited**

**U.S. PATENT DOCUMENTS**

D390,872 S *	2/1998	Sunaga	.....	D19/36
D395,449 S *	6/1998	Bussiere et al.	.....	D19/57
D398,641 S *	9/1998	Hollington	.....	D19/43
D398,934 S *	9/1998	Veillon	.....	D19/51
5,897,266 A *	4/1999	Robert	.....	401/202
D409,661 S *	5/1999	Izushima	.....	D19/57
D423,576 S *	4/2000	Stevens et al.	.....	D19/43
D455,175 S *	4/2002	Hu	.....	D19/43
D458,306 S *	6/2002	Moon	.....	D19/51
D471,588 S *	3/2003	Hu	.....	D19/43
D484,188 S *	12/2003	Cetera	.....	D19/51
D487,776 S *	3/2004	Keda	.....	D19/57

D489,087 S *	4/2004	Kent	.....	D19/43
D489,405 S *	5/2004	Qiu	.....	D19/43
D489,407 S *	5/2004	Keda	.....	D19/51
D495,002 S *	8/2004	Sung	.....	D19/51
D501,509 S *	2/2005	Lecce	.....	D19/51
D503,741 S *	4/2005	Pellissa Beneyto	.....	D19/51
D509,536 S *	9/2005	Nishida	.....	D19/43
D547,802 S *	7/2007	Jeon	.....	D19/43

\* cited by examiner

*Primary Examiner*—Elizabeth A Albert

(74) *Attorney, Agent, or Firm*—The Soni Law Firm

(57) **CLAIM**

The ornamental design for a pen cap and clip, as shown and described.

**DESCRIPTION**

FIG. 1 is a front bottom side perspective view of the pen cap and clip showing my new design;

FIG. 2 is a front elevational view thereof;

FIG. 3 is a right elevational view thereof;

FIG. 4 is a left elevational view thereof;


FIG. 5 is a back elevational view thereof;

FIG. 6 is a bottom plan view thereof; and,

FIG. 7 is a top plan view thereof.

The broken lines depicting environmental structure are for illustrative purposes only and form no part of the claimed design.

**1 Claim, 2 Drawing Sheets**





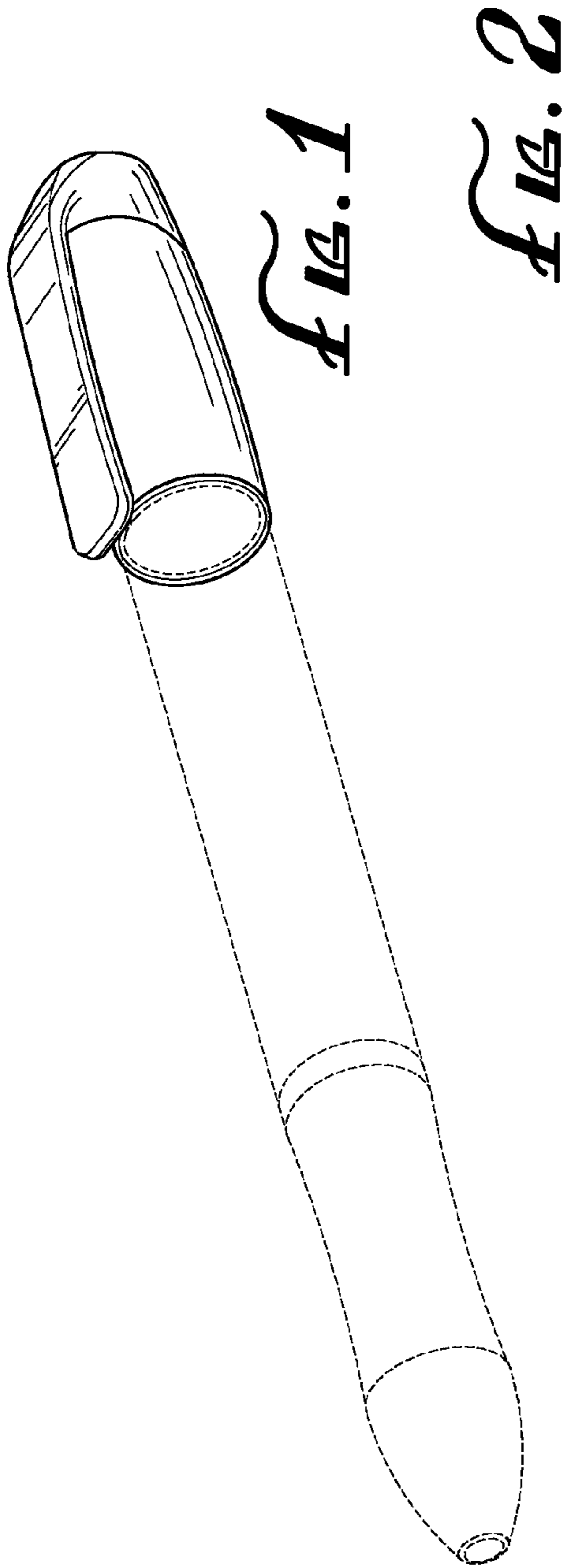


FIG. 4




FIG. 5

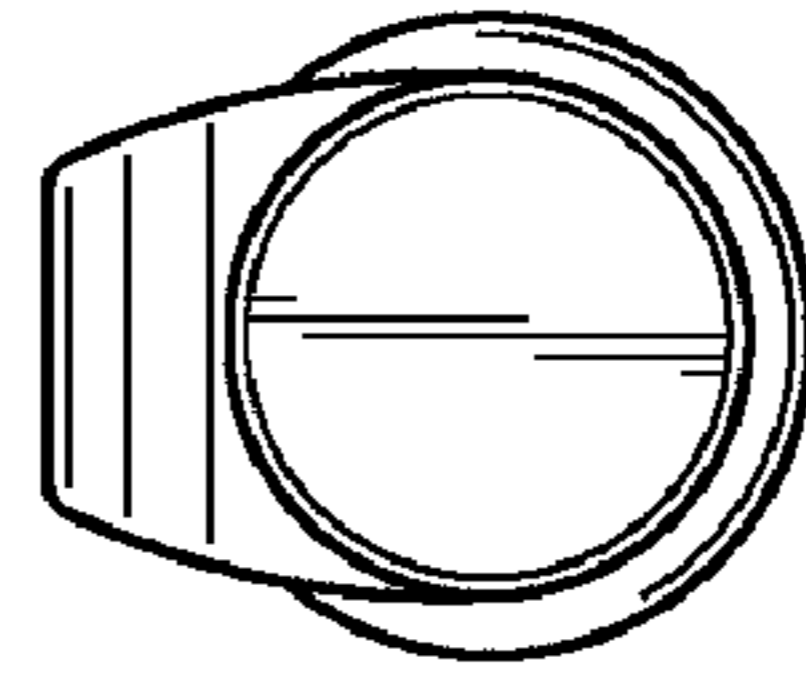



FIG. 7

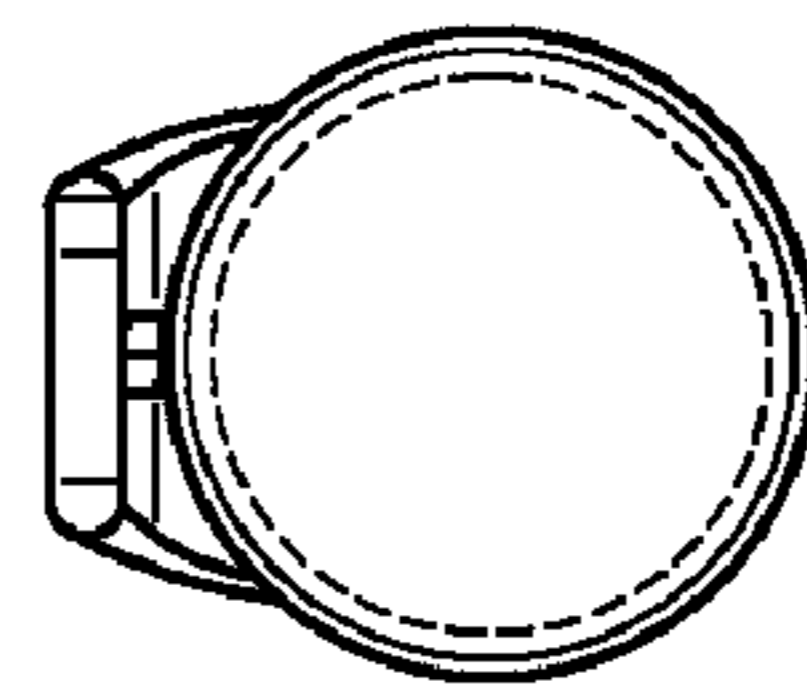


FIG. 8