



US00D572305S

(12) **United States Design Patent**
Lasch et al.

(10) **Patent No.:** **US D572,305 S**
(45) **Date of Patent:** **** Jul. 1, 2008**

(54) **TRANSPARENT CARD WITH OPAQUE PORTION**

(75) Inventors: **Ellen Lasch**, New York, NY (US); **Lisa Ann Morrill Webb**, Barcombe (GB)

(73) Assignee: **American Express Travel Related Services Company, Inc.**, New York, NY (US)

(**) Term: **14 Years**

(21) Appl. No.: **29/202,953**

(22) Filed: **Apr. 7, 2004**

(51) **LOC (8) Cl.** **19-08**

(52) **U.S. Cl.** **D19/9**

(58) **Field of Classification Search** D19/9-12;
D20/22-27; D14/436-437; 283/72-78,
283/107-114; 235/487-494

See application file for complete search history.

(56) **References Cited**

U.S. PATENT DOCUMENTS

D104,201 S *	4/1937	Spencer	D20/40
D328,470 S *	8/1992	Costello et al.	D19/26
D353,843 S *	12/1994	Martin	D20/40
5,473,147 A *	12/1995	Hoshino et al.	235/449
D368,903 S *	4/1996	Ohmori et al.	D14/437
D406,861 S *	3/1999	Leedy, Jr.	D19/10
D438,563 S *	3/2001	Webb et al.	D19/10

D442,628 S *	5/2001	Webb et al.	D19/10
D469,777 S *	2/2003	Burke	D14/436
D486,733 S *	2/2004	Murning et al.	D9/432
6,749,123 B2 *	6/2004	Lasch et al.	235/487
D517,073 S *	3/2006	McDonald et al.	D14/436
D536,038 S *	1/2007	Frendberg et al.	D20/27
2005/0092832 A1 *	5/2005	Gough et al.	235/382

* cited by examiner

Primary Examiner—Robert M. Spear

Assistant Examiner—Susan E Krakower

(74) *Attorney, Agent, or Firm*—McDermott Will & Emery LLP

(57) **CLAIM**

The ornamental design for a transparent card with opaque portion, as shown and described.

DESCRIPTION

FIG. 1 is a front view of a first embodiment of a transparent card with opaque portion showing the design;

FIG. 2 is a rear view of the embodiment of FIG. 1;

FIG. 3 is a front view of a second embodiment of a transparent card with opaque portion showing my new design; and,

FIG. 4 is a rear view of the embodiment of FIG. 3.

The broken line showing of numbers and two horizontal lines are included for the purpose of illustrating portions of the article and form no part of the claimed design.

1 Claim, 2 Drawing Sheets

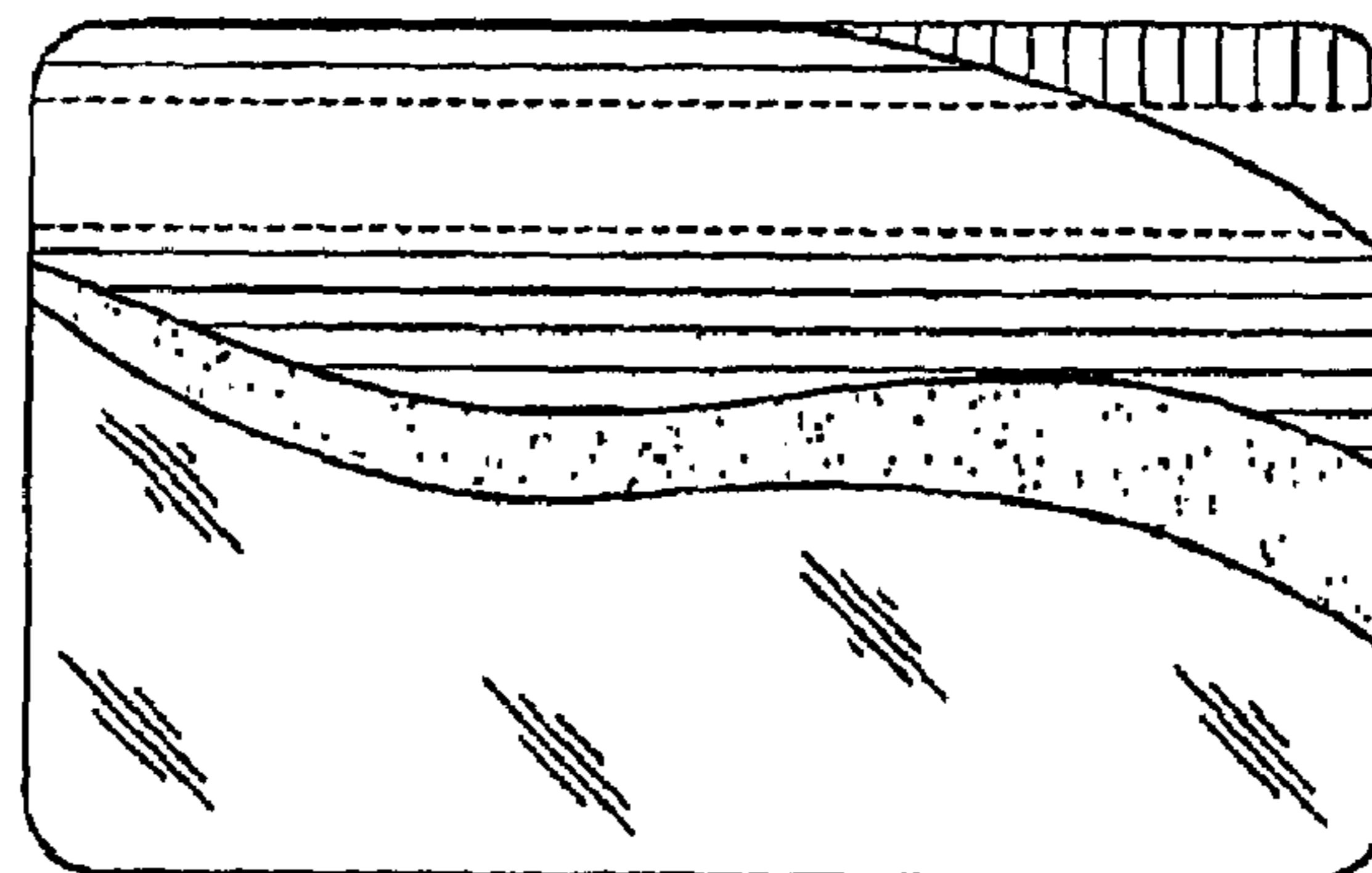
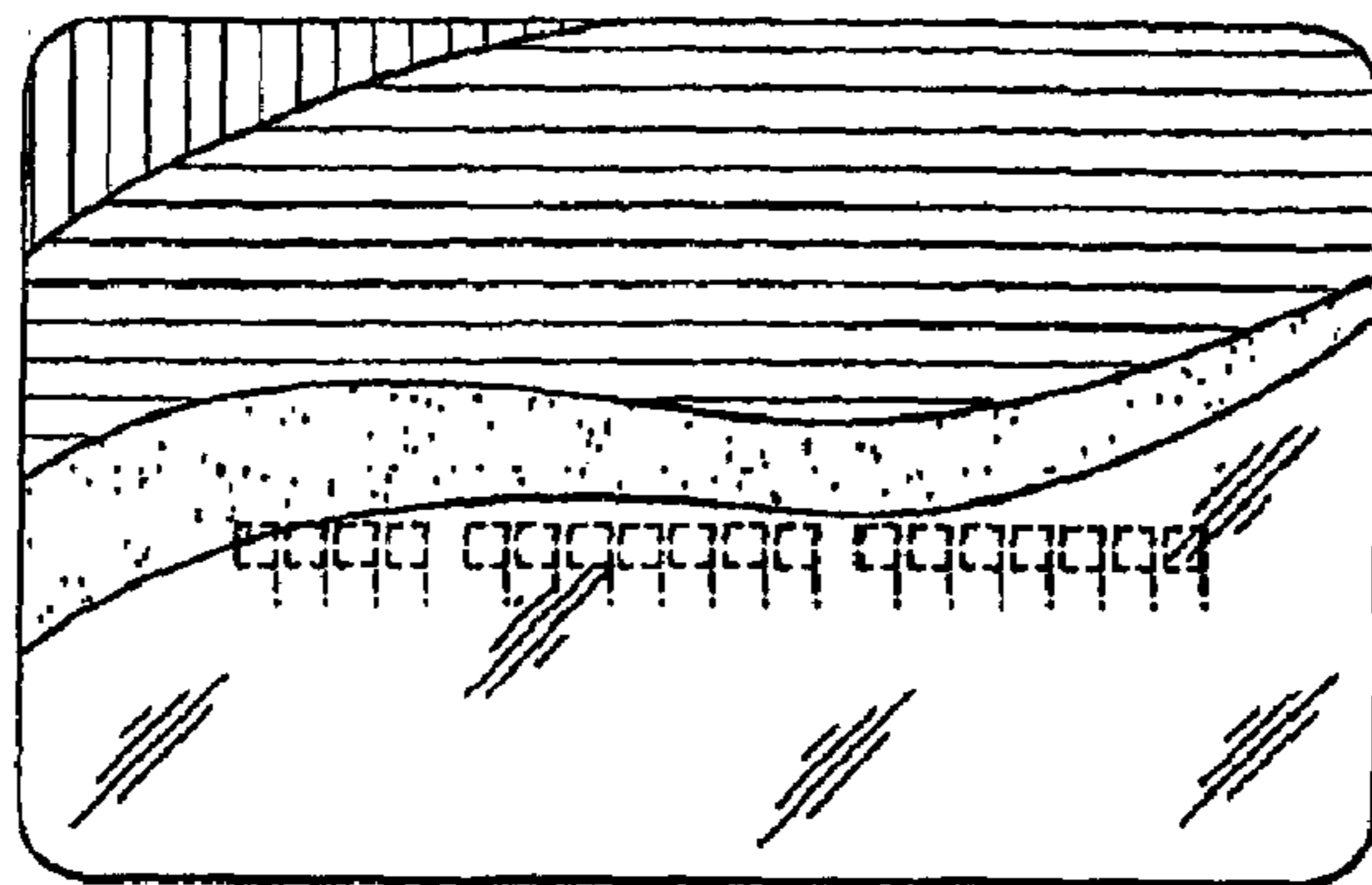


FIG. 1

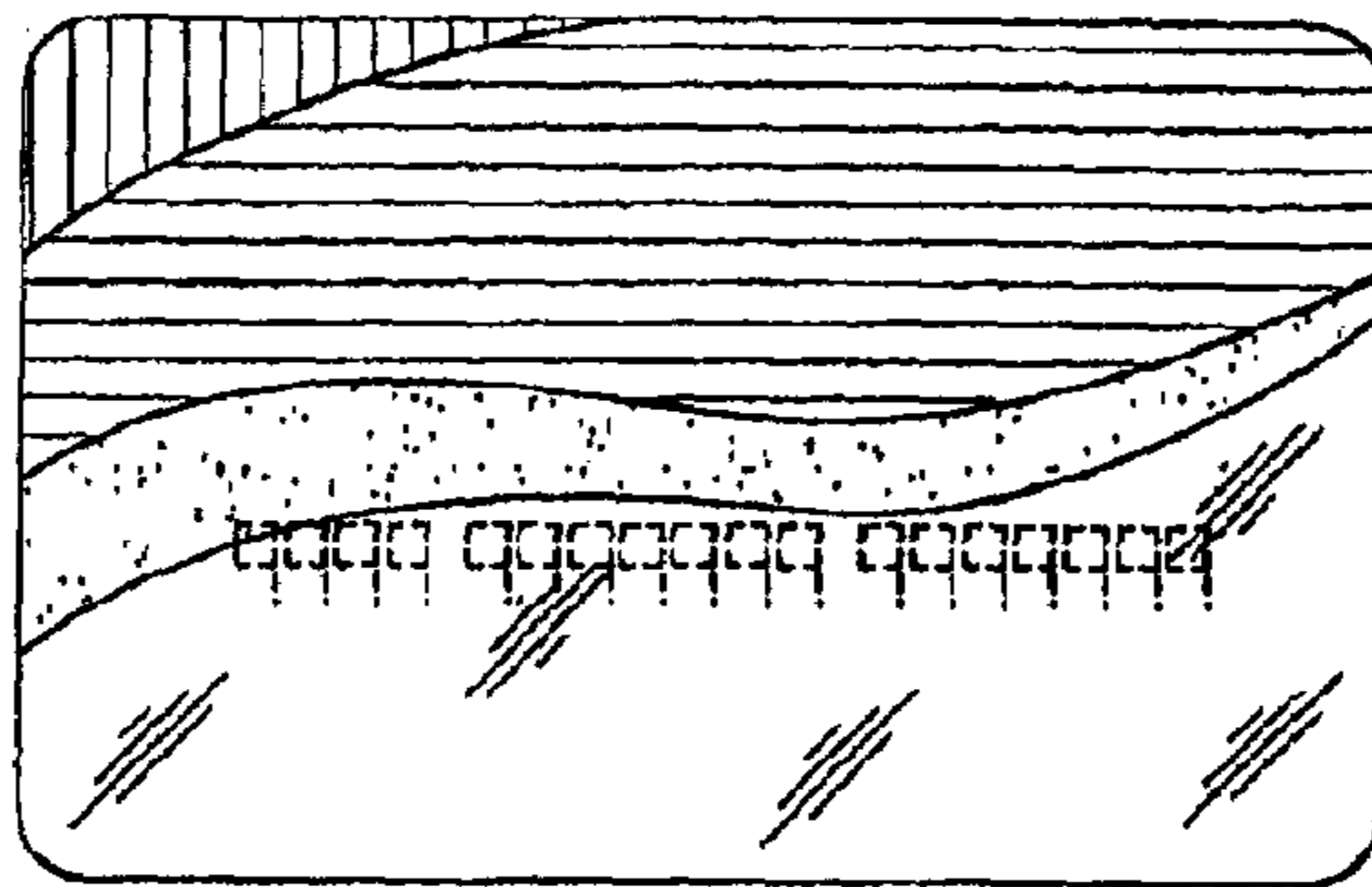


FIG. 2

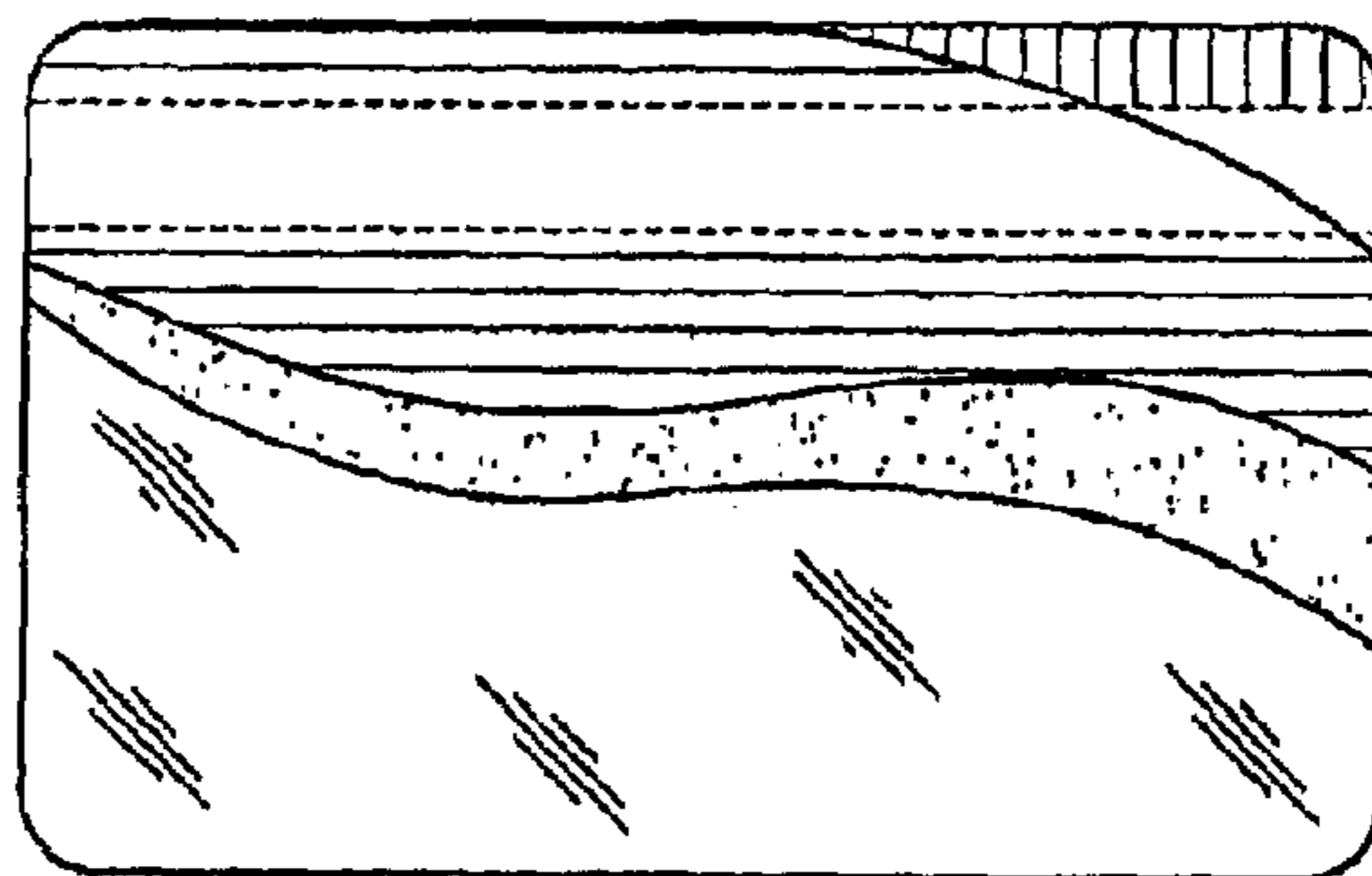


FIG. 3

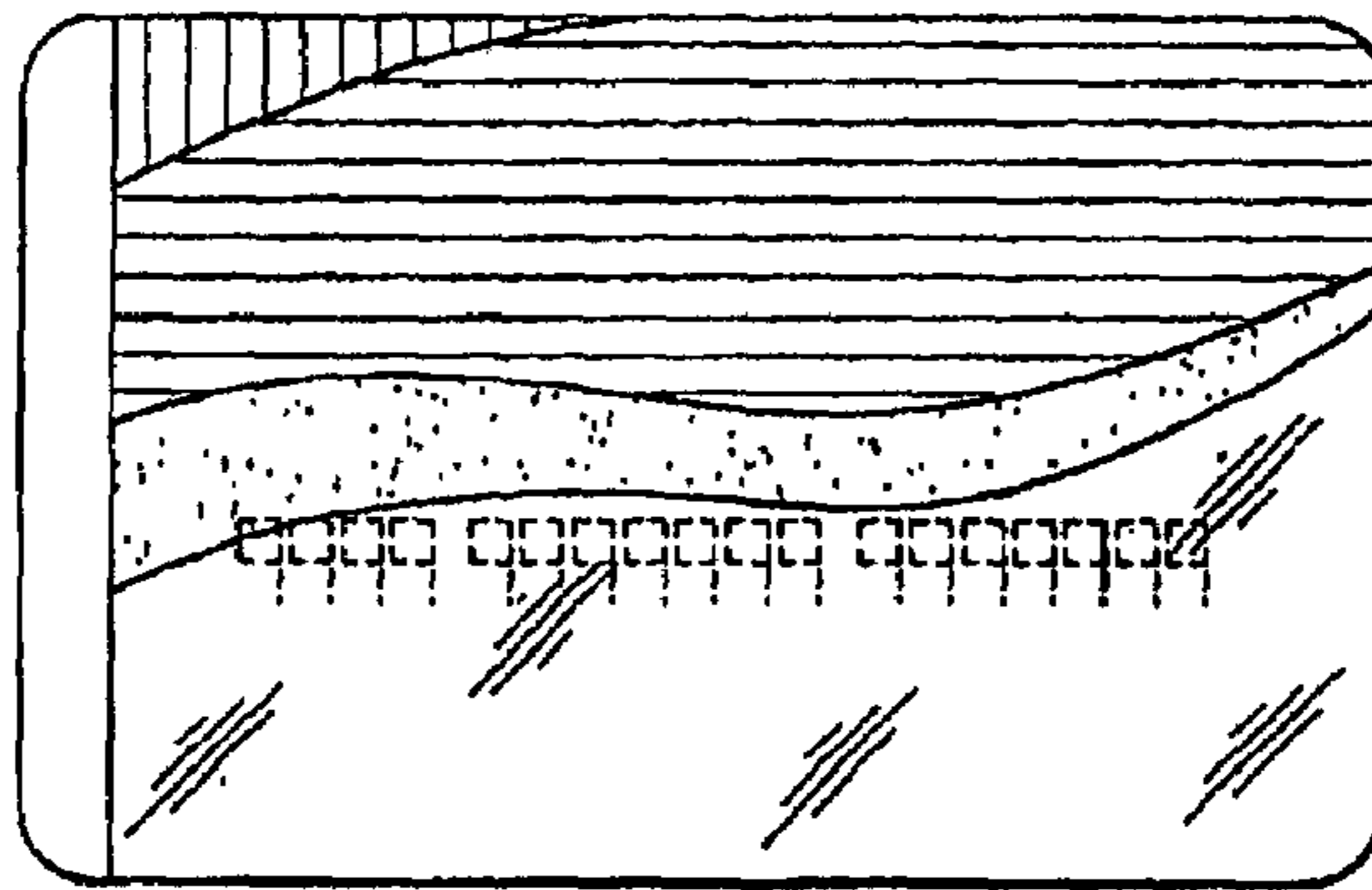


FIG. 4

