



US00D572301S

(12) **United States Design Patent**
Li

(10) **Patent No.:** **US D572,301 S**

(45) **Date of Patent:** **** Jul. 1, 2008**

(54) **GUITAR**

(75) Inventor: **Lai Suo Li**, Guangdong (CN)

(73) Assignee: **Topway Electrical Appliance Company**, Guangdong (CN)

(**) Term: **14 Years**

(21) Appl. No.: **29/277,956**

(22) Filed: **Mar. 15, 2007**

(30) **Foreign Application Priority Data**

Dec. 1, 2006 (CN) 2006 3 0155084

(51) **LOC (8) Cl.** **17-03**

(52) **U.S. Cl.** **D17/18**

(58) **Field of Classification Search** D17/14,
D17/18, 19, 20; 84/7, 11, 173, 267-269,
84/290-293, 718, DIG. 24; D21/328, 324,
D21/325; D14/188, 265, 400, 401, 426
See application file for complete search history.

(56) **References Cited**

U.S. PATENT DOCUMENTS

D181,867 S * 1/1958 McCarty D17/19
4,635,522 A * 1/1987 Excellente 84/291

D293,119 S * 12/1987 Powers D17/20
D299,650 S * 1/1989 Mitchell D14/162
D334,764 S * 4/1993 Fisher, IV D17/14
D418,859 S * 1/2000 Herbold D17/20
D499,133 S * 11/2004 Hoffman D17/14
D499,756 S * 12/2004 Di Pinto D17/14

* cited by examiner

Primary Examiner—Ian Simmons
Assistant Examiner—Rashida Johnson

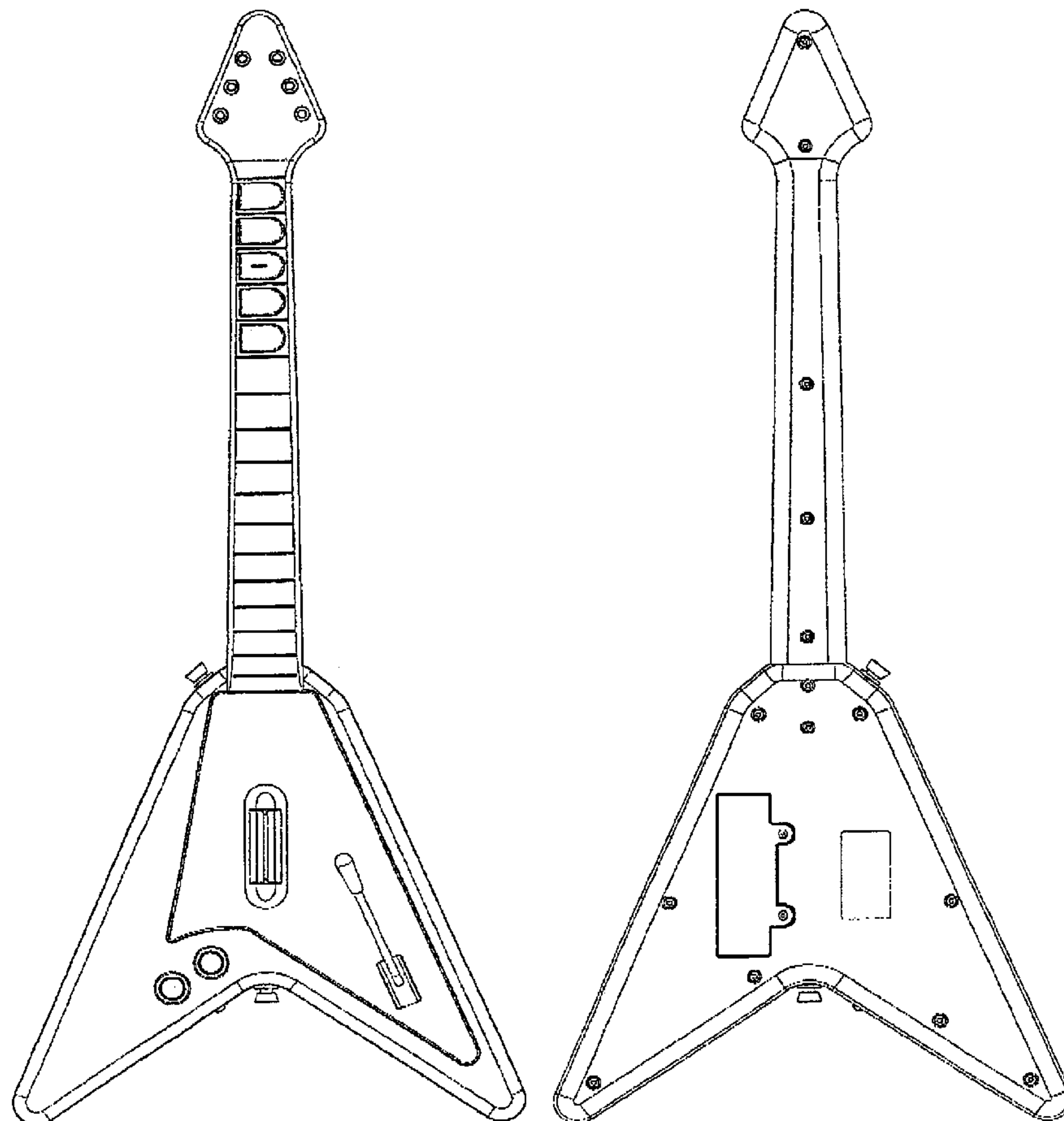
(57) **CLAIM**

The ornamental design for a guitar, as shown.

DESCRIPTION

FIG. 1 is a front elevational view of a guitar showing my new design;
FIG. 2 is a rear elevational view thereof;
FIG. 3 is a right side view thereof;
FIG. 4 is a left side view thereof;
FIG. 5 is a top plan view thereof; and,
FIG. 6 is a bottom plan view thereof.

1 Claim, 4 Drawing Sheets



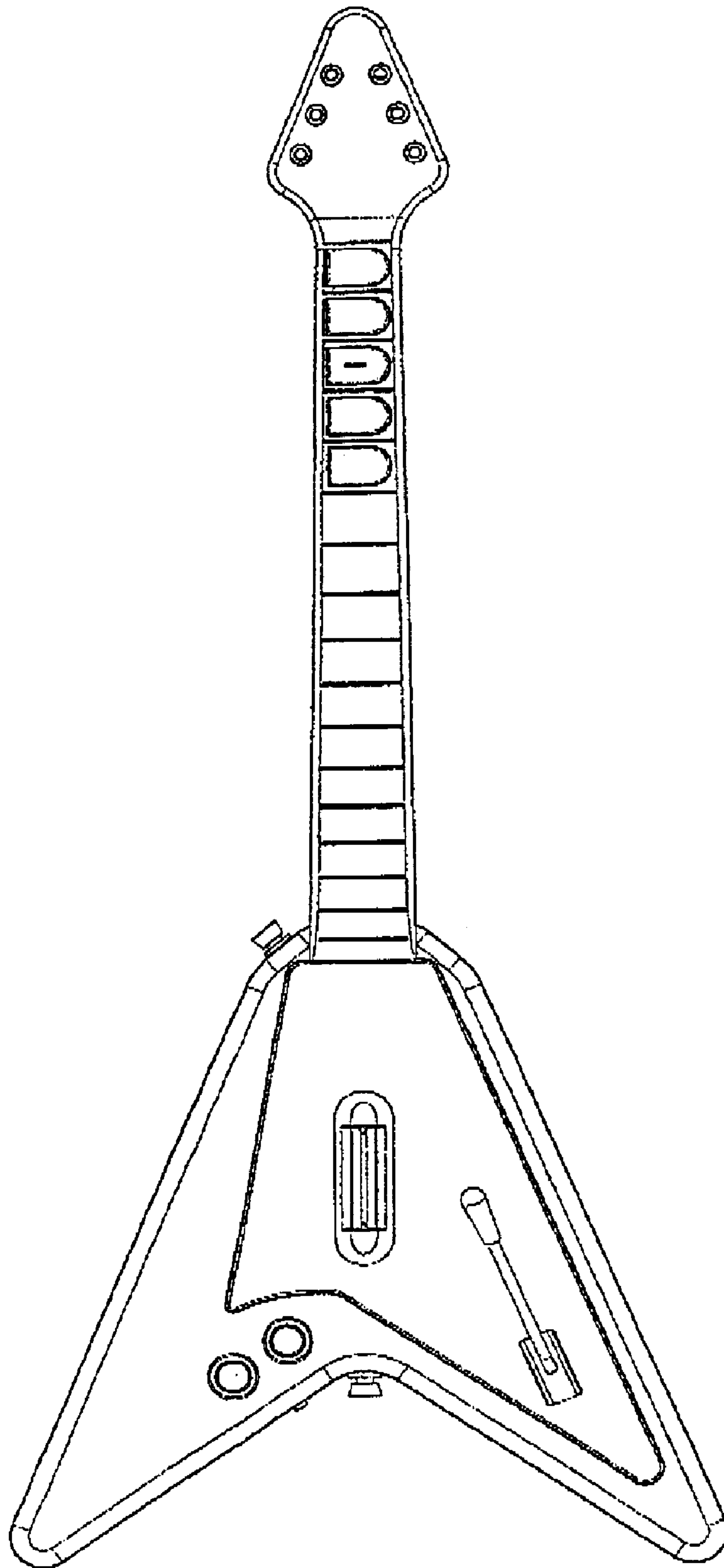


FIG. 1

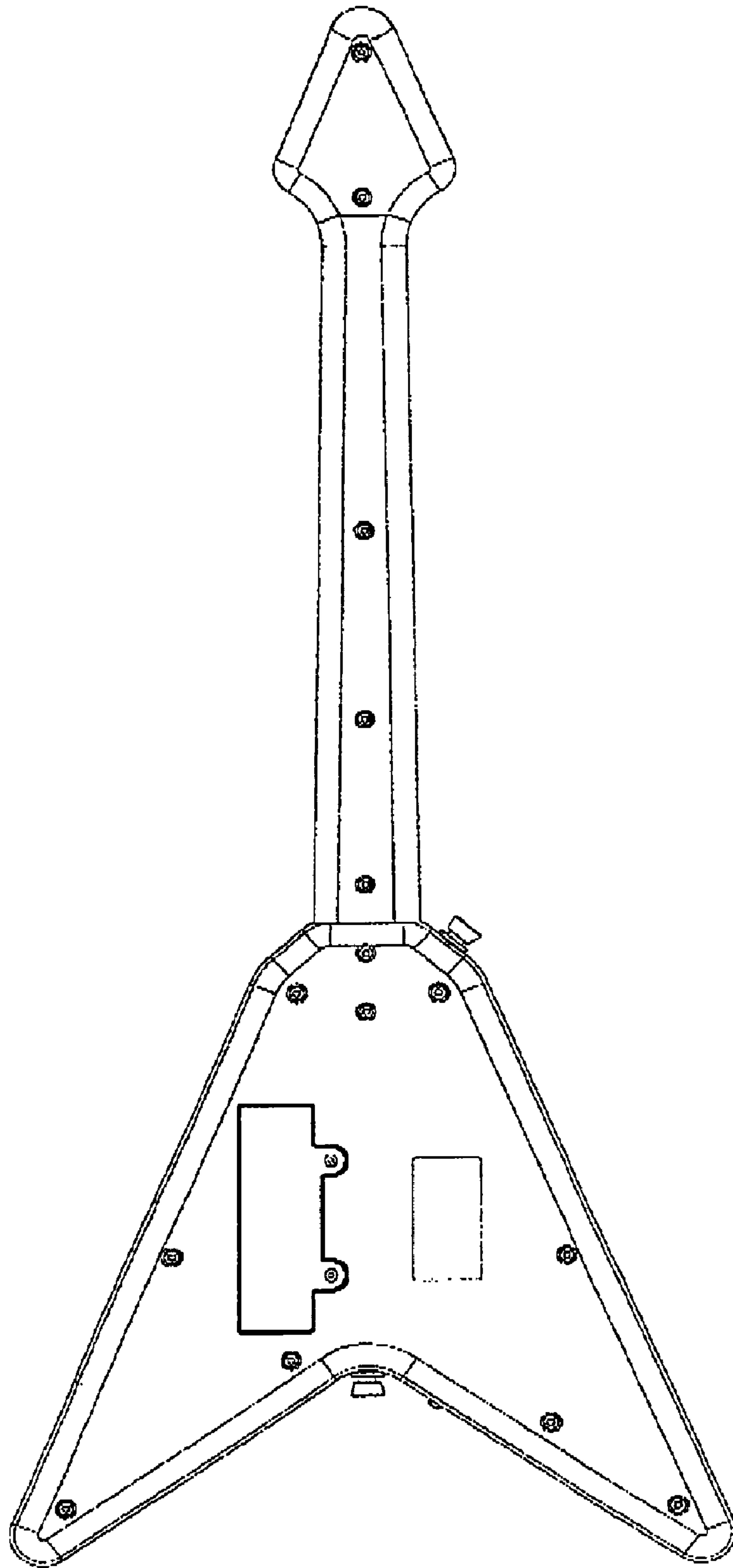


FIG. 2

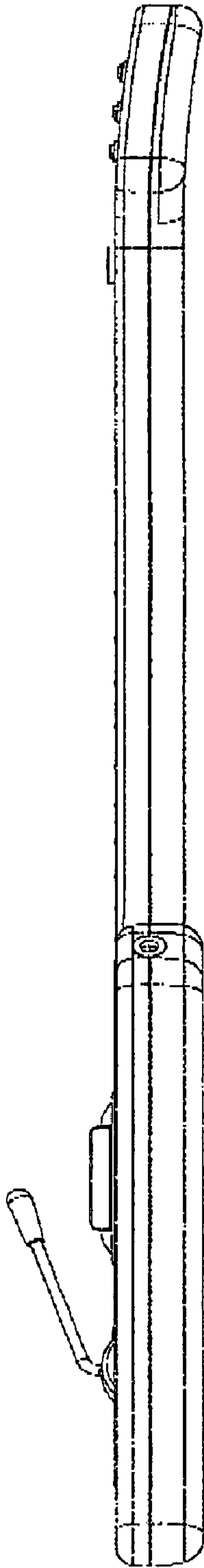


FIG. 3

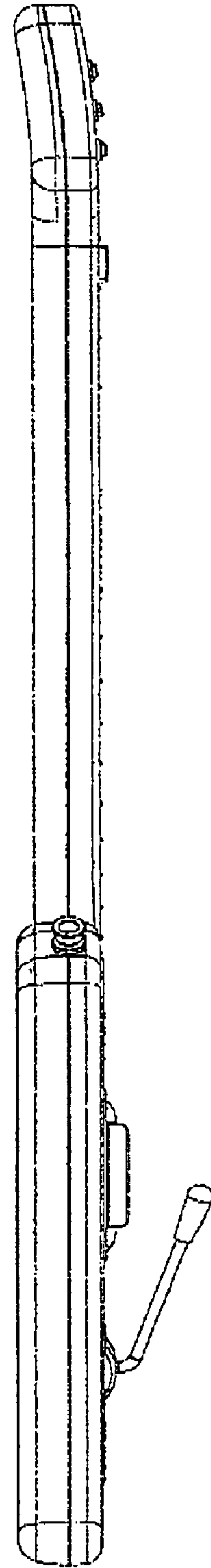


FIG. 4




FIG. 5

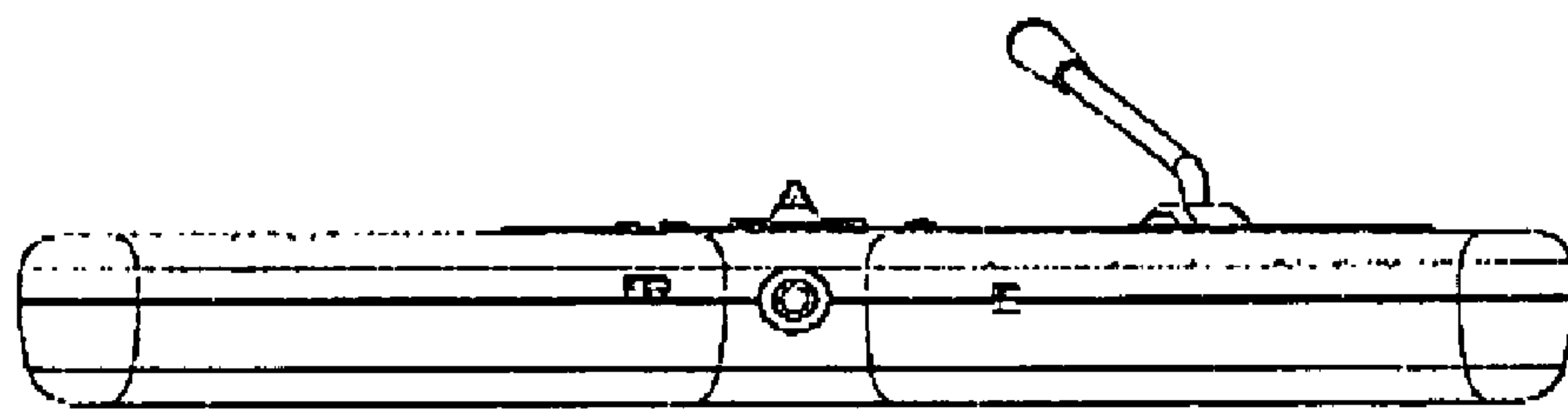


FIG. 6