

US00D572290S

(12) **United States Design Patent**
Lim et al.

(10) **Patent No.:** **US D572,290 S**
(45) **Date of Patent:** **** Jul. 1, 2008**

(54) **WALL-MOUNTED PROJECTOR**

(75) Inventors: **Jae Won Lim**, Seoul (KR); **Kyoung Joung Kim**, Incheon (JP)

(73) Assignee: **LG Electronics Inc.**, Seoul (KR)

(**) Term: **14 Years**

(21) Appl. No.: **29/240,693**

(22) Filed: **Oct. 18, 2005**

(30) **Foreign Application Priority Data**

Apr. 18, 2005 (KR) 30-2005-0012836

(51) **LOC (8) Cl.** **16-02**

(52) **U.S. Cl.** **D16/230; D16/225**

(58) **Field of Classification Search** D16/205-206,
D16/208, 213, 221-236; D21/514; 353/115,
353/119, 122, 39, 52; 352/34, 242; 349/5-9,
349/11, 58; 348/373, 14.01; 358/471, 434,
358/479; 396/428, 419

See application file for complete search history.

(56) **References Cited**

U.S. PATENT DOCUMENTS

2,288,345 A * 6/1942 De Vry et al. 353/61
6,302,543 B1 * 10/2001 Arai et al. 353/119
6,715,890 B2 * 4/2004 Huang et al. 353/119

6,793,348 B2 * 9/2004 Lee et al. 353/119
2005/0190344 A1 * 9/2005 Lin 353/71
2006/0268238 A1 * 11/2006 Yoo 353/52

* cited by examiner

Primary Examiner—Ian Simmons

Assistant Examiner—Wan Laymon

(74) *Attorney, Agent, or Firm*—Birch, Stewart, Kolasch & Birch, LLP

(57) **CLAIM**

The ornamental design for a wall-mounted projector, as shown.

DESCRIPTION

FIG. 1 is a top, front and right side perspective view of a wall-mounted projector showing our new design;

FIG. 2 is a front view thereof;

FIG. 3 is a rear view thereof;

FIG. 4 is a left side view thereof;

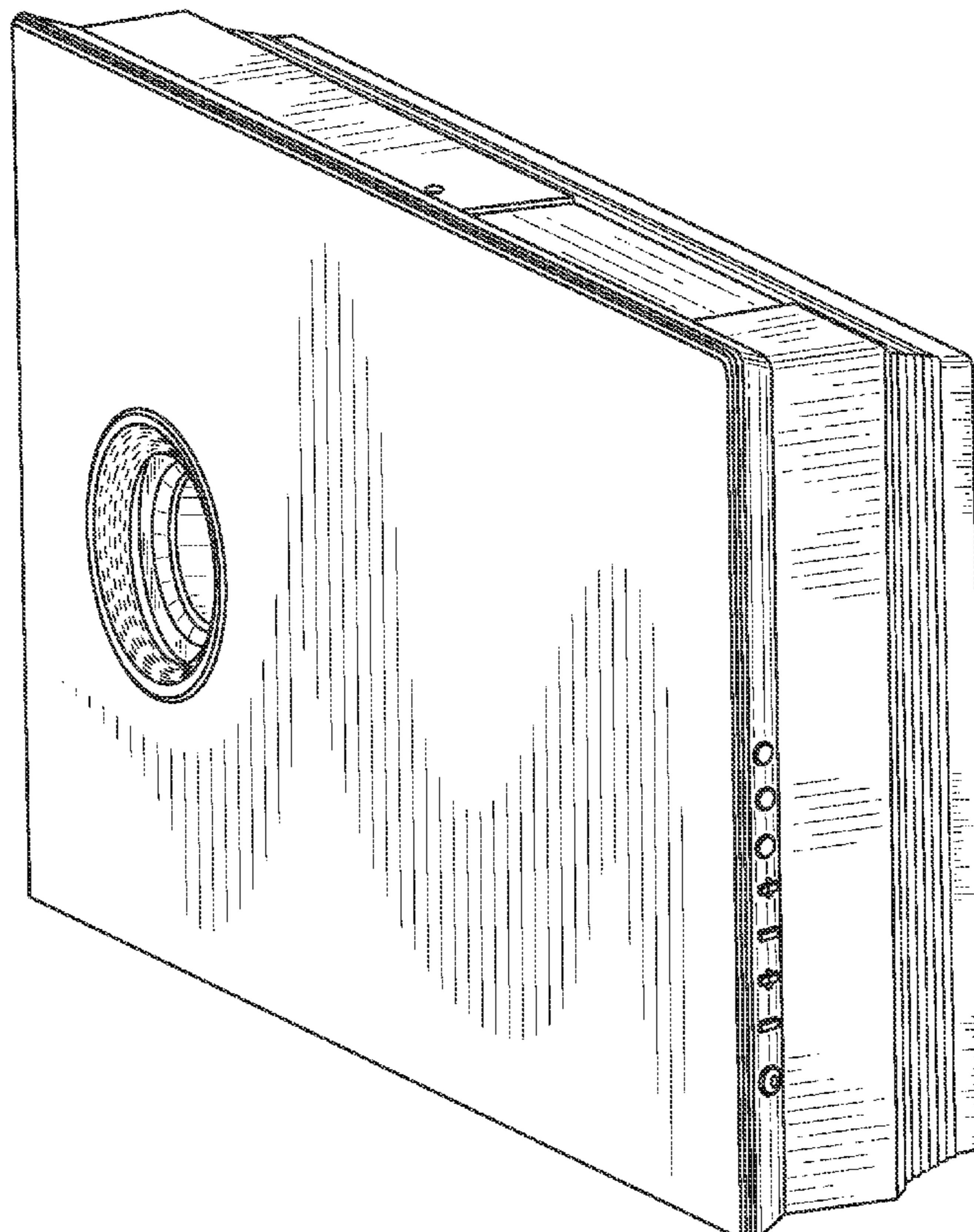
FIG. 5 is a right side view thereof;

FIG. 6 is a top view thereof; and,

FIG. 7 is a bottom view thereof.

The broken lines in FIGS. 1, 2 and 7 are for illustrative purposes only and form no part of the claimed design.

1 Claim, 5 Drawing Sheets



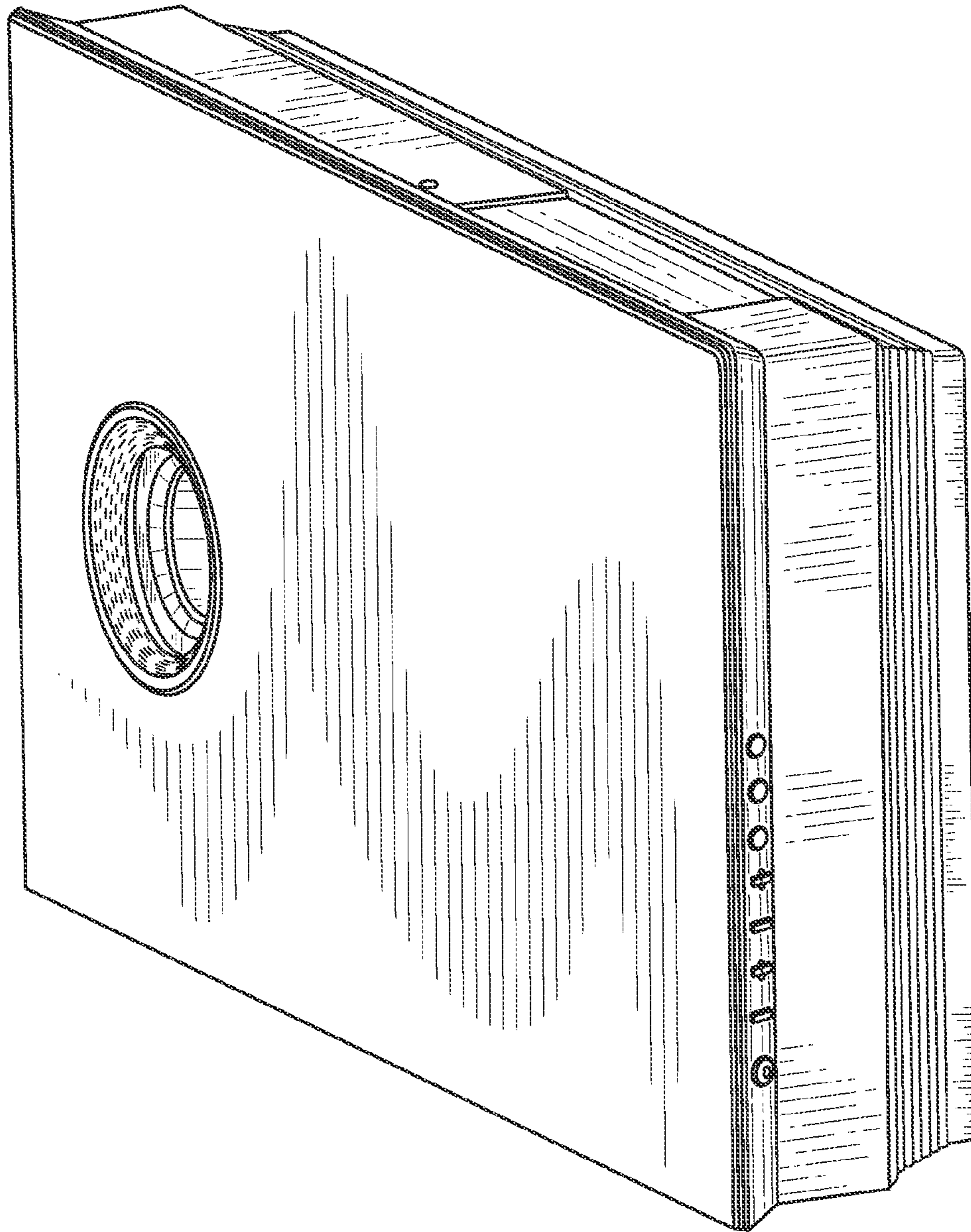


FIG. 1




FIG. 2

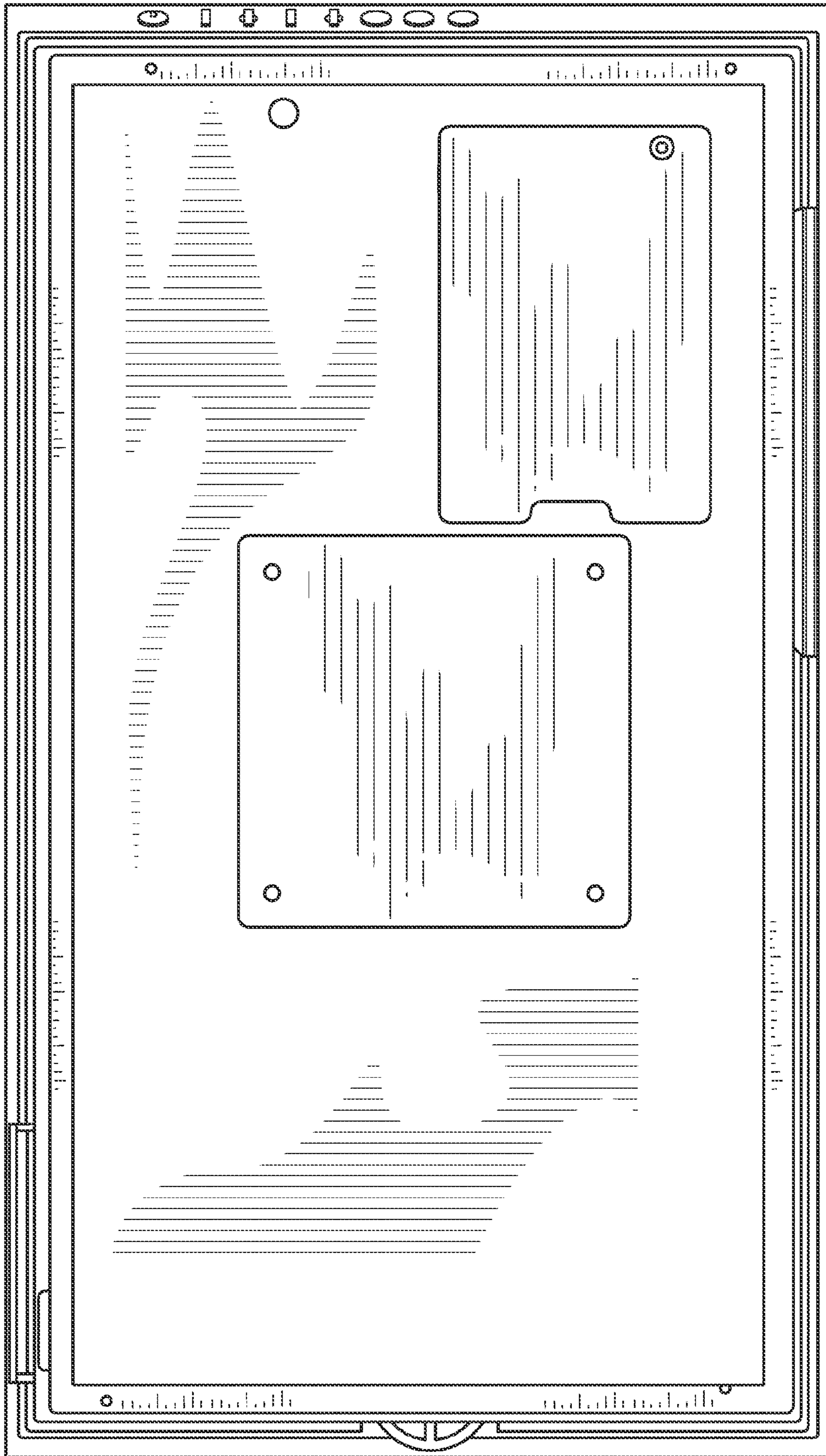


FIG. 3

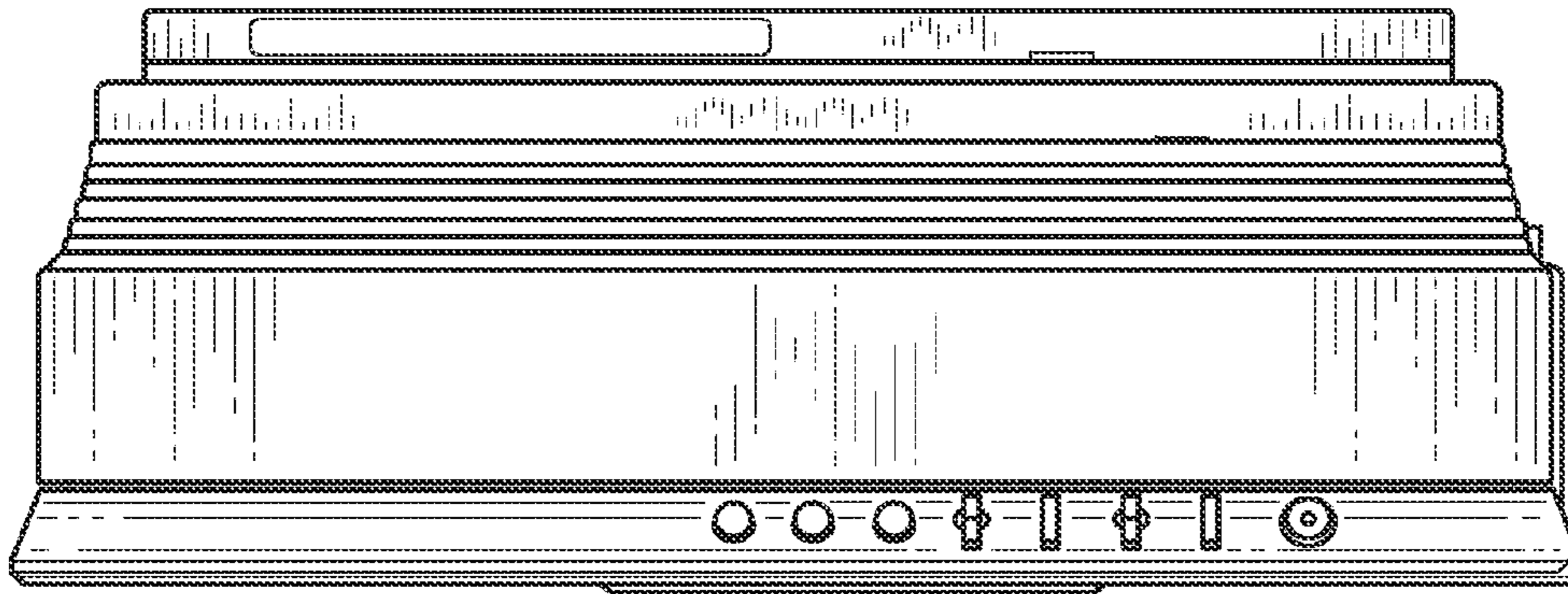


FIG. 5




FIG. 4

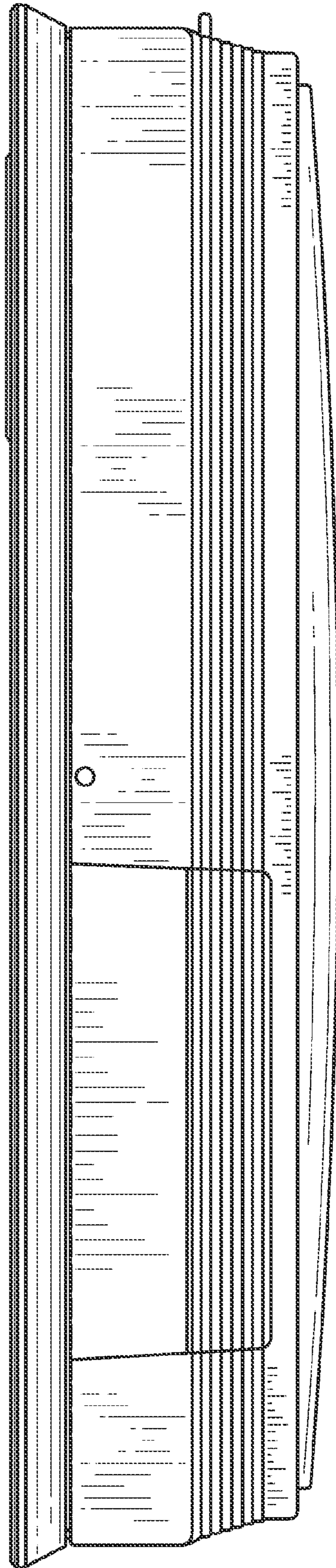


FIG. 6

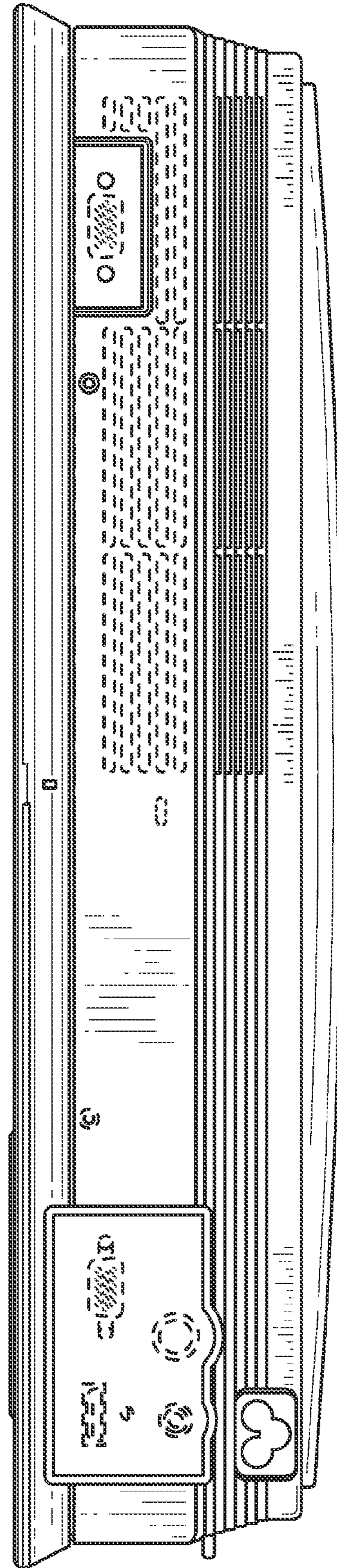


FIG. 7