



US00D572284S

(12) **United States Design Patent**  
**Kit**

(10) **Patent No.:** **US D572,284 S**

(45) **Date of Patent:** **\*\* Jul. 1, 2008**

(54) **HANDHELD MAGNIFIER**

(75) Inventor: **Lui Wing Kit**, Kowloon (HK)

(73) Assignee: **Eric Beare Associates Ltd.**, Kowloon (HK)

(\*\*) Term: **14 Years**

(21) Appl. No.: **29/282,744**

(22) Filed: **Jul. 27, 2007**

(51) **LOC (8) Cl.** ..... **16-06**

(52) **U.S. Cl.** ..... **D16/135**

(58) **Field of Classification Search** ..... D16/130,  
D16/134, 135, 136; D3/207, 208, 212; D28/64.3,  
D28/77, 82; D26/38; 4/116; D10/2; 206/229,  
206/235; 359/742, 798, 802, 803, 806, 808,  
359/809, 810, 811, 813, 817; 220/345.4  
See application file for complete search history.

(56) **References Cited**

**U.S. PATENT DOCUMENTS**

D165,043 S *	11/1951	Ankney	.....	D16/135
D196,452 S *	10/1963	Burlin et al.	.....	D16/135
D217,506 S *	5/1970	Knoetgen	.....	D16/135
D269,184 S *	5/1983	Tweedie	.....	D16/135
D357,420 S *	4/1995	Wong	.....	D10/18
D367,487 S *	2/1996	Segan	.....	D16/135
5,754,349 A *	5/1998	Hon	.....	359/813
D397,866 S *	9/1998	Hartmann et al.	.....	D3/212
D416,201 S *	11/1999	Pinchuk et al.	.....	D10/2

D424,304 S *	5/2000	Suzuki	.....	D4/116
6,822,813 B2 *	11/2004	Jim	.....	359/802
D530,353 S *	10/2006	Jarosinski et al.	.....	D16/135

\* cited by examiner

*Primary Examiner*—Paula A Greene

(74) *Attorney, Agent, or Firm*—Kenneth H. Ohriner; Perkins Coie LLP

(57) **CLAIM**

The ornamental design for a handheld magnifier, as shown and described.

**DESCRIPTION**

FIG. 1 is a front, top, and left side perspective view.

FIG. 2 is a back, bottom, and left side perspective view.

FIG. 3 is a front view.

FIG. 4 is a back view.

FIG. 5 is a left side view.

FIG. 6 is a right side view.

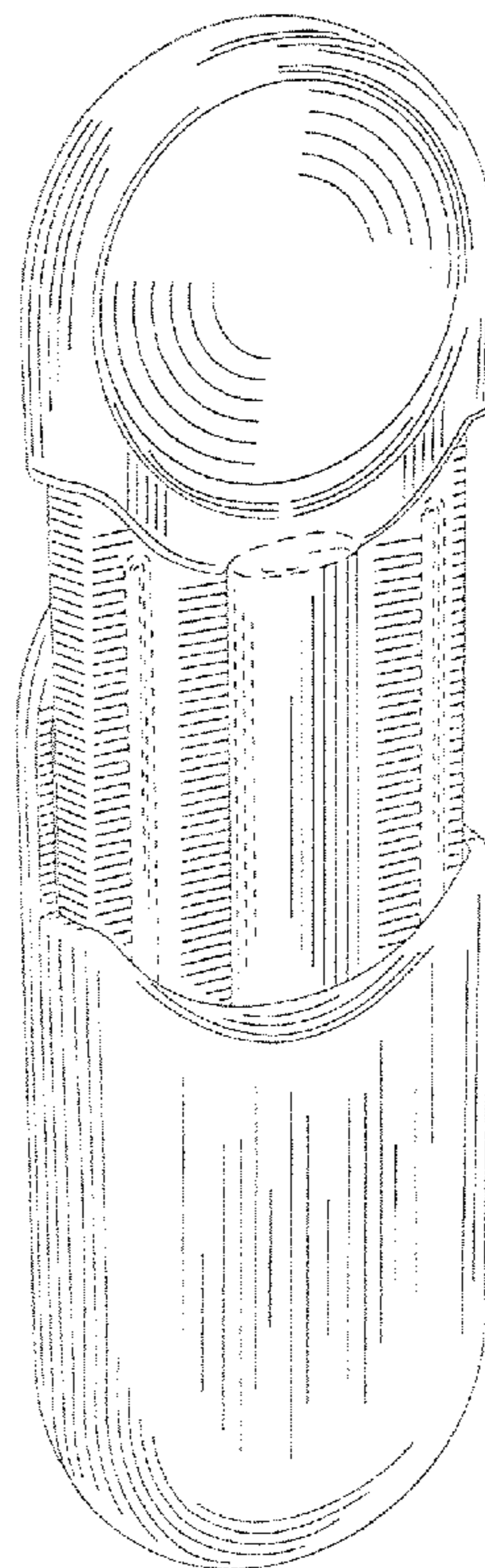

FIG. 7 is a bottom view.

FIG. 8 is a top view; and,

FIG. 9 is a front, top and left side perspective view showing the magnifier in an extended position.

The broken lines are included for the purpose of illustration and form no part of the claimed design.

**1 Claim, 2 Drawing Sheets**



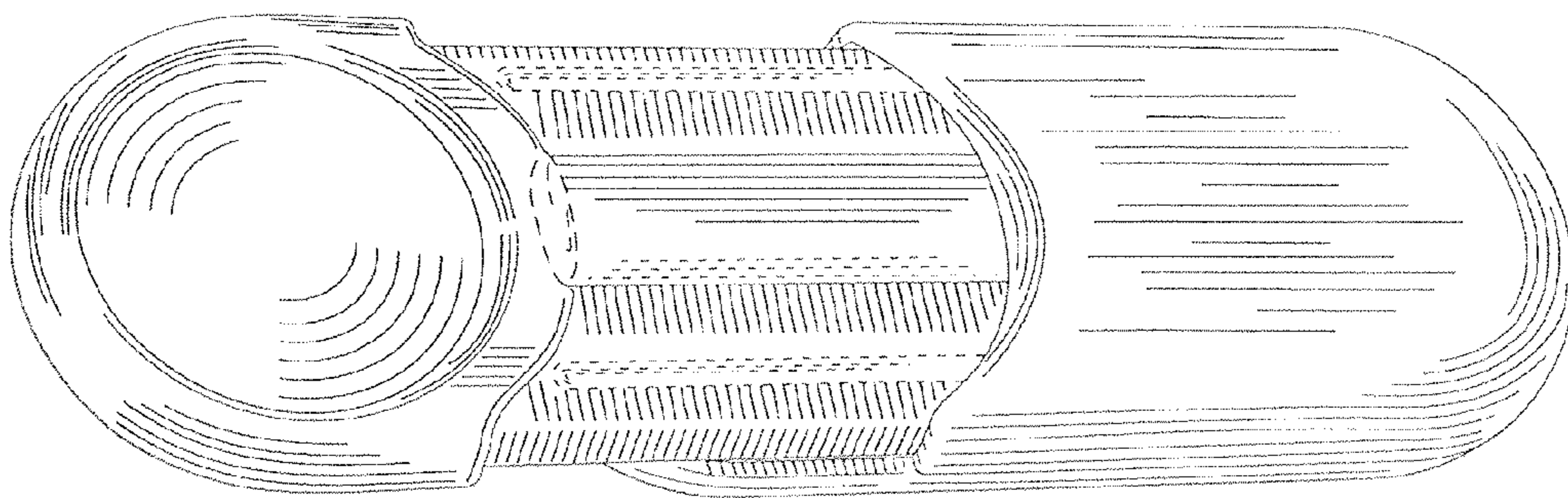


FIG. 9

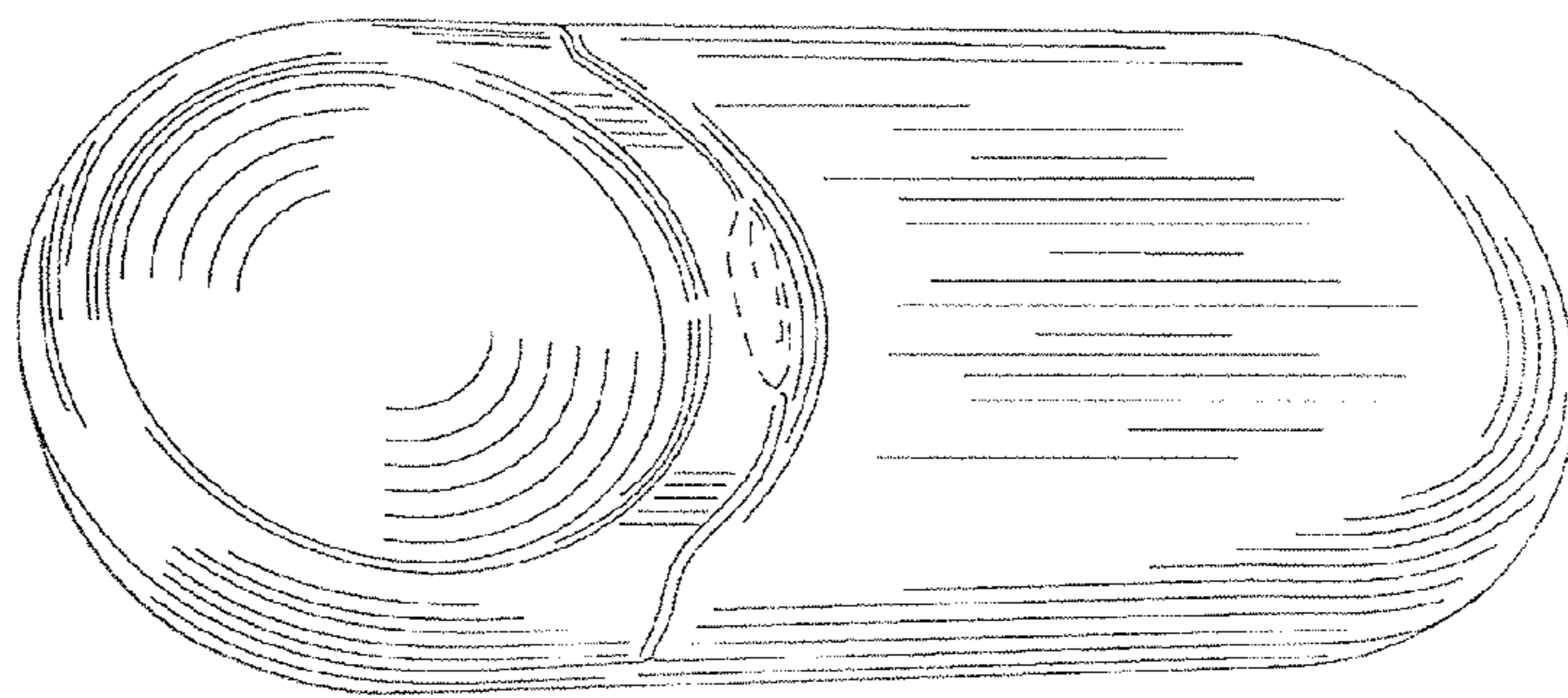


FIG. 1

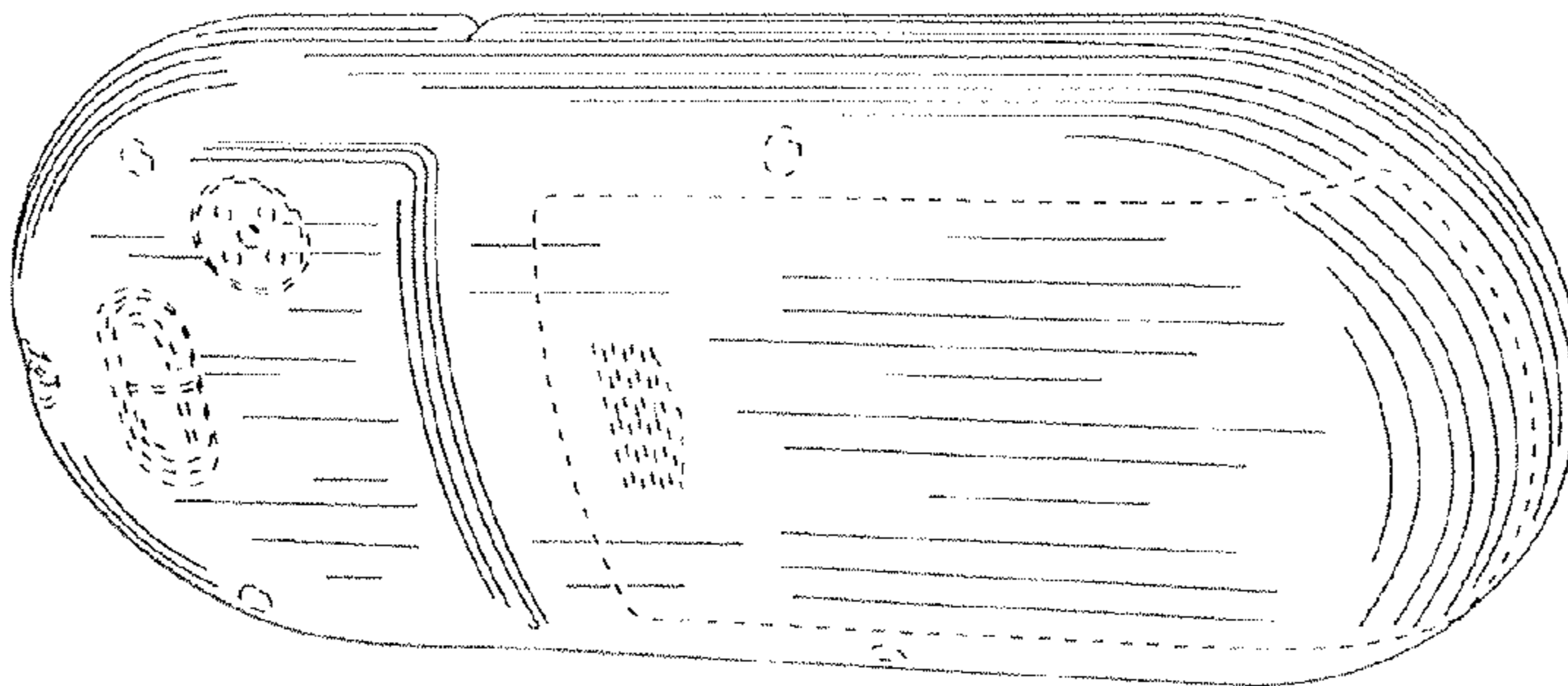


FIG. 2

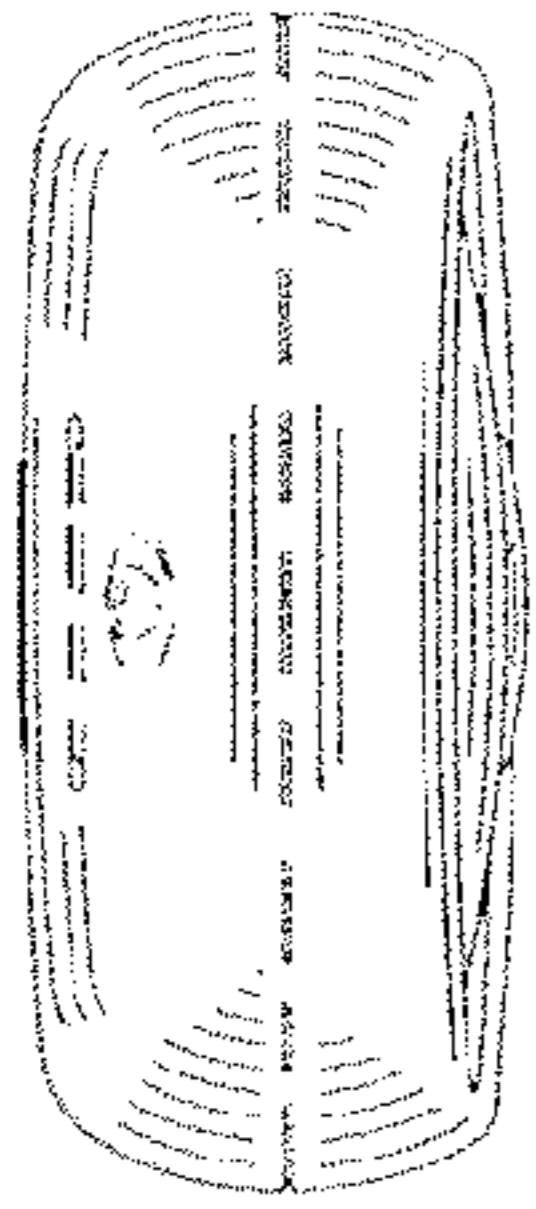


FIG. 8

FIG. 3

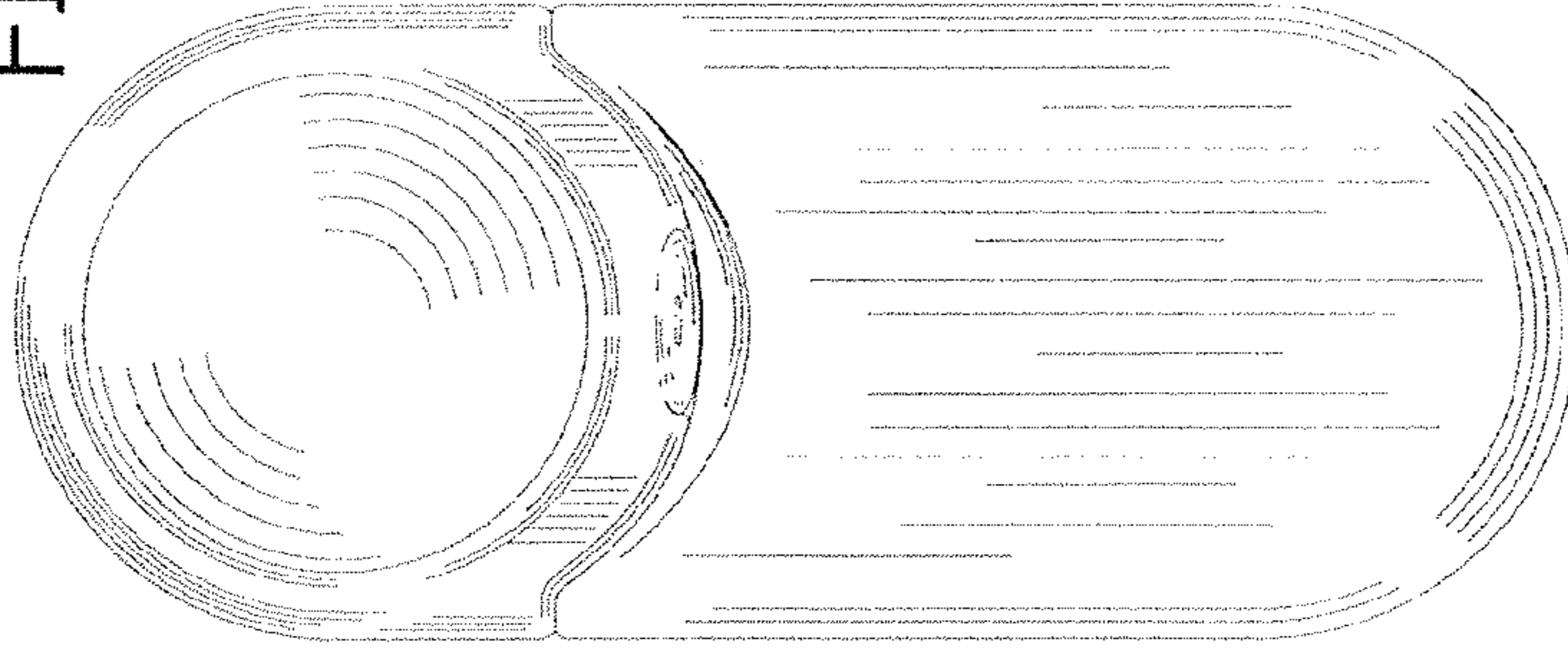


FIG. 5




FIG. 4




FIG. 6

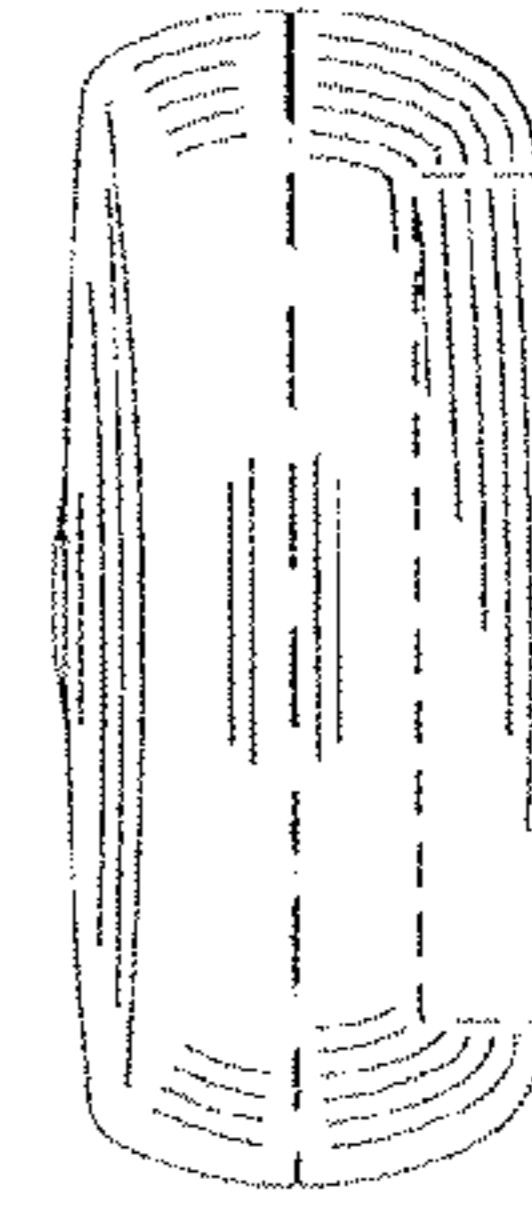


FIG. 7