



US00D572278S

(12) **United States Design Patent**
Cho

(10) **Patent No.:** **US D572,278 S**
(45) **Date of Patent:** **** Jul. 1, 2008**

(54) **SEGMENT TIP FOR A GRINDING WHEEL**

(76) Inventor: **Mi Kyung Cho**, 106-801 Shinmyeong Apt., 312-2 Bulno-Dong, Seo-Gu, Incheon City (KR)

(**) Term: **14 Years**

(21) Appl. No.: **29/280,755**

(22) Filed: **Jun. 6, 2007**

(51) **LOC (8) Cl.** **15-09**

(52) **U.S. Cl.** **D15/126**

(58) **Field of Classification Search** D8/70;
D15/124, 126, 133, 138, 139; 83/349, 502,
83/508.2, 663, 666, 676, 675, 835, 855; 125/15;
451/299, 541

See application file for complete search history.

(56) **References Cited**

U.S. PATENT DOCUMENTS

3,711,999	A *	1/1973	Held	451/541
5,184,597	A *	2/1993	Chiuminatta et al.	125/15
D453,670	S *	2/2002	Levinson	D8/70
D456,425	S *	4/2002	Kim	D15/139
D458,619	S *	6/2002	Lee et al.	D15/139
D465,795	S *	11/2002	Choi	D15/139
D513,952	S *	1/2006	Lee et al.	D8/70
7,178,517	B1 *	2/2007	Yu	125/15
2005/0081697	A1 *	4/2005	Liao et al.	83/835
2006/0266176	A1 *	11/2006	Brach	83/676

* cited by examiner

Primary Examiner—Sandra Snapp

Assistant Examiner—Patricia Palasik

(74) *Attorney, Agent, or Firm*—Grossman, Tucker, Perreault & Pflieger, PLLC

(57) **CLAIM**

The ornamental design for a segment tip for a grinding wheel, as shown and described.

DESCRIPTION

FIG. 1 is a perspective view of the segment tip for a grinding wheel of the present invention;

FIG. 2 is a front view the segment tip for a grinding wheel shown in FIG. 1;

FIG. 3 is a rear view the segment tip for a grinding wheel shown in FIG. 1;

FIG. 4 is left side view the segment tip for a grinding wheel shown in FIG. 1;

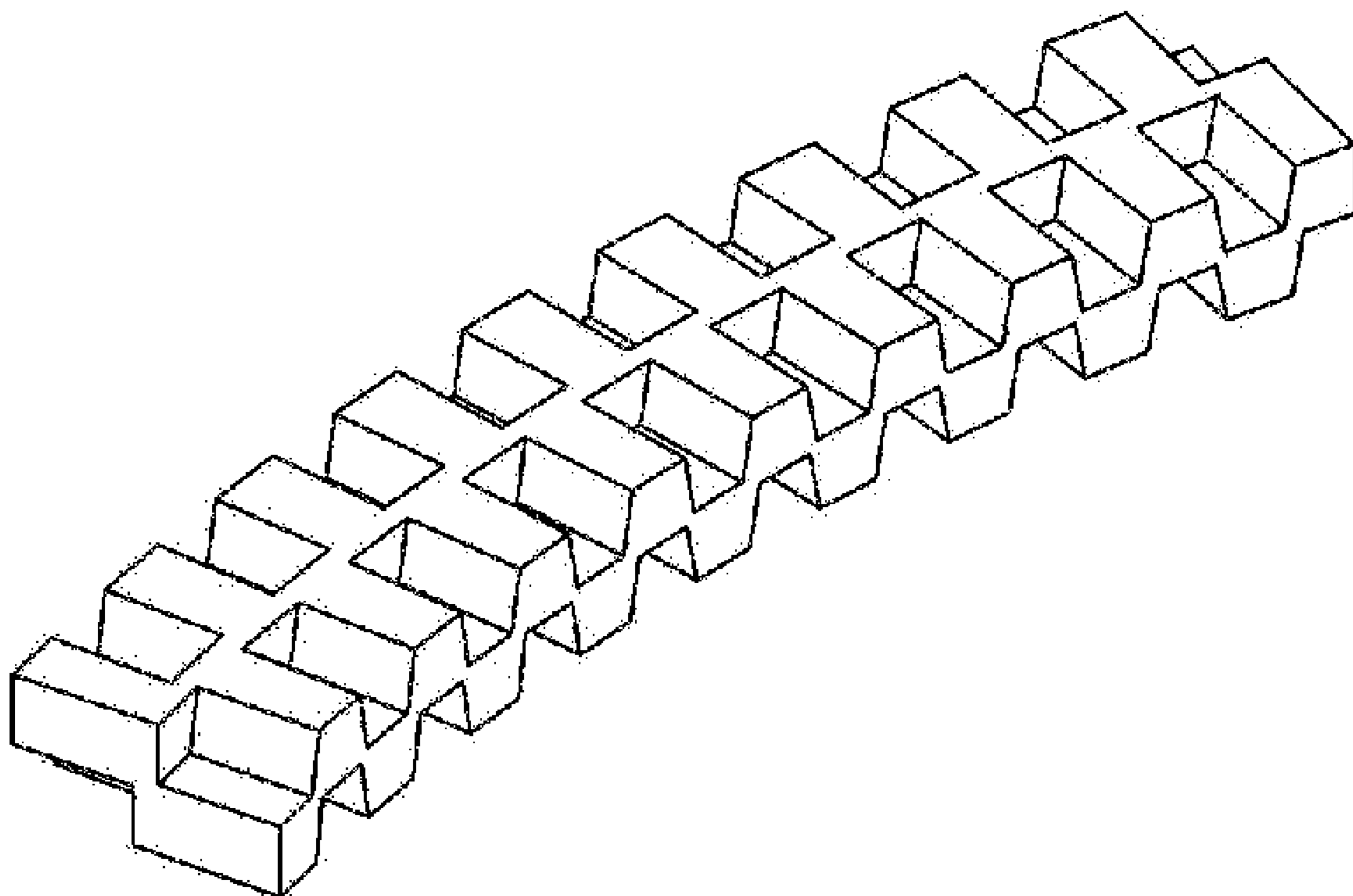
FIG. 5 is a right side view the segment tip for a grinding wheel shown in FIG. 1;

FIG. 6 is a top view the segment tip for a grinding wheel shown in FIG. 1;

FIG. 7 is a bottom view the segment tip for a grinding wheel shown in FIG. 1; and,

FIG. 8 is a perspective view of the segment tip for a grinding wheel shown in FIG. 1 arranged on a grinding wheel with the grinding wheel and other segment tips shown in broken lines to illustrate the environment related to the claimed design.

1 Claim, 4 Drawing Sheets



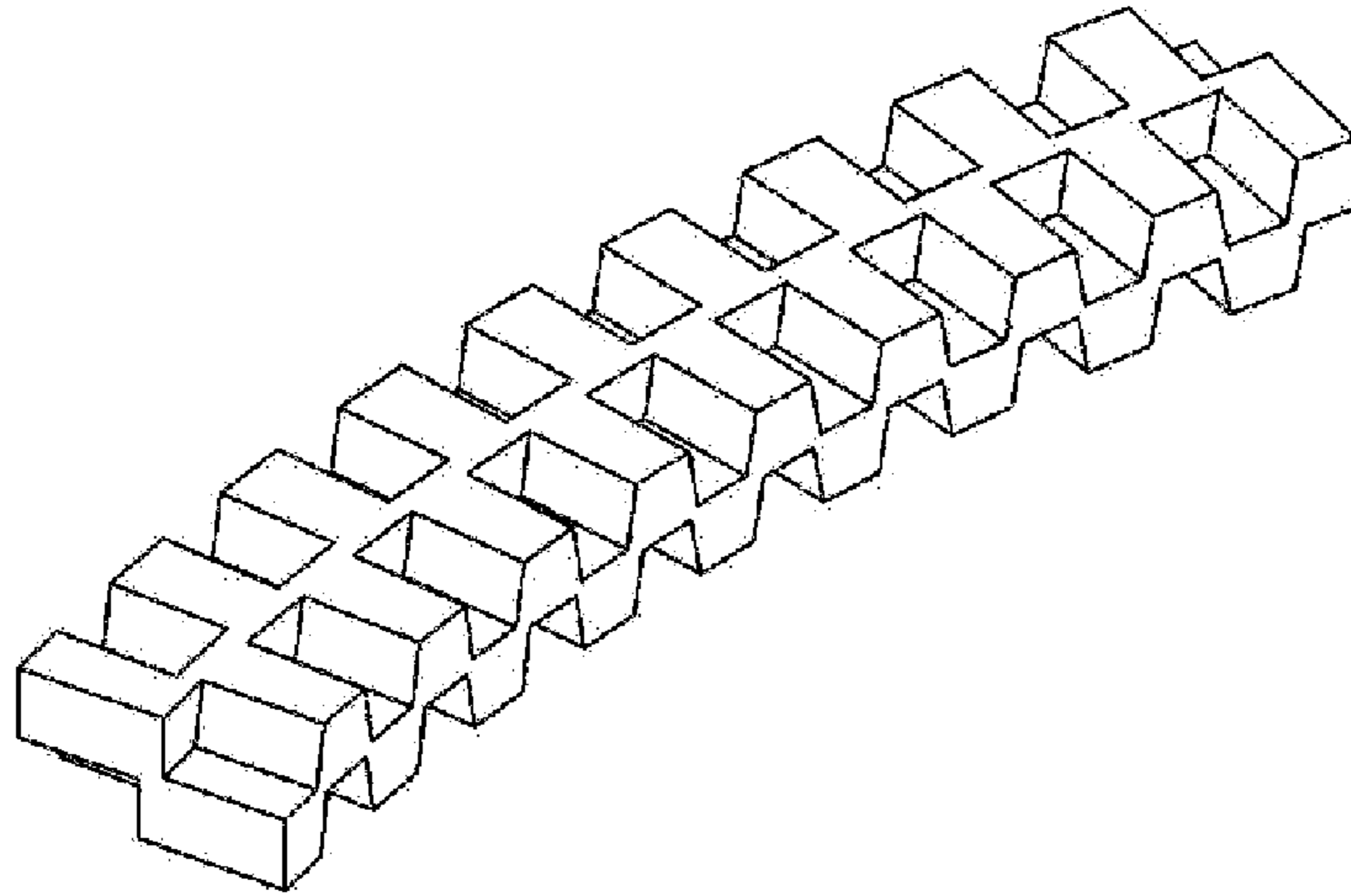


FIG. 1

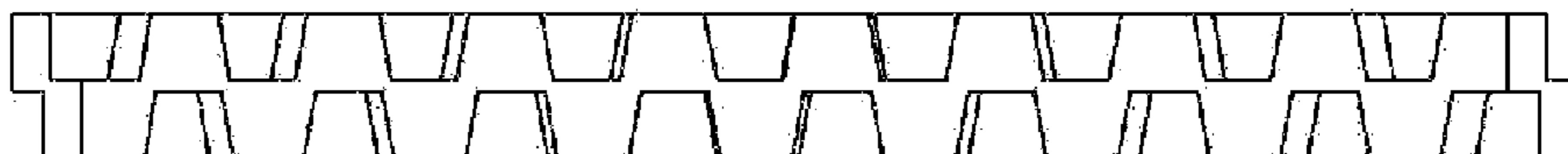


FIG. 2

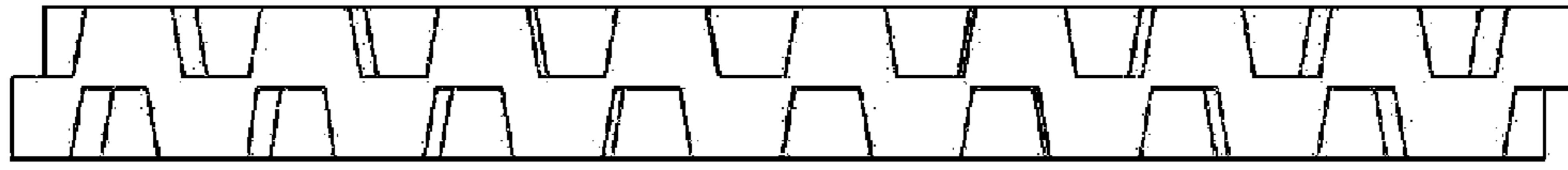


FIG. 3

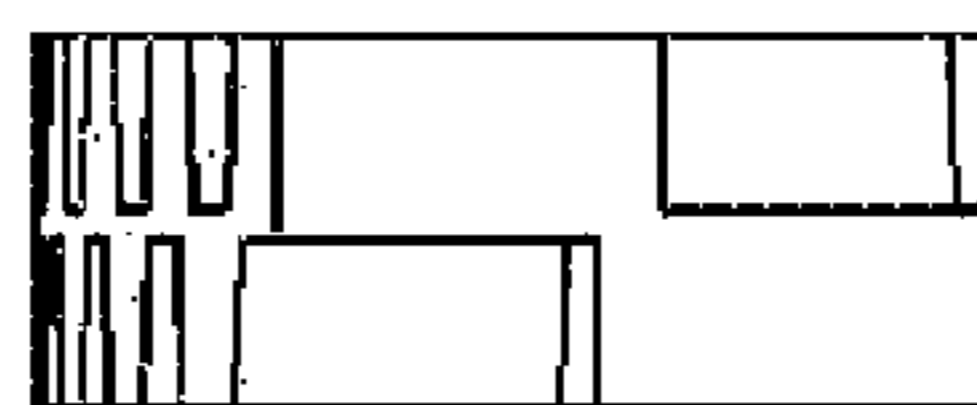


FIG. 4

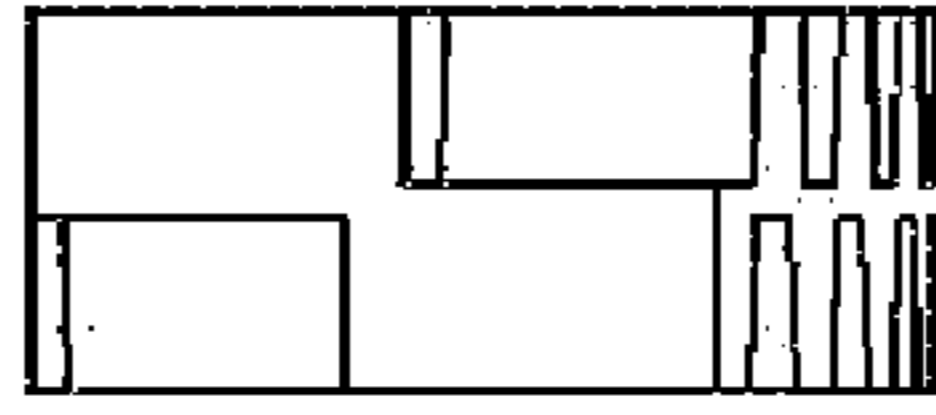


FIG. 5

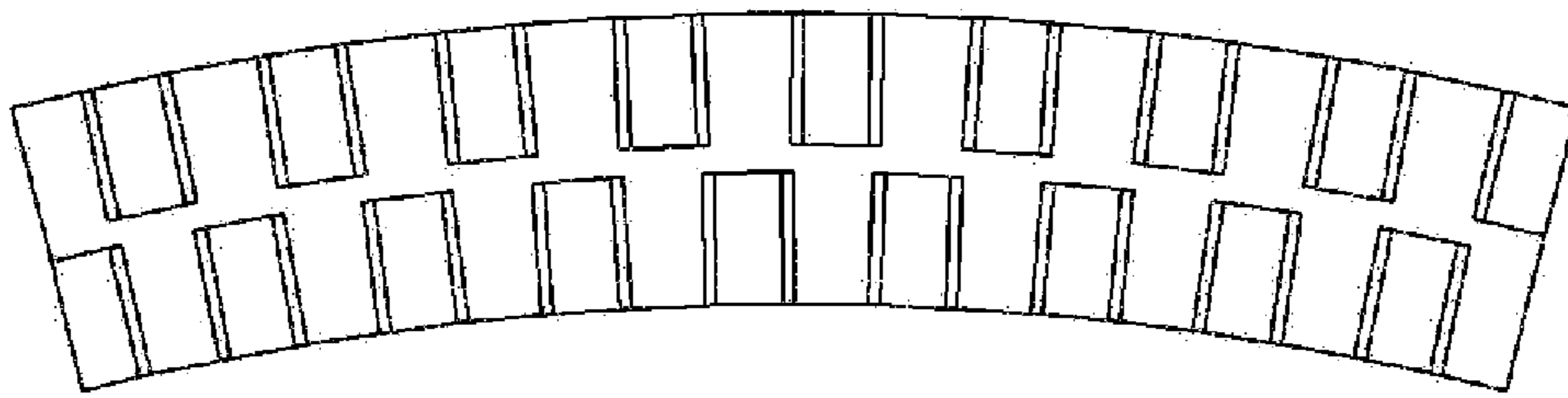


FIG. 6

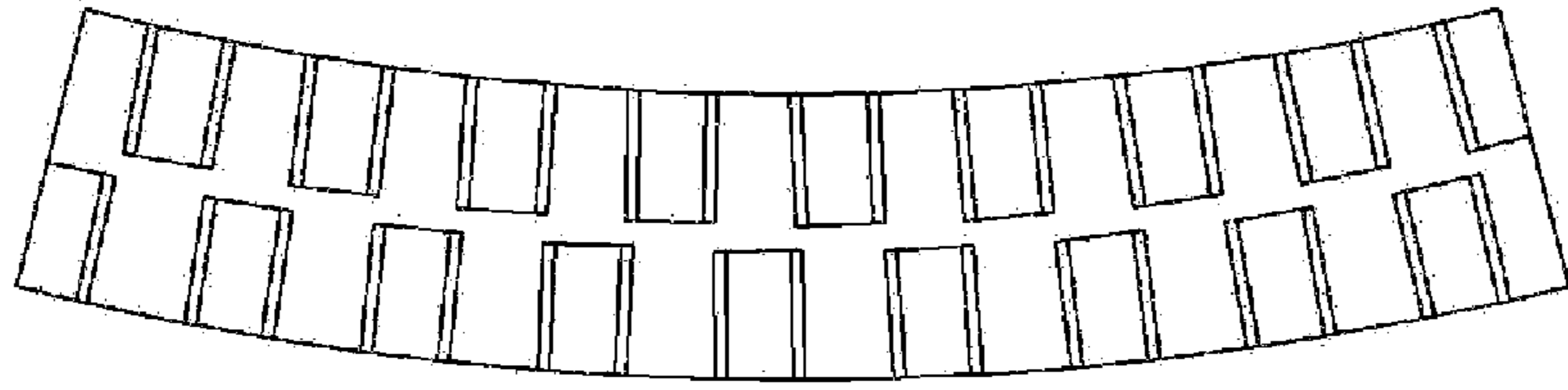


FIG. 7

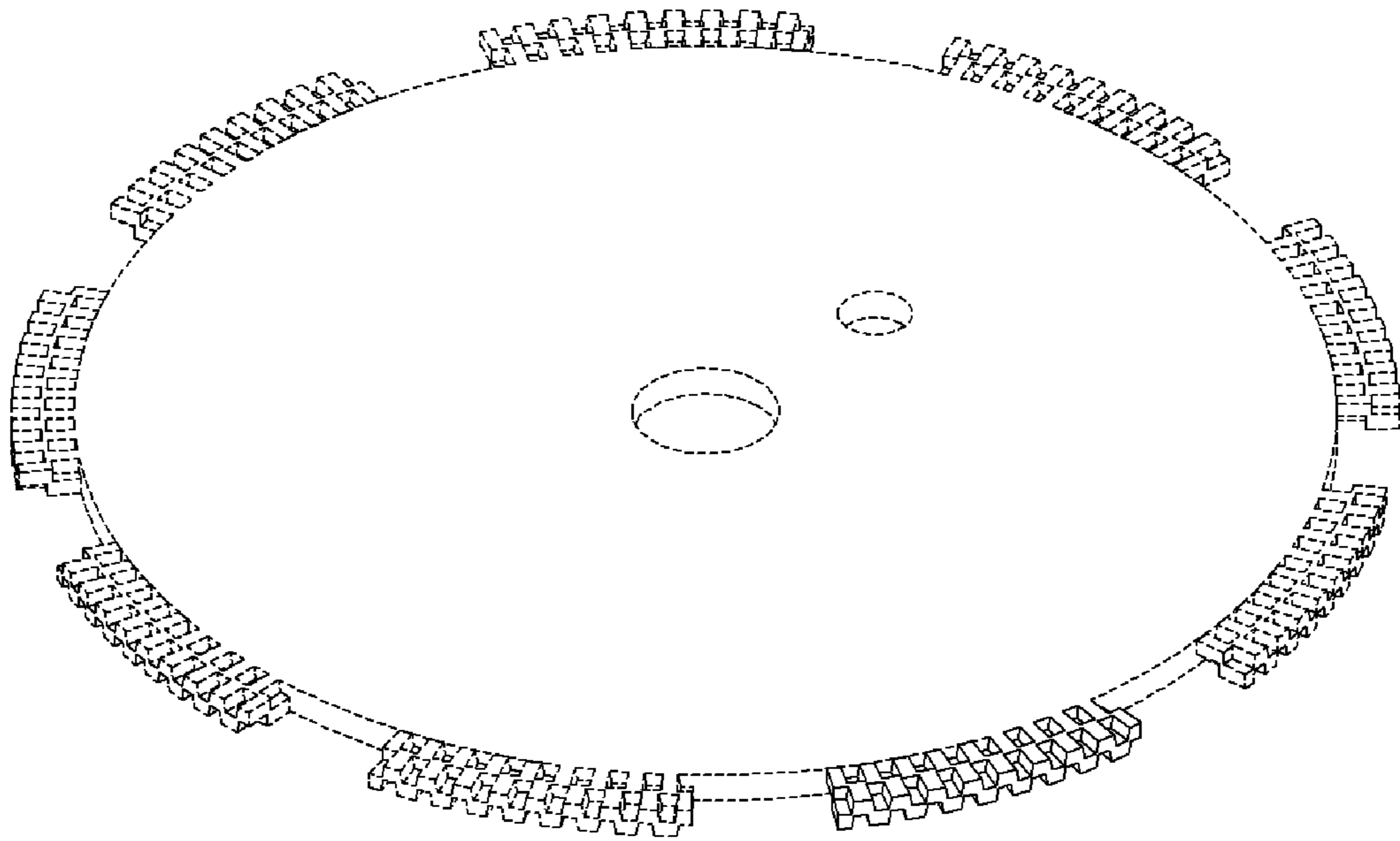


FIG. 8