



US00D572256S

(12) **United States Design Patent**  
**Chen et al.**

(10) **Patent No.:** **US D572,256 S**  
(45) **Date of Patent:** **\*\* Jul. 1, 2008**

(54) **COMPUTER FRONT BEZEL**

*Primary Examiner*—Freda S Nunn  
(74) *Attorney, Agent, or Firm*—Wei Te Chung

(75) Inventors: **Yun-Lung Chen**, Taipei Hsien (TW);  
**Song-Tao Xie**, Shenzhen (CN)

(57) **CLAIM**

(73) Assignee: **Hon Hai Precision Industry Co., Ltd.**,  
Tu-Cheng, Taipei Hsien (TW)

The ornamental design for a computer front bezel, as shown and described.

(\*\*) Term: **14 Years**

**DESCRIPTION**

(21) Appl. No.: **29/276,909**

FIG. 1 is a perspective view of the design for the computer front bezel wherein broken lines illustrate environmental features;

(22) Filed: **Feb. 9, 2007**

FIG. 2 is a front elevational view thereof;

(51) **LOC (8) Cl.** ..... **14-02**

FIG. 3 is a left side elevational view thereof;

(52) **U.S. Cl.** ..... **D14/444**

FIG. 4 is a right side elevational view thereof;

(58) **Field of Classification Search** ..... D14/441-446;  
D13/162, 184, 199; 312/223.2, 326; 360/680-686,  
360/690-696, 727

FIG. 5 is a top plan view thereof;

See application file for complete search history.

FIG. 6 is a bottom plan view thereof; and,

(56) **References Cited**

FIG. 7 is a perspective view thereof being mounted to a computer case which is shown in broken lines for illustrative purposes only and forms no part of the claimed design.

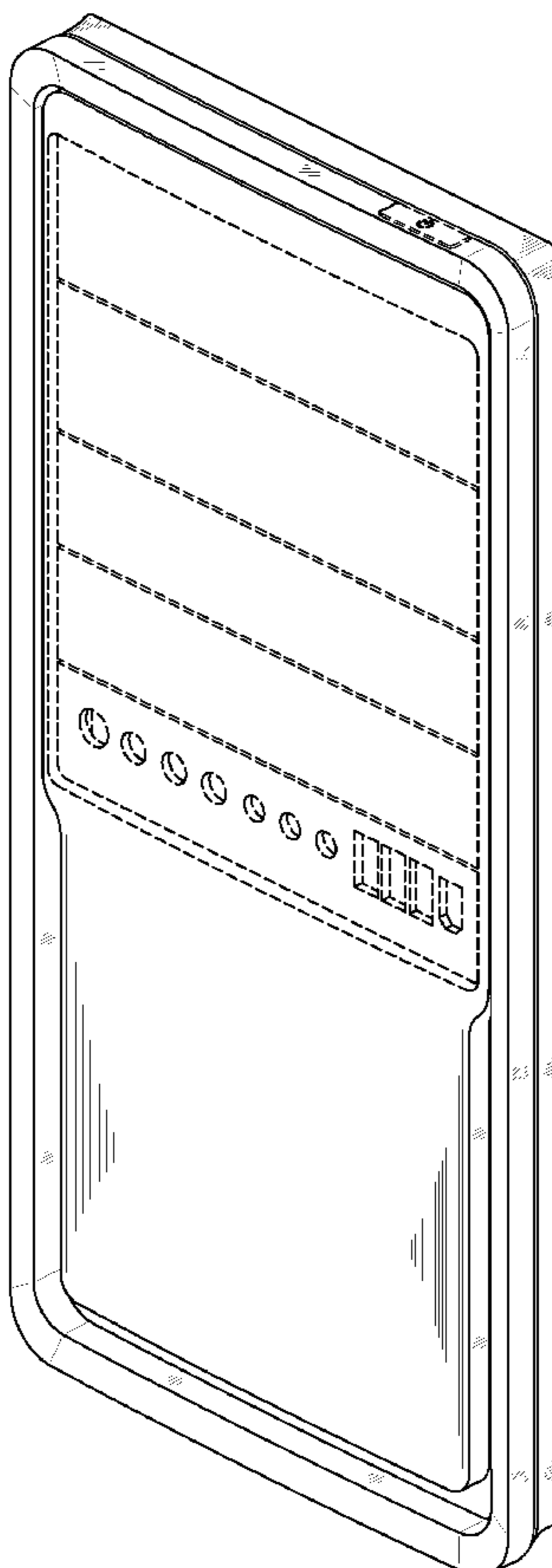
**U.S. PATENT DOCUMENTS**

In these drawings the solid lines illustrate the claimed ornamental design whereas the broken lines illustrate environmental features that form no part of the claimed ornamental design.

6,478,392 B2 *	11/2002	Gan et al.	.....	312/326
6,603,655 B2 *	8/2003	Hrehor et al.	.....	361/683
6,798,664 B2 *	9/2004	Lin et al.	.....	361/727
D514,110 S *	1/2006	Liu et al.	.....	D14/441
D530,332 S *	10/2006	Wang	.....	D14/444

\* cited by examiner

**1 Claim, 7 Drawing Sheets**



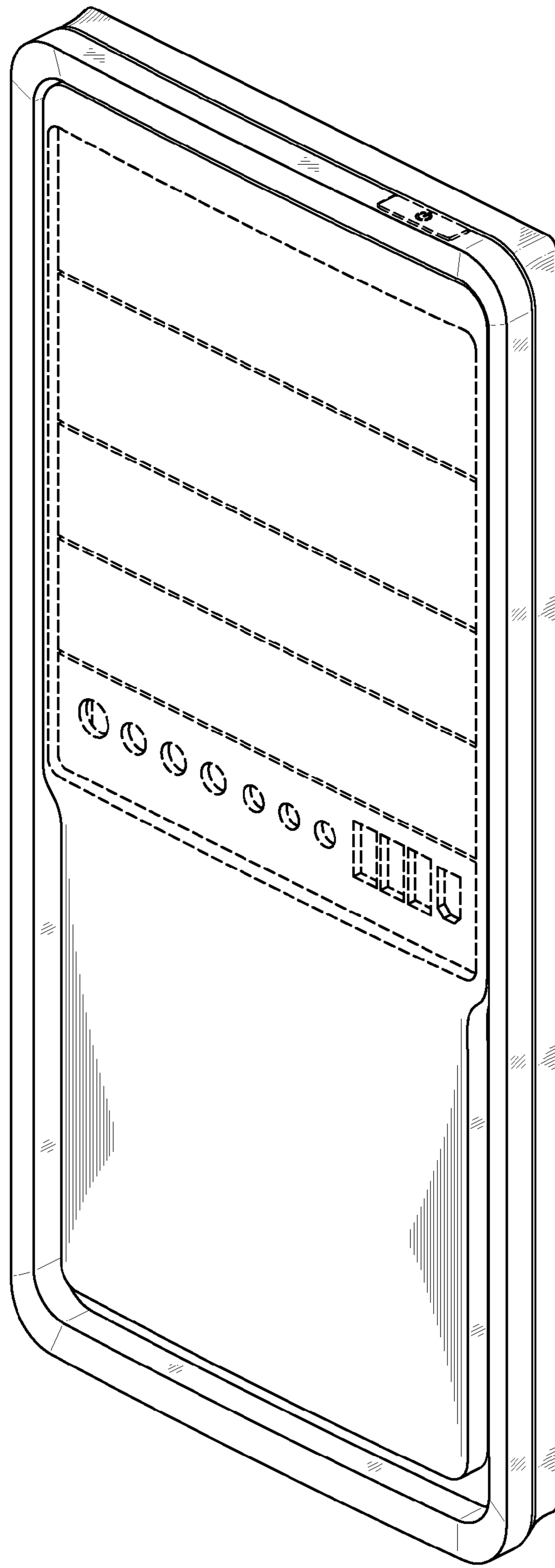


FIG. 1

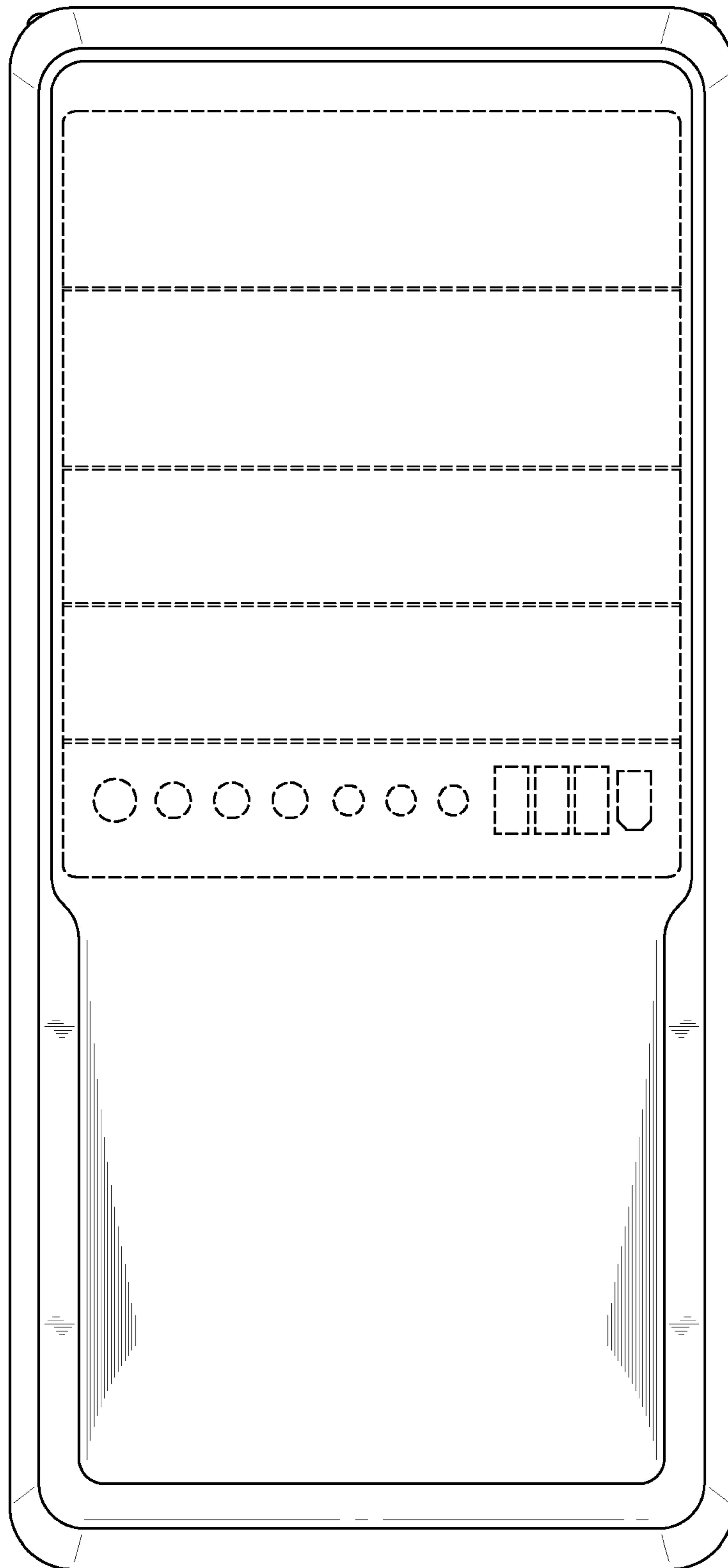


FIG. 2

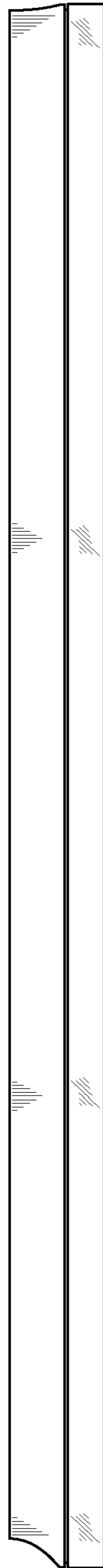


FIG. 3

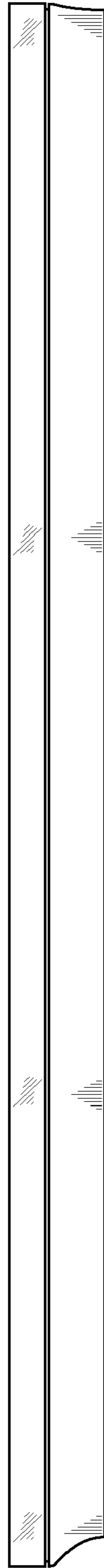


FIG. 4

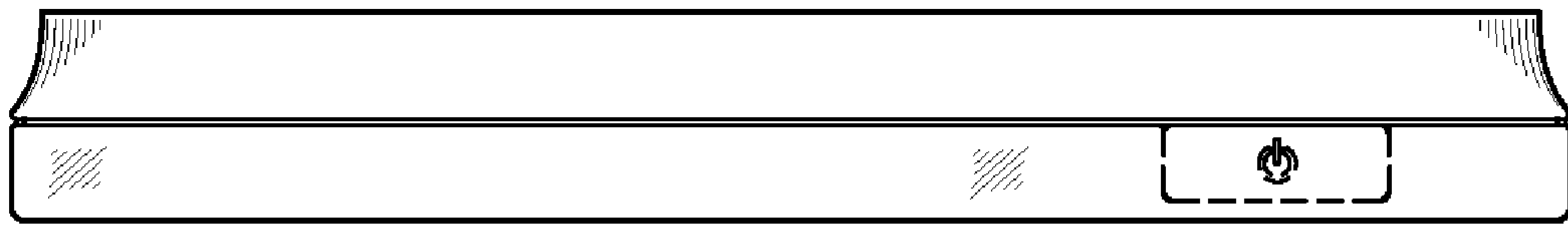


FIG. 5




FIG. 6

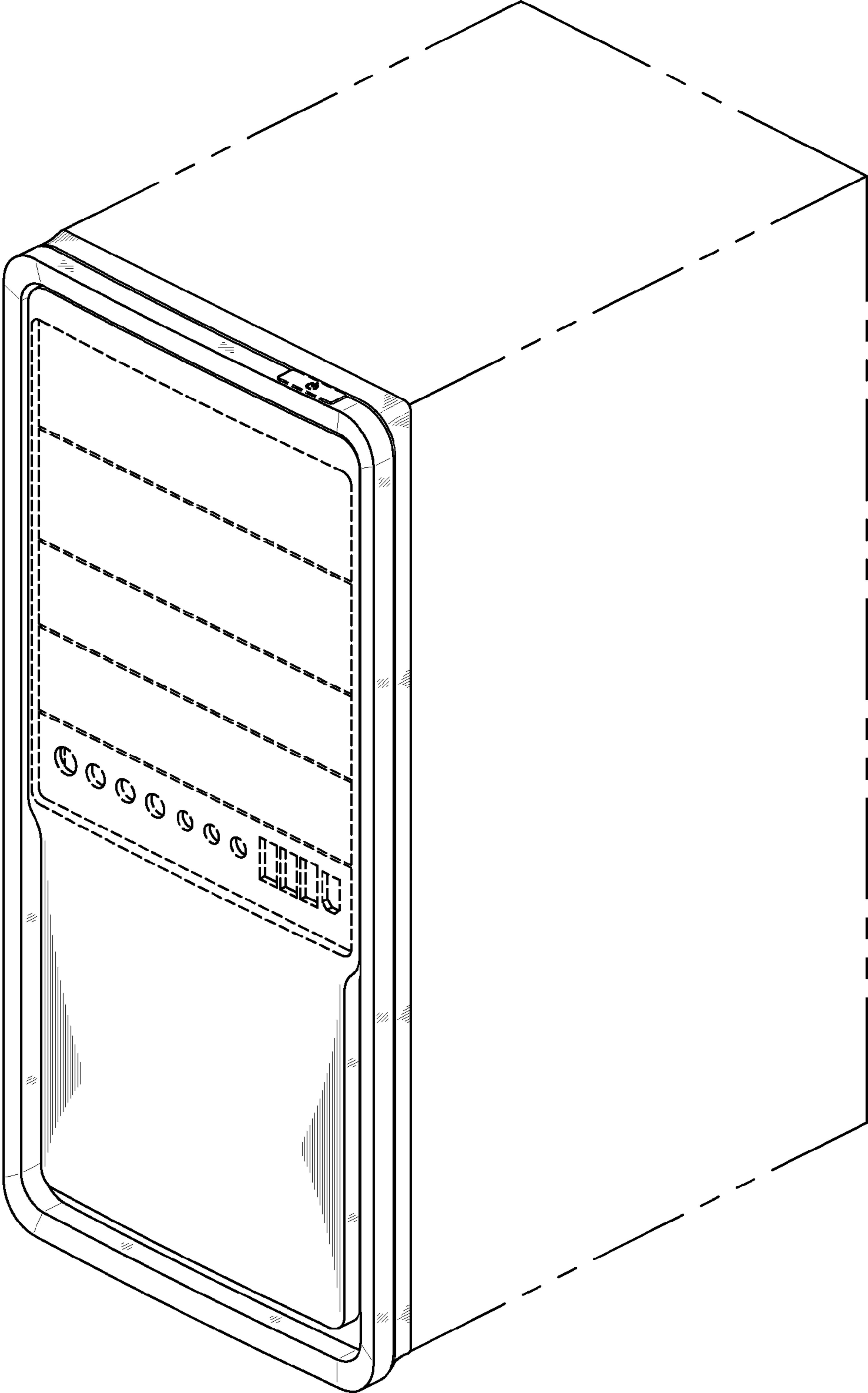


FIG. 7