

US00D572252S

(12) **United States Design Patent**
Kuo et al.

(10) **Patent No.:** **US D572,252 S**
(45) **Date of Patent:** **** Jul. 1, 2008**

(54) **SLOT-IN TYPE OPTICAL DISK DRIVE**

(75) Inventors: **Yao-Ting Kuo**, Taoyuan County (TW);
Jen-Chen Wu, Taoyuan County (TW)

(73) Assignee: **Quanta Storage Inc.**, Guishan Shiang,
Taoyuan County (TW)

(**) Term: **14 Years**

(21) Appl. No.: **29/276,619**

(22) Filed: **Jan. 31, 2007**

(51) **LOC (8) Cl.** **14-02**

(52) **U.S. Cl.** **D14/367; D14/368**

(58) **Field of Classification Search** D13/162,
D13/182, 184, 199; D14/260.01, 356, 361-369,
D14/125, 313; 312/223.3; 360/99.01-99.12,
360/97.01; 361/680-686, 690-696; 369/34.01,
369/36.01, 53.57

See application file for complete search history.

(56) **References Cited**

U.S. PATENT DOCUMENTS

D372,228 S * 7/1996 Sawada et al. D14/366
D382,863 S * 8/1997 Horiuchi et al. D14/366
D385,261 S * 10/1997 Akiba D14/260.1

D478,588 S * 8/2003 Watanabe et al. D14/366
6,917,573 B2 * 7/2005 Nakajo et al. 369/53.37
D518,822 S * 4/2006 Fujimura D14/366
D535,294 S * 1/2007 Fujisawa D14/363
D542,290 S * 5/2007 Hosoya D14/368

* cited by examiner

Primary Examiner—Brian N Vinson

(74) *Attorney, Agent, or Firm*—Winston Hsu

(57) **CLAIM**

The ornamental design for a slot-in type optical disk drive, as shown and described.

DESCRIPTION

FIG. 1 is a perspective view of a slot-in type optical disk drive embodying my new design;

FIG. 2 is a top plan view thereof;

FIG. 3 is a bottom plan view thereof;

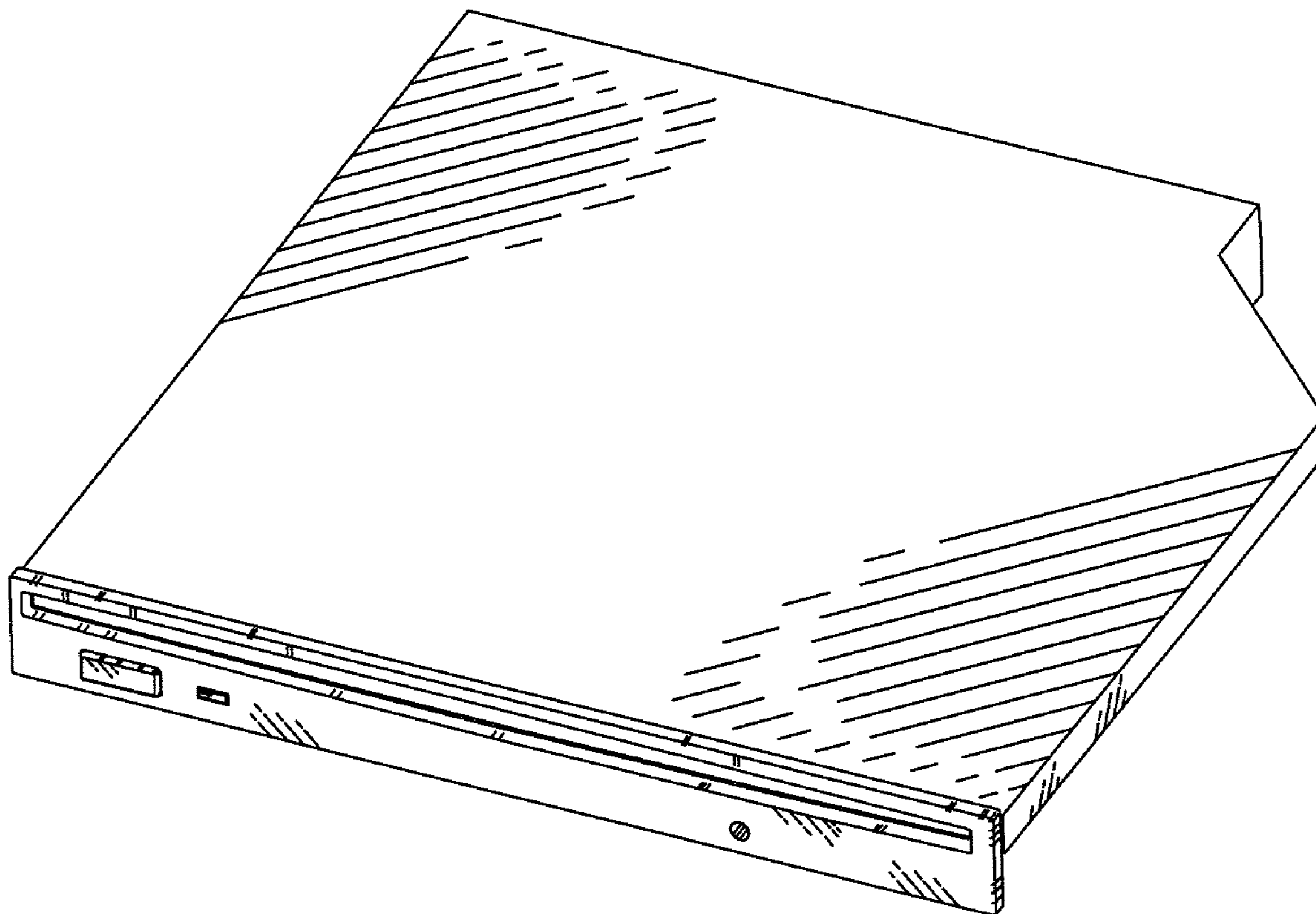
FIG. 4 is a front view thereof;

FIG. 5 is a rear view thereof;

FIG. 6 is a right view thereof; and,

FIG. 7 is a left view thereof.

1 Claim, 7 Drawing Sheets



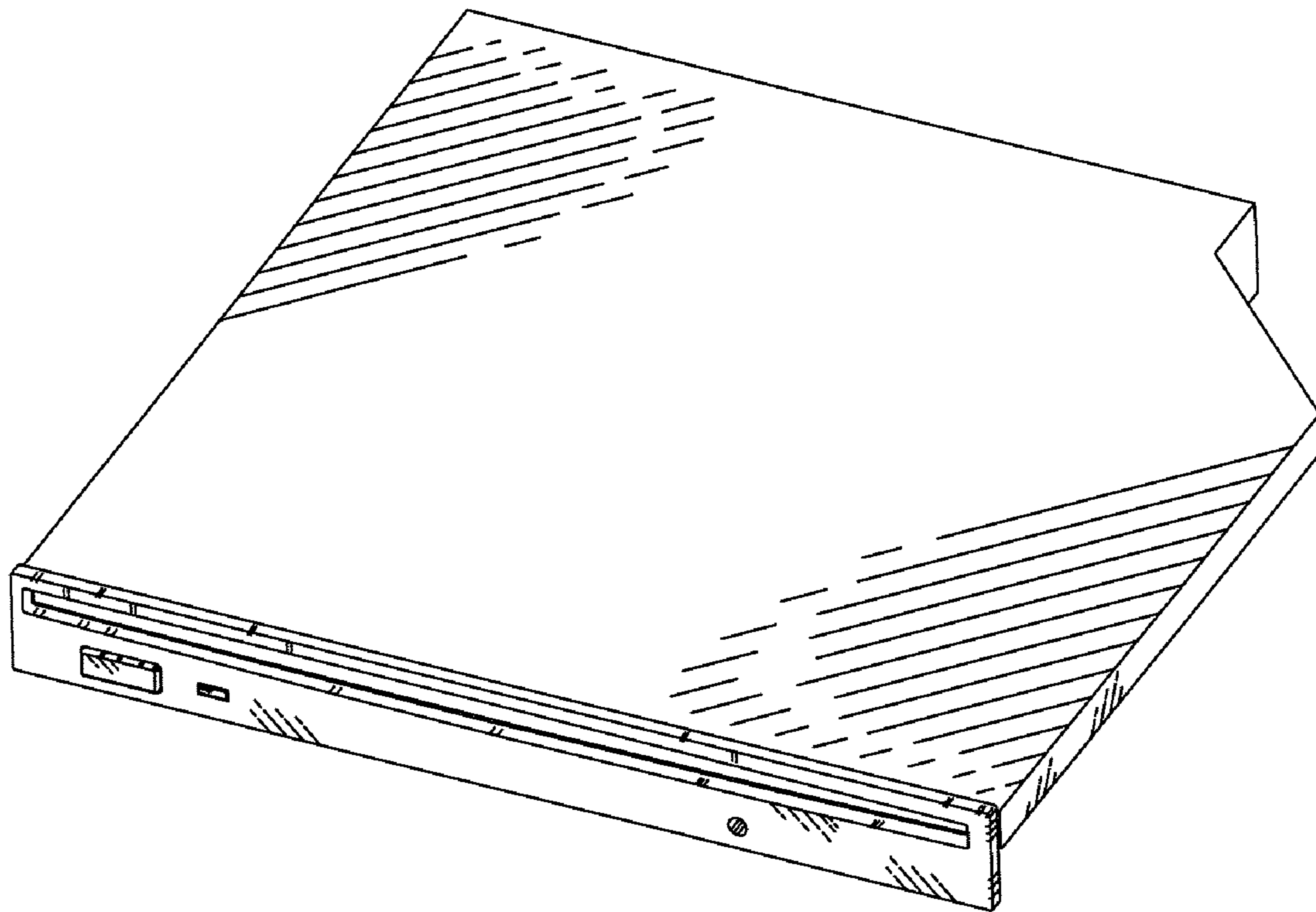


Fig. 1

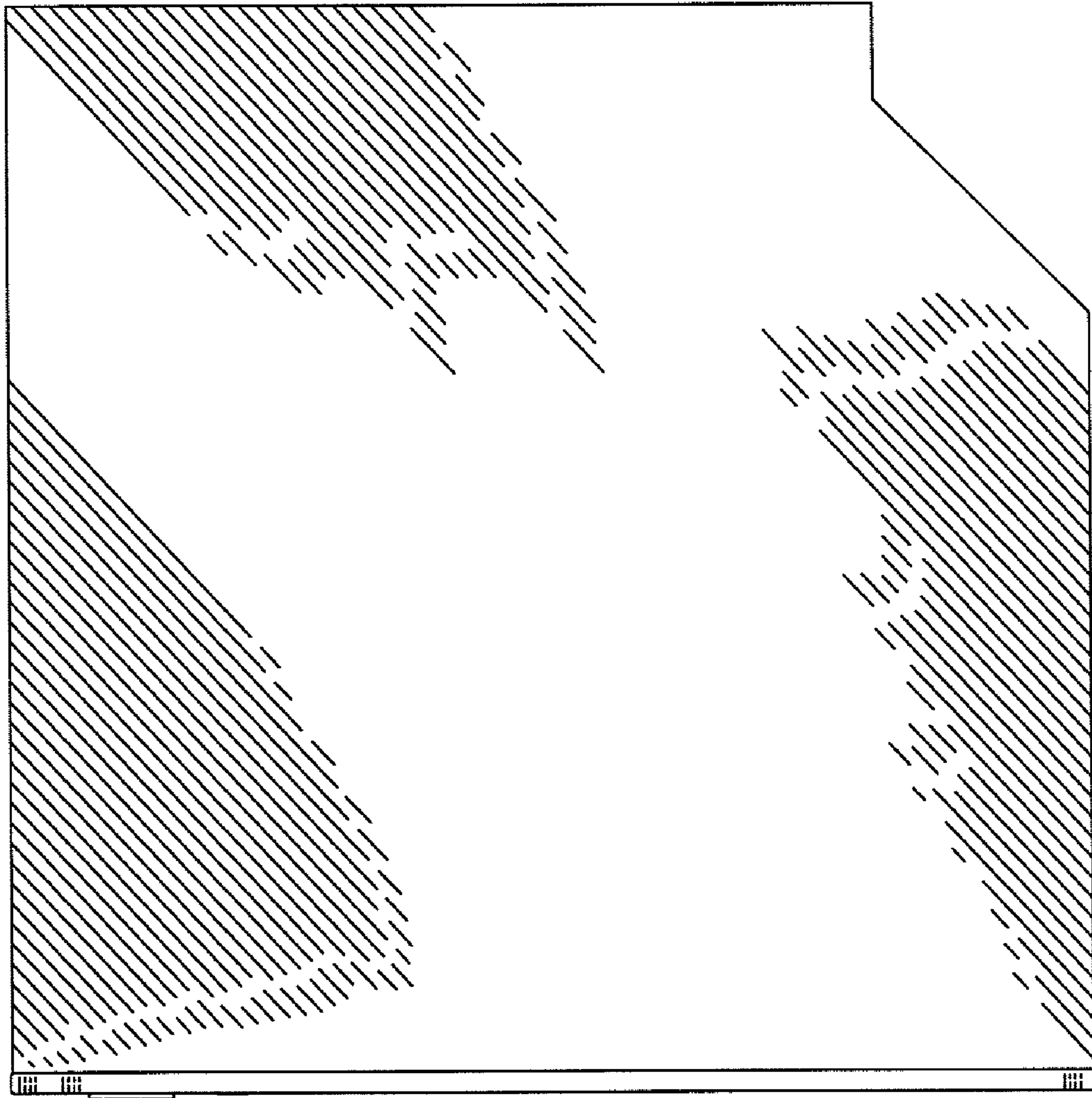


Fig. 2




Fig. 3




Fig. 4




Fig. 5




Fig. 6

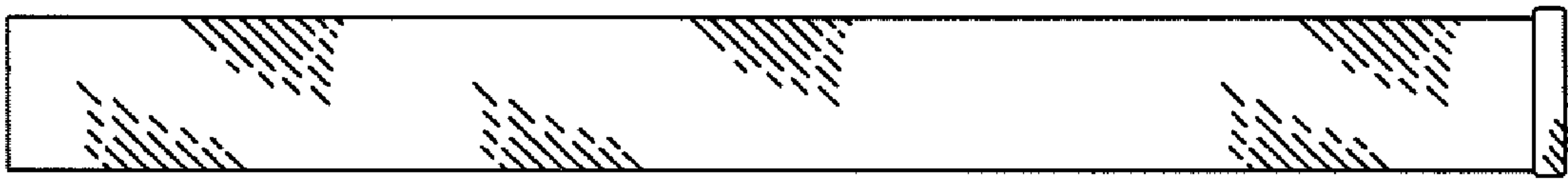


Fig. 7