



US00D572248S

(12) **United States Design Patent**  
**Jen**

(10) **Patent No.:** **US D572,248 S**  
(45) **Date of Patent:** **\*\* Jul. 1, 2008**

(54) **USB WIRELESS DONGLE**

(75) Inventor: **Shin-Hao Jen**, Panchiao (TW)

(73) Assignee: **Quanta Computer Inc.**, Tao Yuan Shien (TW)

(\*\*) Term: **14 Years**

(21) Appl. No.: **29/282,726**

(22) Filed: **Jul. 27, 2007**

(51) **LOC (8) Cl.** ..... **14-03**

(52) **U.S. Cl.** ..... **D14/358**

(58) **Field of Classification Search** ..... D14/137,  
D14/156, 167, 230, 240, 242, 348, 356, 358,  
D14/384–385, 432–435; 348/711–713, 795,  
348/840, 846; 361/658–686; 365/63; 455/90.2,  
455/90.3, 91, 128, 269, 344, 347; 439/139–141,  
439/144–147, 518, 638; 710/62, 74  
See application file for complete search history.

(56) **References Cited**

**U.S. PATENT DOCUMENTS**

6,456,500 B1 \* 9/2002 Chen ..... 439/141  
D486,806 S \* 2/2004 Takayama et al. .... D14/137  
D494,969 S \* 8/2004 Lin ..... D14/356  
6,926,544 B2 \* 8/2005 Lee ..... 439/147  
D513,005 S \* 12/2005 Kobayakawa ..... D14/435

D520,995 S \* 5/2006 Chang ..... D14/356  
D542,789 S \* 5/2007 Depay ..... D14/358  
D546,328 S \* 7/2007 Kobayakawa ..... D14/358  
D559,838 S \* 1/2008 Yuba et al. .... D14/230  
D560,214 S \* 1/2008 Yuba et al. .... D14/230

\* cited by examiner

*Primary Examiner*—Brian N Vinson

(74) *Attorney, Agent, or Firm*—Thomas, Kayden,  
Horstemeyer & Risley

(57) **CLAIM**

The ornamental design for a USB wireless dongle, as shown and described.

**DESCRIPTION**

FIG. 1 is a front, side perspective view of a USB wireless dongle showing our new design;

FIG. 2 is a front elevational view thereof;

FIG. 3 is a rear elevational view thereof;

FIG. 4 is a left side elevational view thereof;


FIG. 5 is a right side elevational view thereof;

FIG. 6 is a top plan view thereof;

FIG. 7 is a bottom plan view thereof; and,

FIG. 8 is a front view thereof showing the state of operating.

**1 Claim, 5 Drawing Sheets**



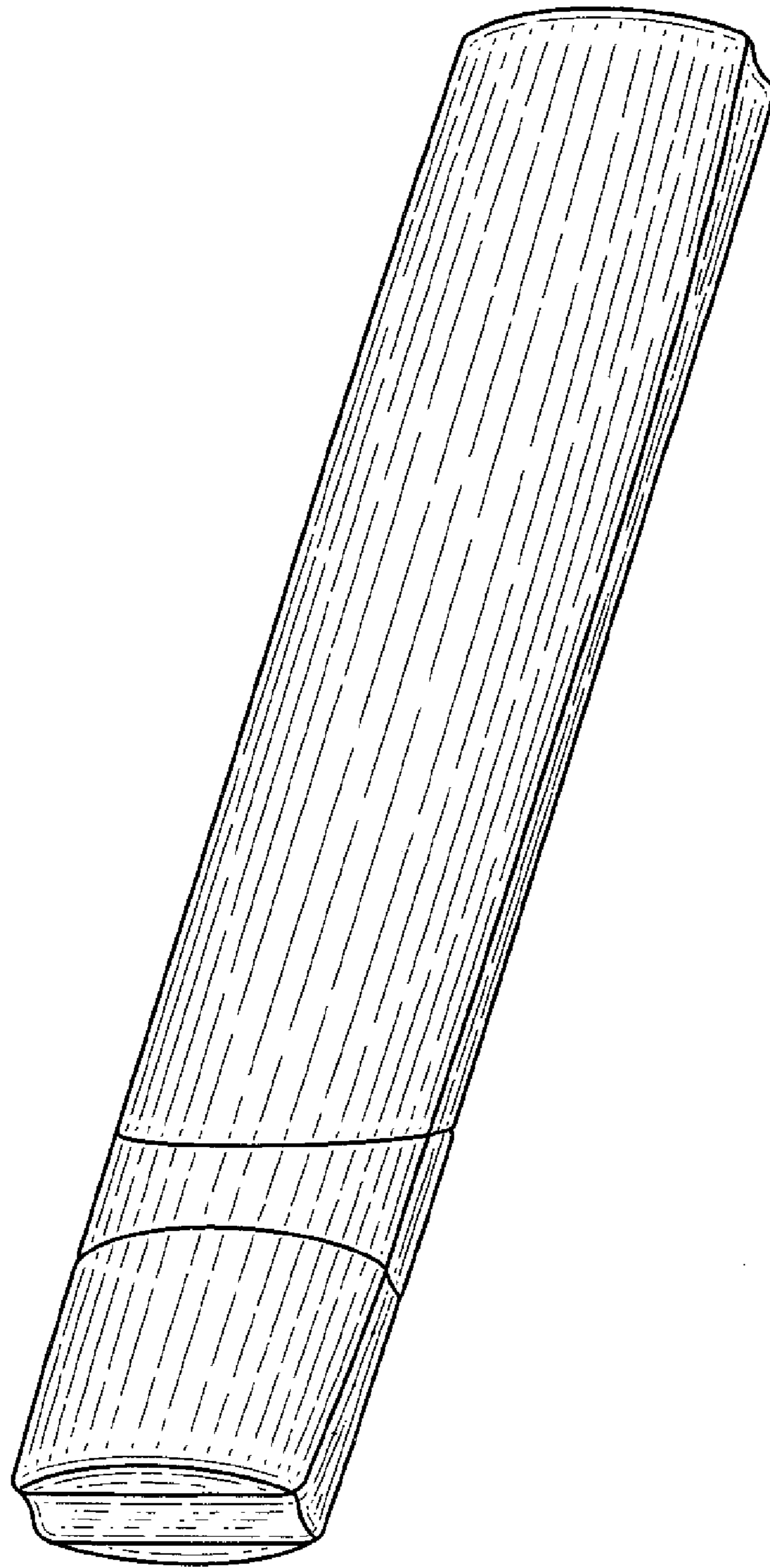


FIG. 1




FIG. 2




FIG. 3




FIG. 4




FIG. 5

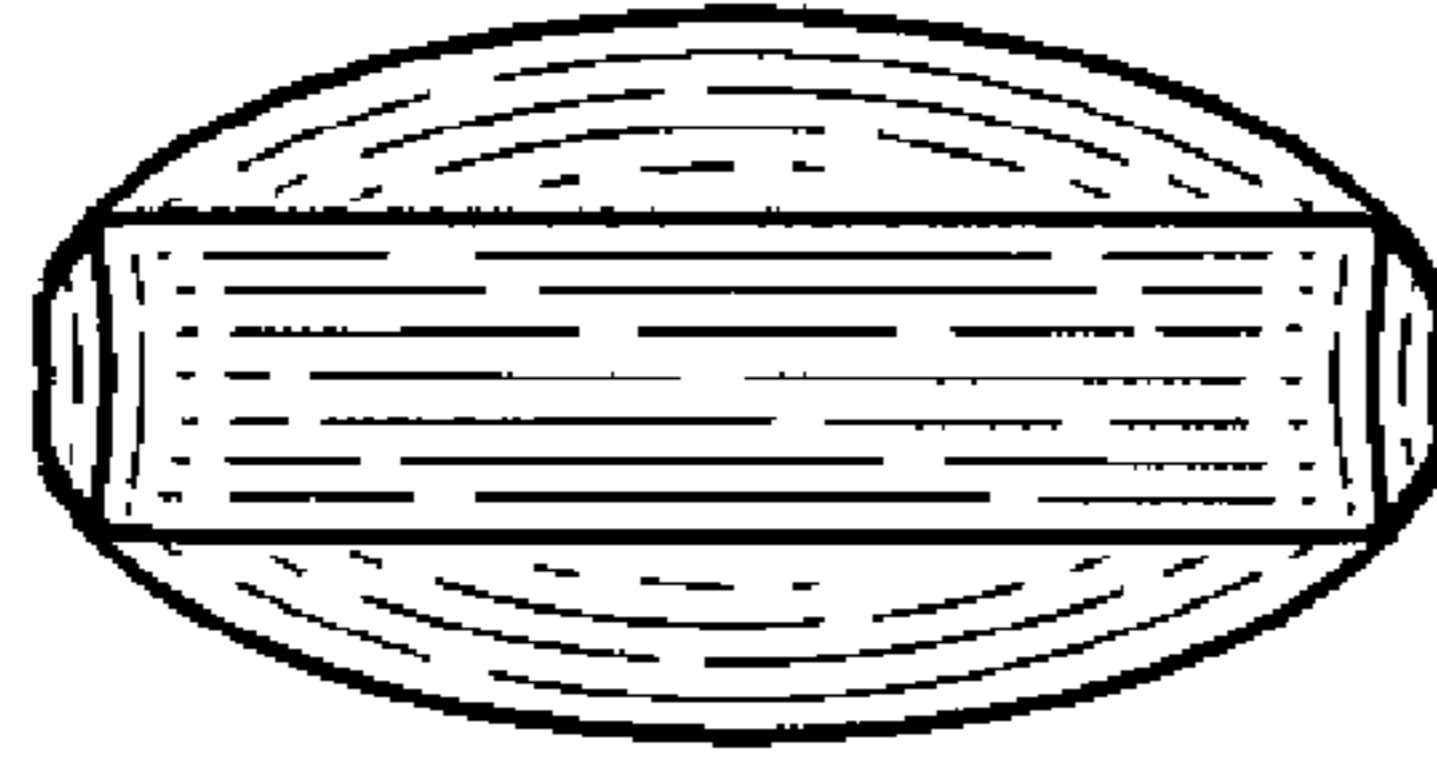


FIG. 6

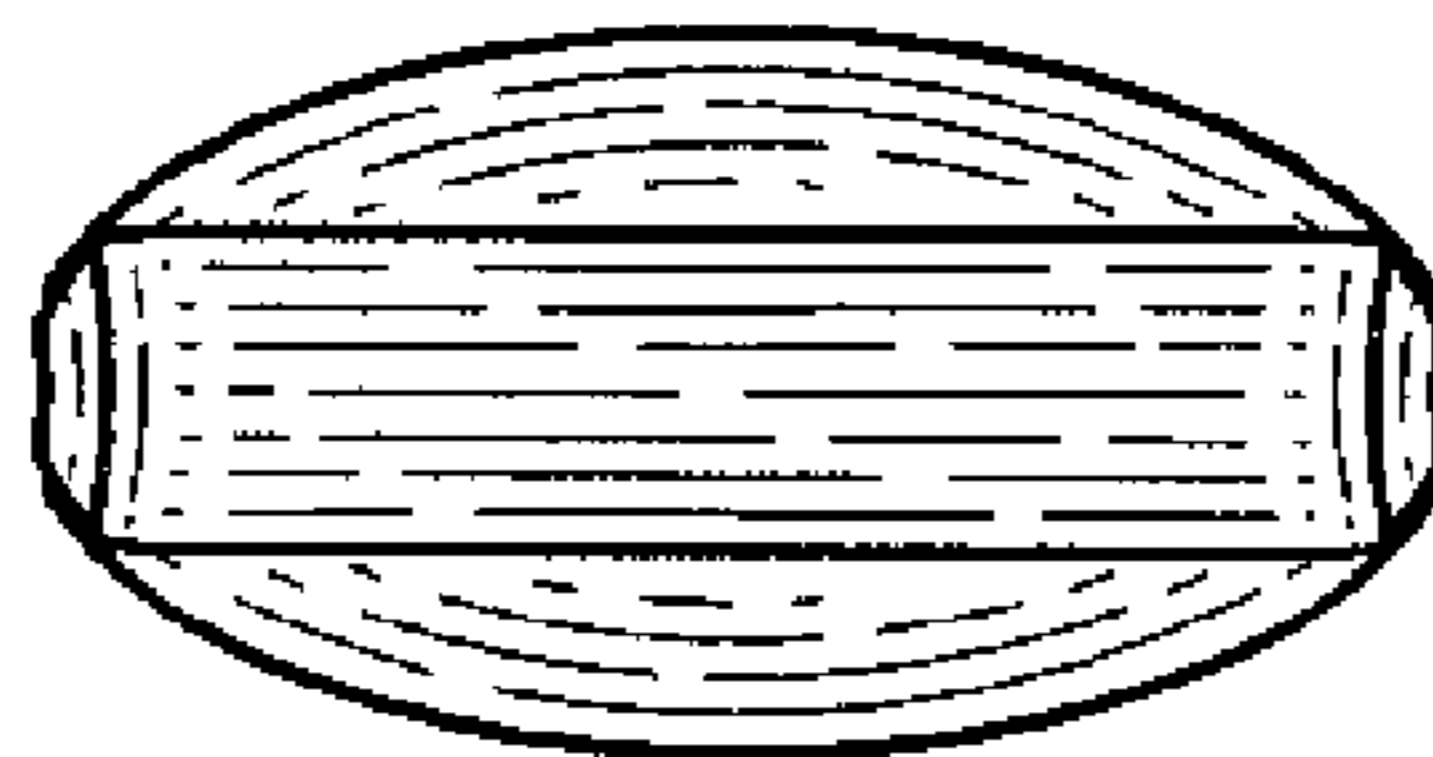


FIG. 7

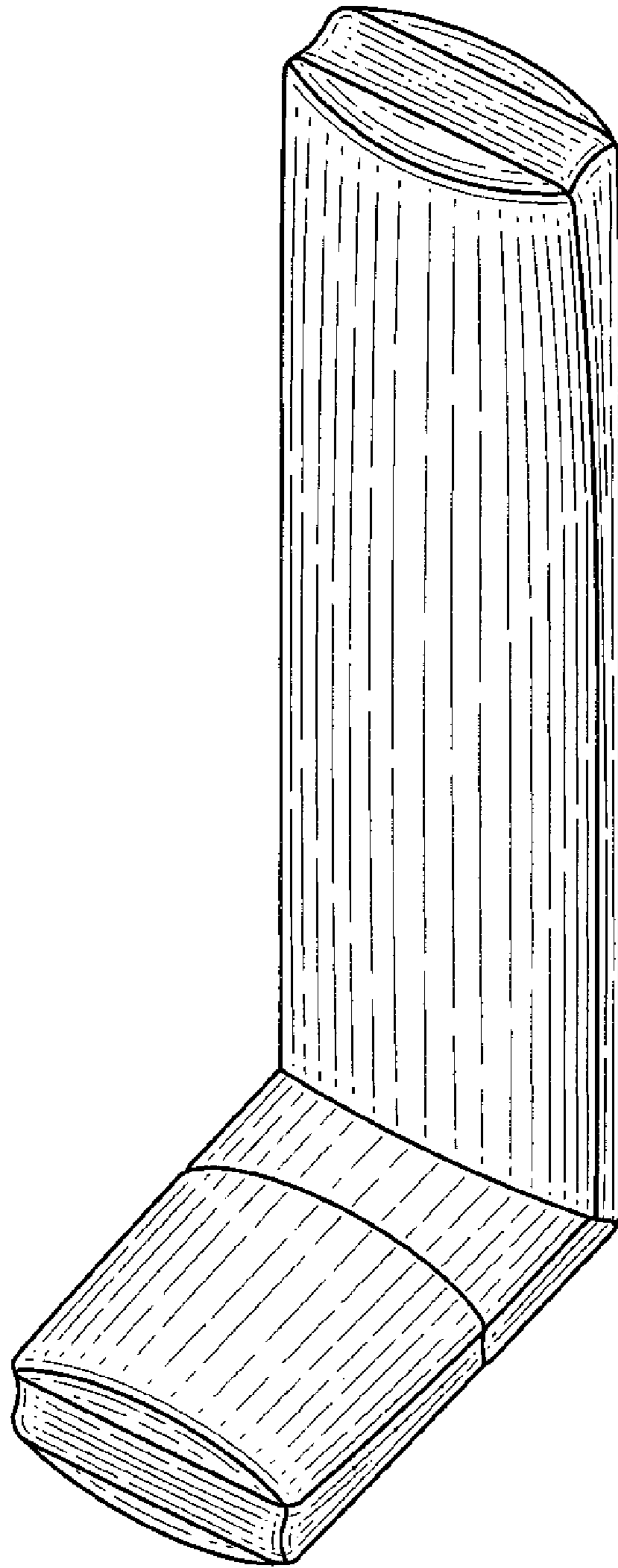


FIG. 8