



US00D572243S

(12) **United States Design Patent**
Lin et al.

(10) **Patent No.:** **US D572,243 S**
(45) **Date of Patent:** **** Jul. 1, 2008**

(54) **MULTI-BAND ANTENNA**

(75) Inventors: **Ching-Cui Lin**, Tu-Cheng (TW);
Jia-Hung Su, Tu-Cheng (TW); **Kai Shih**, Tu-Cheng (TW); **Yu-Yuan Wu**, Tu-Cheng (TW)

(73) Assignee: **Cheng Uei Precision Industry Co., Ltd.**, Taipei Hsien (TW)

(**) Term: **14 Years**

(21) Appl. No.: **29/274,589**

(22) Filed: **May 7, 2007**

(51) **LOC (8) Cl.** **14-03**

(52) **U.S. Cl.** **D14/230**

(58) **Field of Classification Search** D14/138,
D14/230-238, 299, 358; D12/42, 43; 343/700 MS,
343/700 R-705, 711-713, 741, 748, 767,
343/795, 819, 840, 846, 866, 871-908; 455/90.2,
455/90.3, 91, 128, 269, 344, 347, 562.1
See application file for complete search history.

(56) **References Cited**

U.S. PATENT DOCUMENTS

D424,063 S * 5/2000 Kudo D14/230
6,667,718 B2 * 12/2003 Back et al. 343/700 MS

D493,446 S * 7/2004 Hung et al. D14/230
D534,527 S * 1/2007 Hung et al. D14/230
D534,903 S * 1/2007 Hung et al. D14/230
D535,290 S * 1/2007 Su et al. D14/230
D554,111 S * 10/2007 Su et al. D14/230
2008/0030407 A1 * 2/2008 Hung et al. 343/700 MS

* cited by examiner

Primary Examiner—Louis S Zarfaz

Assistant Examiner—John Windmuller

(74) *Attorney, Agent, or Firm*—Rosenberg, Klein & Lee

(57) **CLAIM**

The ornamental design for a multi-band antenna, as shown and described.

DESCRIPTION

FIG. 1 is a perspective view of a multi-band antenna showing our new design;

FIG. 2 is a front elevational view thereof;

FIG. 3 is a rear elevational view thereof;

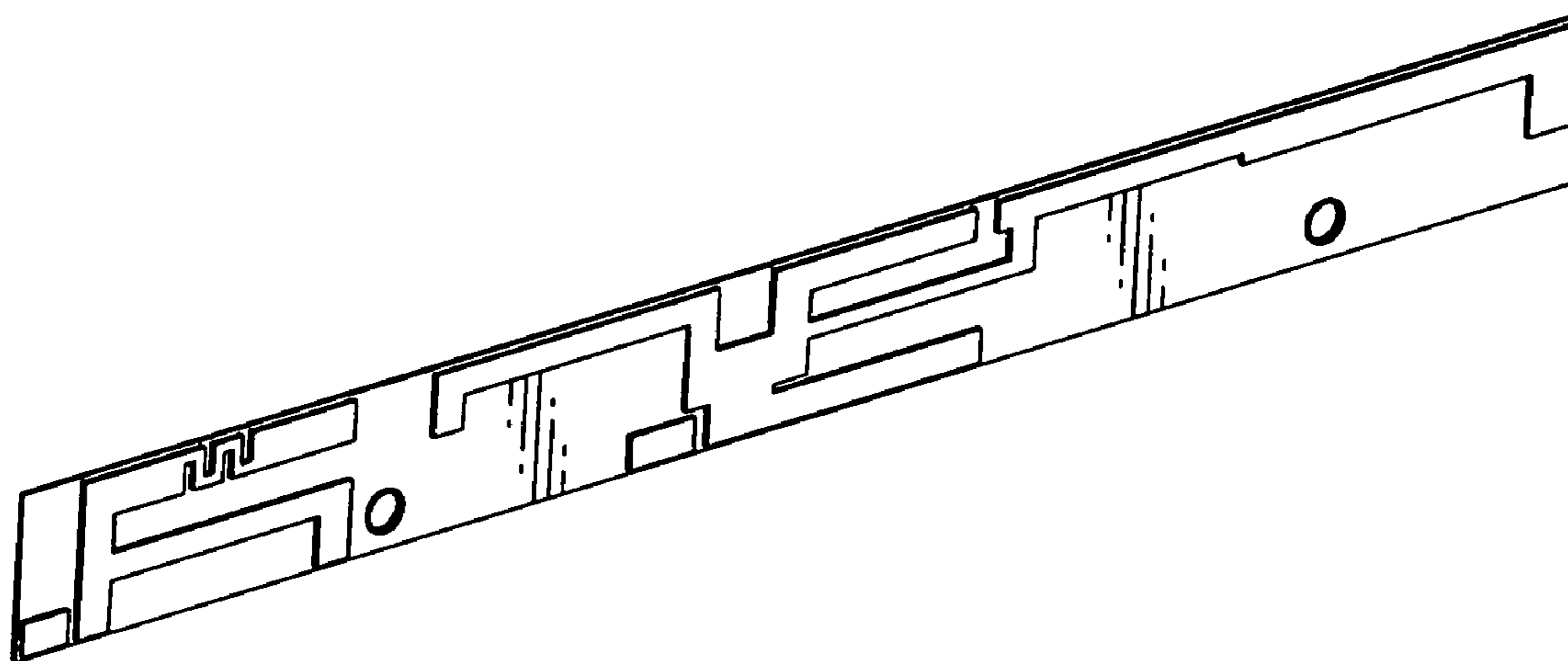
FIG. 4 is a left side elevational view thereof;

FIG. 5 is a right side elevational view thereof;

FIG. 6 is a top plan view thereof; and,

FIG. 7 is a bottom plan view thereof.

1 Claim, 4 Drawing Sheets



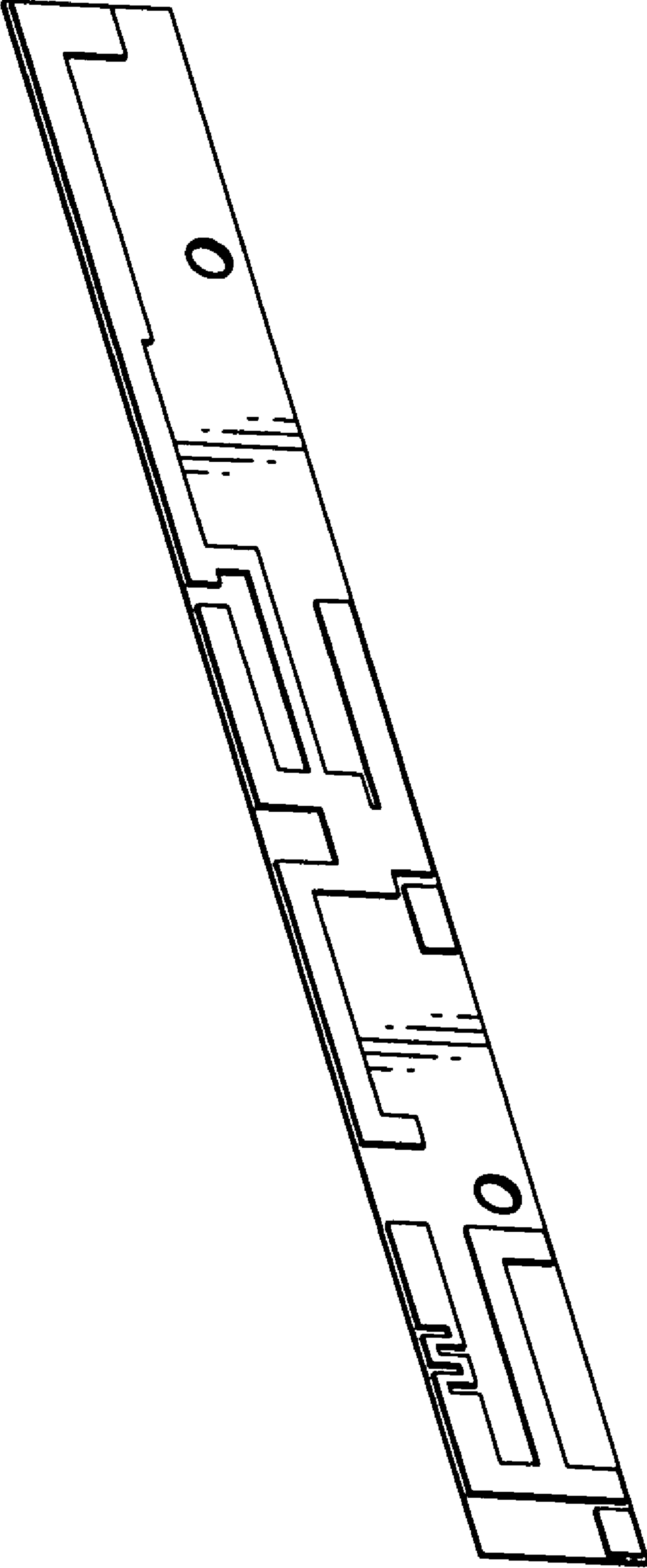


FIG. 1

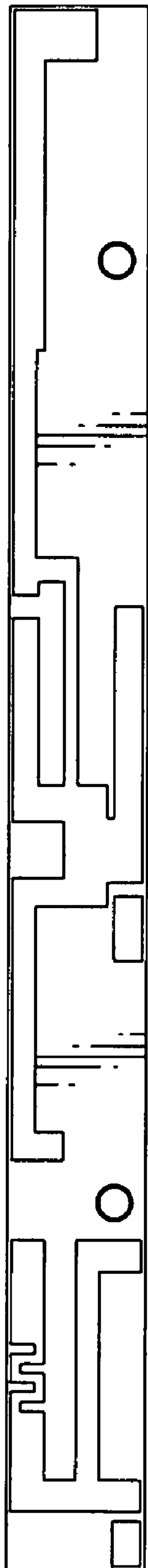


FIG. 2

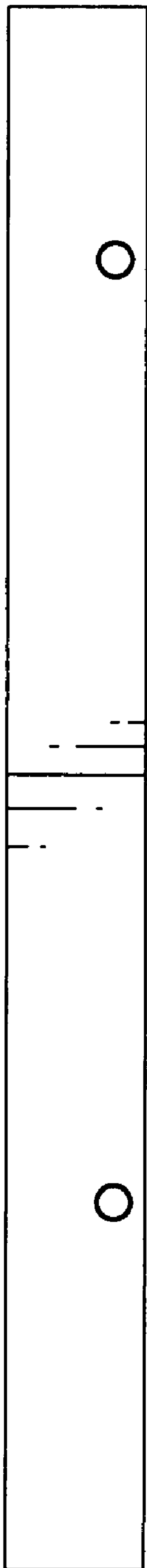


FIG. 3



FIG. 6



FIG. 4

FIG. 5



FIG. 7