



US00D572221S

(12) **United States Design Patent**
Yang et al.

(10) **Patent No.:** **US D572,221 S**
(45) **Date of Patent:** **** Jul. 1, 2008**

(54) **MOBILE PHONE**

2006/0135226 A1* 6/2006 Won et al. 455/575.3
2007/0161414 A1* 7/2007 Wang et al. 455/575.3

(75) Inventors: **So-Young Yang**, Seoul (KR);
Chang-Hwan Hwang, Goyang-si (KR);
Min-Hyok Lee, Suwon-si (KR);
Tae-Joong Kim, Goyang-si (KR)

OTHER PUBLICATIONS

Samsung D550 telephone, announced Jun. 2005, [online], [site visited Feb. 14, 2008]. Available from Internet ,<URL:http://www.gsmarena.com>.*
Alcatel OT-E159 telephone, announce 1st quarter 2005, [online], [site visited Feb. 14, 2008]. Available from Internet ,<URL:http://www.gsmarena.com>.*
Samsung D300 telephone, announced Feb. 2006, [online], [site visited Feb. 14, 2008]. Available from Internet ,<URL:http://www.gsmarena.com>.*
Nokia N-92 telephone, announced 4th quarter 2005, [online], [site visited Feb. 14, 2008]. Available from Internet ,<URL:http://www.gsmarena.com>.*
Philips 760 telephone, announced 1st quarter 2005, [online], [site visited Feb. 14, 2008]. Available from Internet ,<URL:http://www.gsmarena.com>.*
Haier M1000 telephone, announced 2005, [online], [site visited Feb. 14, 2008]. Available from Internet ,<URL:http://www.gsmarena.com>.*

(73) Assignee: **Samsung Electronics Co., Ltd** (KR)

(**) Term: **14 Years**

(21) Appl. No.: **29/257,727**

(22) Filed: **Apr. 10, 2006**

(30) **Foreign Application Priority Data**

Feb. 8, 2006 (KR) 30-2006-0004661

(51) **LOC (8) Cl.** **14-03**

(52) **U.S. Cl.** **D14/138**

(58) **Field of Classification Search** D14/138,
D14/496, 341-347; 455/575.3, 575.1; D21/517
See application file for complete search history.

* cited by examiner

Primary Examiner—Jeffrey D Asch

(74) *Attorney, Agent, or Firm*—Cantor Colburn LLP

(56) **References Cited**

U.S. PATENT DOCUMENTS

D447,128 S * 8/2001 Lee et al. D14/138
D476,303 S * 6/2003 Lee et al. D14/138
D477,294 S * 7/2003 Ikeda et al. D14/138
D496,017 S * 9/2004 Hsu et al. D14/138
D525,620 S * 7/2006 Esslinger et al. D14/346
D541,249 S * 4/2007 Hirano D14/138
7,203,531 B2 * 4/2007 Kido 455/575.3
D546,308 S * 7/2007 Lee D14/138
D548,212 S * 8/2007 Lee D14/138
D555,124 S * 11/2007 Lee D14/138
D558,712 S * 1/2008 Kim et al. D14/138
D559,215 S * 1/2008 Eguchi D14/138
D559,812 S * 1/2008 Bradford et al. D14/138
D559,816 S * 1/2008 Moon et al. D14/138
D559,821 S * 1/2008 Lee D14/138
D561,722 S * 2/2008 Kim et al. D14/138
2005/0245296 A1 * 11/2005 Hong et al. 455/575.3
2006/0019728 A1 * 1/2006 Sakamoto et al. 455/575.3
2006/0135225 A1 * 6/2006 Lin et al. 455/575.3

(57) **CLAIM**

We claim, the ornamental design for a mobile phone, as shown and described.

DESCRIPTION

FIG. 1 is a top, right-side, and front perspective view of a mobile phone, showing our new design;
FIG. 2 is a front elevational view thereof;
FIG. 3 is a rear elevational view thereof;
FIG. 4 is a left side elevational view thereof;
FIG. 5 is a right side elevational view thereof;
FIG. 6 is a top plan view thereof;
FIG. 7 is a bottom plan view thereof; and,
FIG. 8 is a front elevational view thereof, the mobile phone being in an alternate position.

1 Claim, 3 Drawing Sheets

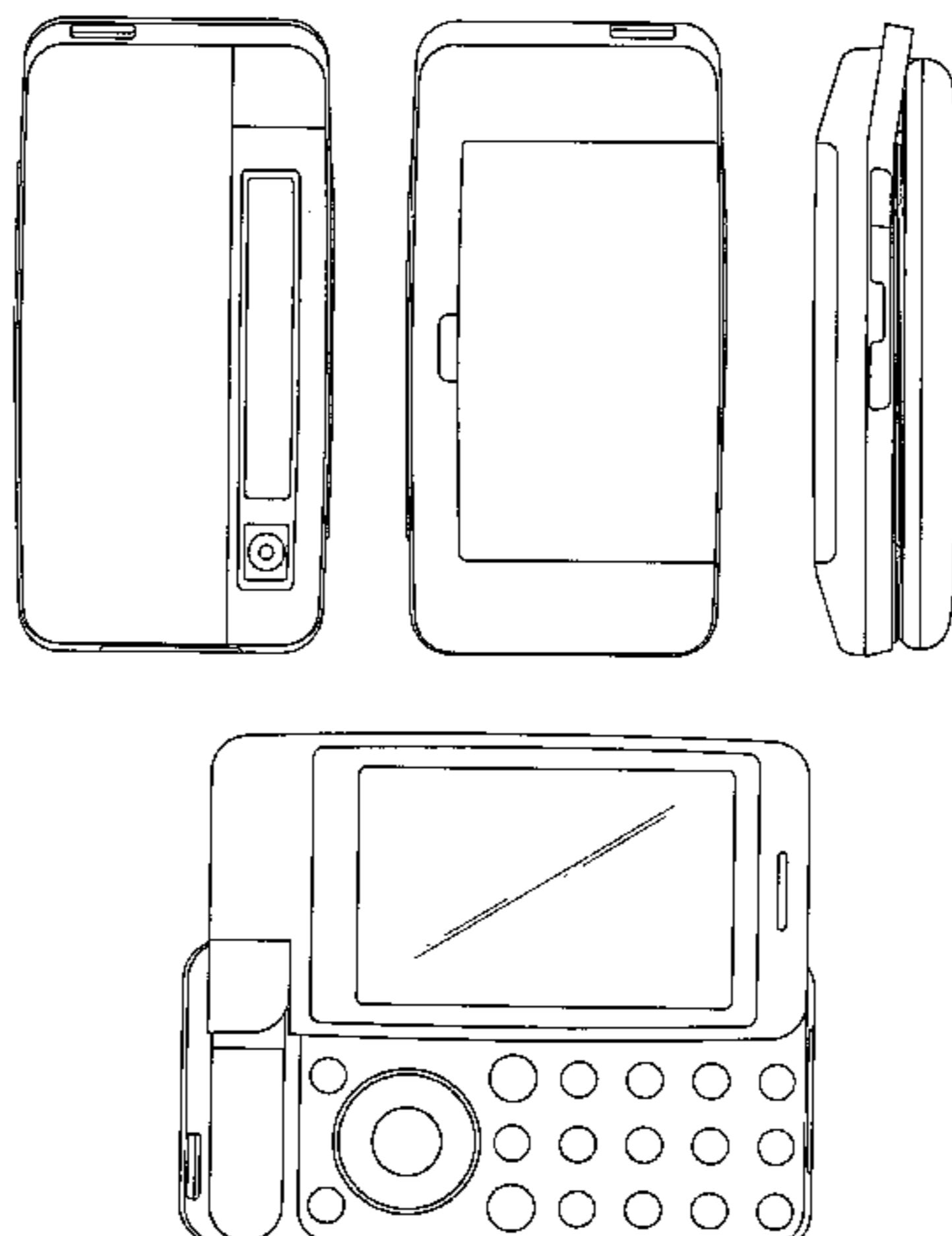


FIG. 1

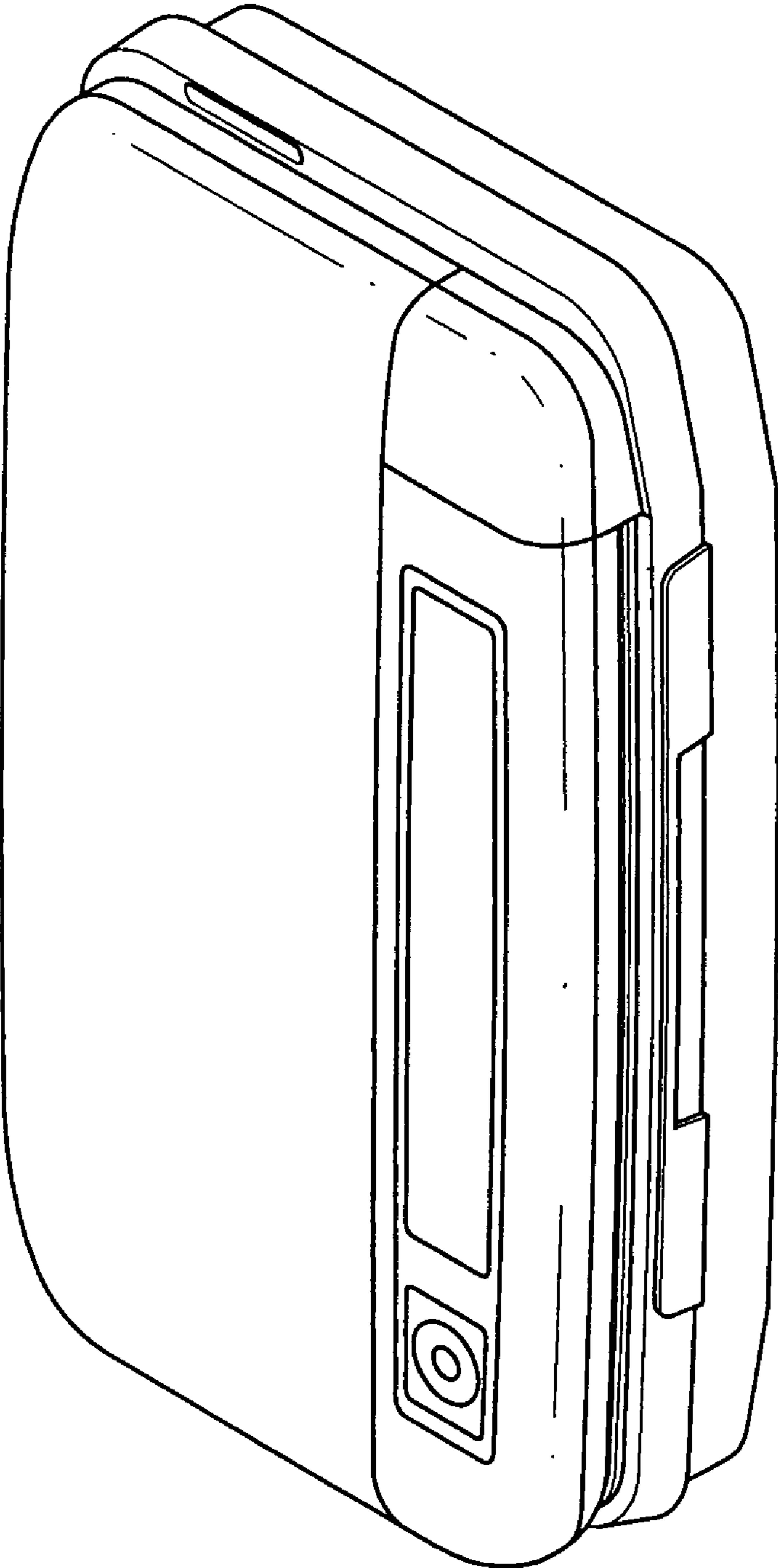


FIG. 2




FIG. 3




FIG. 4

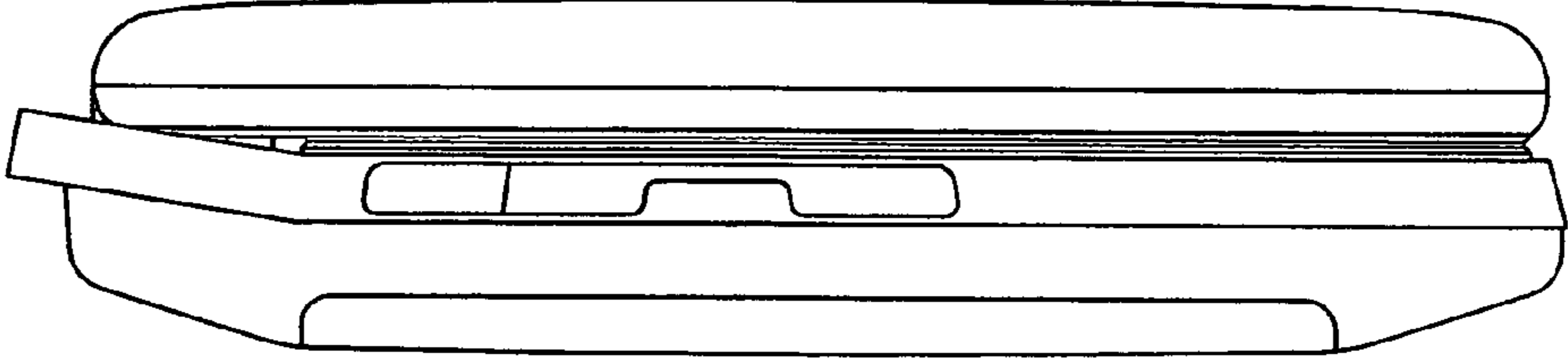


FIG. 5

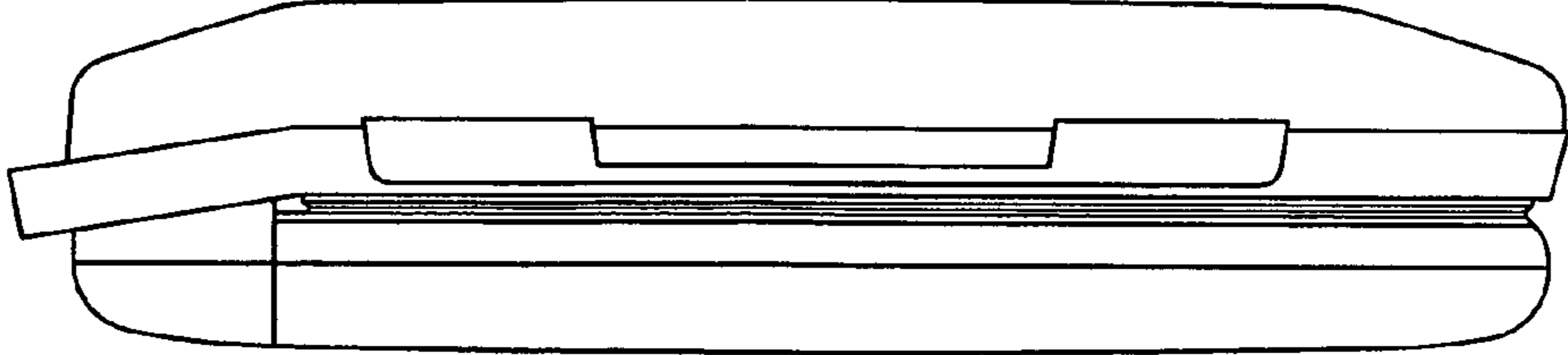


FIG. 6

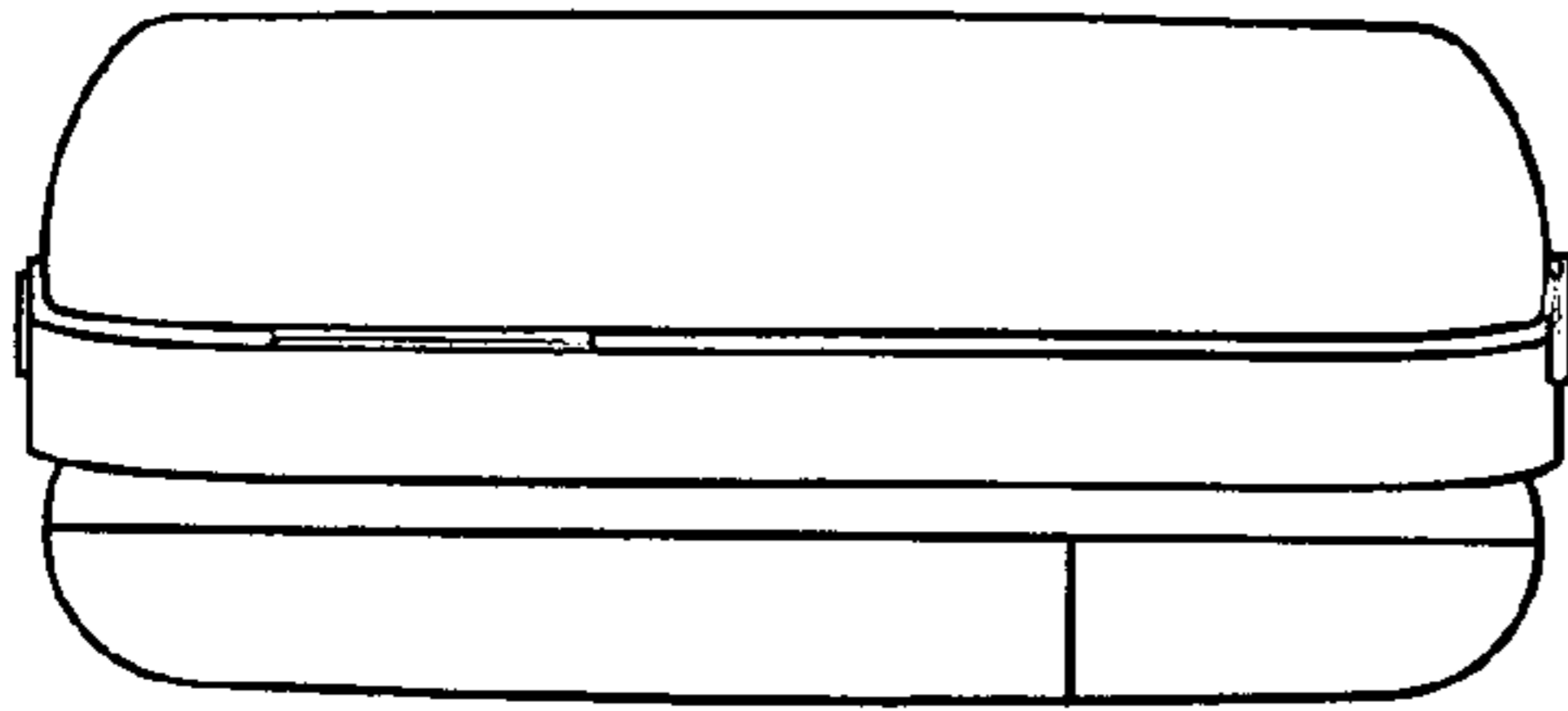


FIG. 7

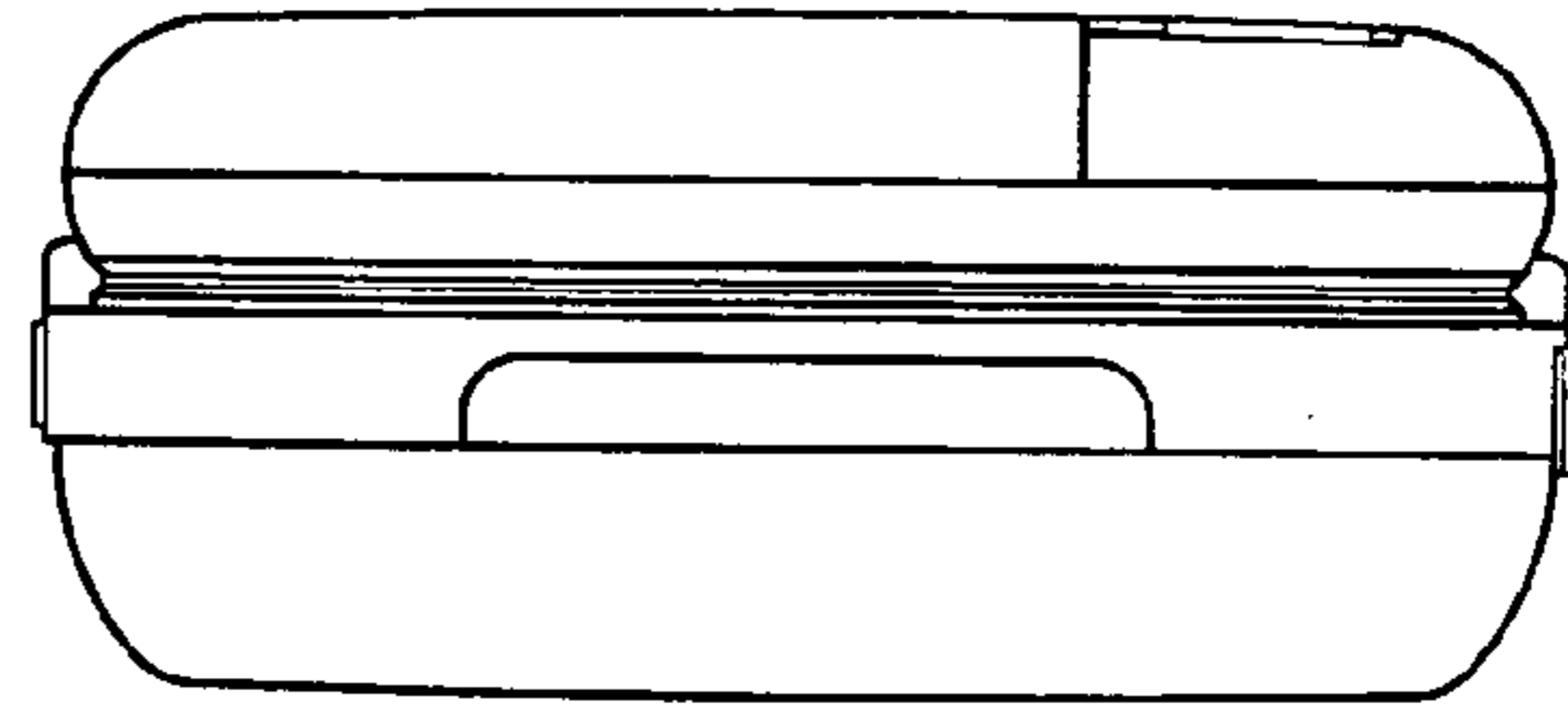


FIG. 8

